

Begin forwarded message:

**From:** Philippine Stock Exchange <[no-reply@pse.com.ph](mailto:no-reply@pse.com.ph)>

**Date:** May 25, 2023 at 10:09:20 AM GMT+8

**Subject: Information Statement**

Dear Sir/Madam:

Your disclosure was approved as Company Report. Details are as follows:

Company Name: APC Group, Inc.

Reference Number: 0018557-2023

Date and Time: Thursday, May 25, 2023 10:09 AM

Template Name: Information Statement

Report Number: CR03765-2023

Best Regards,  
PSE EDGE

This e-mail message, including any attached file, is confidential and legally privileged. It is solely for the intended recipient. If you received this e-mail by mistake, you should immediately notify the sender and delete this message from your system.

If you are not the intended recipient, you are prohibited from disseminating, distributing or copying this e-mail and its contents. Unauthorized or unlawful access, processing, use, misuse, alteration, interception, interference, communication, disclosure, distribution, downloading, uploading, copying, storage, reproduction and/or replication of any or all information, including personal and sensitive personal information ("Personal Data"), data, file(s), text, numbers, figures, images and/or graphics provided herein is punishable by law in accordance with Republic Act No. 10173, otherwise known as the Data Privacy Act of 2012, Republic Act No. 10175, otherwise known as the Cybercrime Prevention Act of 2012, and other applicable laws and regulations.

This e-mail cannot be guaranteed to be secure and error-free as it could be intercepted, corrupted, lost, destroyed, arrive late or incomplete, or contain viruses or other malicious programs. Therefore, the sender does not accept liability for any errors or omissions in the contents of this e-mail, which arise as a result of the transmission.

Unless it relates to business discharged by officials of the PSE, any views, opinions or factual assertions contained are those of the author and not necessarily of the PSE. The PSE prohibits unofficial use of its e-mail and consequently disclaims and accepts no liability for any damage caused by any libelous and defamatory statements transmitted via this e-mail.

If verification is required, please request for a hard copy.

To know about your rights as a data subject under the Data Privacy Act of 2012 and how the PSE processes and protects the Personal Data it collects and stores, you may visit the Privacy Policy page of PSE's website at <https://www.pse.com.ph/stockMarket/content.html?sec=privacypolicy>

The Philippine Stock Exchange, Inc., 6th to 10th Floors, PSE Tower, 5th Avenue corner 28th Street, Bonifacio Global City, Taguig City, Philippines 1634

# SECURITIES AND EXCHANGE COMMISSION

## SEC FORM 20-IS

### INFORMATION STATEMENT PURSUANT TO SECTION 17.1(b) OF THE SECURITIES REGULATION CODE

1. Check the appropriate box:

- ☐ Preliminary Information Statement  
☒ Definitive Information Statement

2. Name of Registrant as specified in its charter

APC Group, Inc

3. Province, country or other jurisdiction of incorporation or organization

Metro Manila

4. SEC Identification Number

AS93008127

5. BIR Tax Identification Code

002-834-075

6. Address of principal office

G/F MyTown New York Building, General E. Jacinto Corner Capas Street, Barangay  
Guadalupe Nuevo, Makati City  
Postal Code  
1212

7. Registrant's telephone number, including area code

(+632) 8662 8888

8. Date, time and place of the meeting of security holders

June 22, 2023, 11:00AM, to be conducted virtually/electronically

9. Approximate date on which the Information Statement is first to be sent or given to security holders

May 22, 2023

10. In case of Proxy Solicitations:

Name of Person Filing the Statement/Solicitor

-

Address and Telephone No.

-

11. Securities registered pursuant to Sections 8 and 12 of the Code or Sections 4 and 8 of the RSA  
(information on number of shares and amount of debt is applicable only to corporate registrants):

| Title of Each Class | Number of Shares of Common Stock Outstanding and Amount of Debt Outstanding |
|---------------------|---|
|---------------------|---|

Common Stock

7,504,203,997

13. Are any or all of registrant's securities listed on a Stock Exchange?

☒ Yes
 ☐ No

If yes, state the name of such stock exchange and the classes of securities listed therein:

Philippine Stock Exchange, Inc/Common Stock

*The Exchange does not warrant and holds no responsibility for the veracity of the facts and representations contained in all corporate disclosures, including financial reports. All data contained herein are prepared and submitted by the disclosing party to the Exchange, and are disseminated solely for purposes of information. Any questions on the data contained herein should be addressed directly to the Corporate Information Officer of the disclosing party.*



APC GROUP INC.

## APC Group, Inc.

### APC

**PSE Disclosure Form 17-5 - Information Statement for Annual or  
Special Stockholders' Meeting**  
*References: SRC Rule 20 and  
Section 17.10 of the Revised Disclosure Rules*

|                                      |  |
|--------------------------------------|--|
| <b>Date of Stockholders' Meeting</b> | Jun 22, 2023                             |
| <b>Type (Annual or Special)</b>      | Annual                                   |
| <b>Time</b>                          | 11:00A.M.                                |
| <b>Venue</b>                         | To be conducted virtually/electronically |
| <b>Record Date</b>                   | May 30, 2023                             |

**Inclusive Dates of Closing of Stock Transfer Books**

|                   |     |
|-------------------|-----|
| <b>Start Date</b> | N/A |
| <b>End date</b>   | N/A |

**Other Relevant Information**

-

**Filed on behalf by:**

|             |                           |
|-------------|---------------------------|
| <b>Name</b> | Michelle Angeli Hernandez |
|-------------|---------------------------|



|             |                    |
|-------------|--------------------|
| Designation | Chief Risk Officer |
|-------------|--------------------|

## COVER SHEET

|   |   |   |   |   |   |   |   |   |   |
|---|---|---|---|---|---|---|---|---|---|
| A | S | 9 | 3 | 0 | 0 | 8 | 1 | 2 | 7 |
|---|---|---|---|---|---|---|---|---|---|

S. E. C. Registration Number

[illegible]

(Company's Full Name)

[illegible]

(Business Address: No. Street City/Tow n/province)

IAN JASON R. AGUIRRE  
Contact Person

Contact Person

|       |   |     |   |   |
|-------|---|-----|---|---|
| 1     | 2 |     | 3 | 1 |
| Month |   | Day |   |   |

Month Day

Fiscal Year

20-IS

20-IS  
FORM TYPE

\_\_\_\_\_

Secondary License Type, If Applicable

8662-8888

8662-8888

Company's Telephone Number

|  |  |
|--|--|
|  |  |
|--|--|

Month

|  |  |
|--|--|
|  |  |
|--|--|

Day

Annual Meeting

|  |  |  |
|--|--|--|
|  |  |  |
|--|--|--|

Dept. Requiring this Doc.

\_\_\_\_\_

Amended Articles Number/Section

\_\_\_\_\_

Total Number of Stockholders

\_\_\_\_\_

Domestic

\_\_\_\_\_

Foreign

To be accomplished by SEC Personnel concerned

[illegible]

LCU

[illegible]

Cashier

STAMPS

STAMPS



**Notice of Annual Stockholders' Meeting**  
**June 22, 2023 | 11:00 a.m.**

**TO: ALL STOCKHOLDERS**

Please take notice that the Annual Stockholders' Meeting of **APC Group, Inc.** will be held on **June 22, 2023**, Thursday at 11:00 a.m. The meeting will be conducted virtually, and voting will be conducted *in absentia* through the Company's secure online voting facility.

**AGENDA**

1. Call to Order
2. Certification of Notice and Quorum
3. Approval of the Minutes of the Annual Meeting of Stockholders held on June 9, 2022
4. Approval of 2022 Operations and Results
5. Ratification of All Acts and Proceedings of the Board of Directors, Board Committees and the Management during their term of office
6. Election of Directors for 2023-2024
7. Appointment of External Auditors
8. Other Matters
9. Adjournment

Attached is the rationale for the above agenda items for reference.

The Board of Directors has fixed the end of trading hours of the Philippine Stock Exchange, Inc. on May 30, 2023 as the Record Date for the determination of stockholders entitled to the notice of, participation via remote communication, and voting *in absentia* at such meeting and any adjournment thereof.

The conduct of the meeting will be streamed live, and stockholders may attend the meeting by emailing [apc\\_governance@bellecorp.com](mailto:apc_governance@bellecorp.com) and submitting the required documents until June 19, 2023. All information submitted shall be verified and validated by the Corporate Secretary.

Stockholders who wish to cast votes through a proxy may accomplish the proxy form (*which need not be notarized*) and submit the same to the Office of the Corporate Secretary at the 23<sup>rd</sup> Floor, Philippine Stock Exchange Centre, East Tower Exchange Road, Ortigas Center, Pasig City or via electronic copy by emailing [apc\\_governance@bellecorp.com](mailto:apc_governance@bellecorp.com) on or before 5:00 pm of June 19, 2023. For corporate stockholders, the proxies should be accompanied by a Secretary's Certificate on the appointment of the corporation's authorized signatory.

Stockholders who successfully validated/registered can cast their votes *in absentia* through the Company's secured e-mail for this meeting. In order to participate remotely, they will also be provided with access to the meeting that will be held virtually. The "*Guidelines for Participation via Remote Communication and Voting in Absentia*" as appended to the Definitive Information Statement labeled as "Schedule A" together with the Information Statement, Annual Report on SEC Form 17-A (once available) and other pertinent materials for the Annual Stockholders' Meeting are posted in the Company's website <http://apcaragorn.net/index.php/disclosures/sec-filings/sec-form-20-is-information-statement> and PSE Edge.

City of Pasig, 19 May 2023.

**RICHARD ANTHONY D. ALCAZAR**  
Corporate Secretary

## RATIONALE FOR AGENDA ITEMS

1. **Call to Order.** The Chairman of the Board of Directors, Mr. Willy N. Ocier, will call the meeting to order.
2. **Certification of Notice and Quorum.** The Corporate Secretary, Atty. Richard Anthony D. Alcazar will certify that copies of this Notice were sent to Stockholders of record as of May 30, 2023. The Corporate Secretary will also certify the number of attendees, whether in person or by proxy, for the purpose of determining the existence of quorum to validly transact business.
3. **Approval of the Minutes of the Annual Meeting of Stockholders held on June 9, 2022.** The Minutes of the June 9, 2022 Annual Stockholders' Meeting (ASM) are available on the Company's website: Copies of the minutes of the annual stockholders' meeting <https://apcaragorn.net/index.php/component/jdownloads/send/137-minutes-of-all-general-or-special-stockholders-meetings-2022/617-draft-minutes-of-2022-annual-stockholders-meeting-posted-on-june-10-2022?Itemid=0> held on June 9, 2022 are available for inspection during office hours at the office of the Corporate Secretary. The results of last year's annual stockholders' meeting were also timely disclosed with the Philippine Stock Exchange, Inc. and the Securities and Exchange Commission (SEC). The minutes, as recommended by the Board of Directors, are subject to stockholders' approval during this year's stockholders' meeting.
4. **Approval of 2022 Operations and Results.** The Company's 2022 performance results have been summarized in the Annual Report, which includes the Audited Financial Statements (AFS) of the Company for the year ended December 31, 2022. The AFS, as audited by the external auditor which expressed an unqualified opinion therefor, have been reviewed and approved by the Audit Committee and the Board of Directors. Stockholders, after identifying themselves, will be given an opportunity to raise questions regarding the operations and report of the Company during the ASM.
5. **Ratification of all Acts of the Board of Directors, Board Committees and the Management during their term of office.** All actions, proceedings and contracts entered into, as well as resolutions made, including approvals of significant related party transactions, of the Board of Directors, the Board Committees and the Management from the last ASM held on June 9, 2022 until June 22, 2023 will be presented to the shareholders for their confirmation, approval and ratification. The Company's performance in 2022, as detailed in the Annual Report, is attributed to the strategic directions and key policies set by the Board of Directors which were effectively executed and complied with by Management in conformance with good corporate governance and ethical best practices. The ratification of the acts undertaken by the Board of Directors, Board Committees, and Management is subject to stockholders' approval during this year's stockholders' meeting.
6. **Election of Directors for 2023-2024.** The Directors of the Company, including Independent Directors, have been pre-qualified by the Company's Corporate Governance Committee for election as directors for 2023-2024. Their proven competence, expertise and qualifications based on current regulatory standards, will help sustain the Company's solid performance for the benefit of all its shareholders. The profiles of the Board of Directors are contained in the Definitive Information Statement for reference of the stockholders and are likewise posted on the Company's website. Directors for 2023-2024 will be elected during this year's stockholders' meeting. If elected, they shall serve as such from June 22, 2023 until their successors shall have been duly qualified and elected.
7. **Appointment of External Auditor.** As pre-screened and recommended by the Audit Committee, the Board has endorsed for stockholder approval the appointment of Reyes Tacandong & Co. as the Company's external auditor for 2023. Reyes Tacandong & Co. is one of the top auditing firms in the country and is duly accredited by the SEC. The appointment of Reyes Tacandong & Co. as external auditor of the Company for 2023 is subject to stockholders' approval during this year's stockholders' meeting. The Stockholders will also be requested to delegate to the Board the authority to approve the appropriate audit fee for 2023.
8. **Other Matters.** The Chairman will open the floor for comments and questions by the stockholders. Stockholders may raise other matters or issues that may be properly taken up at the meeting.
9. **Adjournment.** After all business has been considered and resolved, the Chairman shall declare the meeting adjourned.

## PROXY FORM

The undersigned stockholder of APC Group Inc. (the “Company”), registered in the name of Philippine Central Depository Nominee Corporation, if applicable\*, hereby appoints \_\_\_\_\_ (as sub-proxy,\*) or in his absence, the Chairman of the meeting, as attorney and proxy, with power of substitution, to represent and vote all shares registered in his/her/its name as proxy of the undersigned stockholder, at the Annual Meeting of Stockholders of the Company on June 22, 2023 and at any of the adjournments thereof for the purpose of acting on the following matters:

1. Approval of Minutes of Previous Meeting held on June 9, 2022

\_\_\_ Yes \_\_\_ No \_\_\_ Abstain

2. Approval of 2022 Operations and Results

\_\_\_ Yes \_\_\_ No \_\_\_ Abstain

3. Ratification of all Acts of the Board of Directors, Board Committees and the Management during their term of office

\_\_\_ Yes \_\_\_ No \_\_\_ Abstain

4. Election of Directors for 2023 to 2024

\_\_\_ 4.1 Vote for all nominees listed below:

- a. Willy N. Ocier
- b. Ian Jason R Aguirre
- c. Rafael M. Alunan III (Independent)
- d. Jackson T. Ongsip
- e. Edmundo L. Tan
- f. Jerry C. Tiu (Independent)
- g. Virginia A. Yap

\_\_\_ 4.2 Withhold authority for all nominees above

\_\_\_ 4.3 Withhold authority to vote for the nominees listed below:

\_\_\_\_\_  
\_\_\_\_\_  
\_\_\_\_\_

5. Appointment of External Auditor

\_\_\_ Yes \_\_\_ No \_\_\_ Abstain

6. At their discretion, the proxies named above are authorized to vote upon such other matters as may be properly come before the meeting

\_\_\_ Yes \_\_\_ No \_\_\_ Abstain

\_\_\_\_\_  
Printed Name of Stockholder/Broker/PCD Participant

\_\_\_\_\_  
Signature of Stockholder or Name and Signature of  
Authorized Signatory of Corporate Stockholder/  
Broker/PCD Participant

\_\_\_\_\_  
Date

*This Proxy must be submitted together with the following:*

*For Individual Stockholders*

*If a representative will sign on behalf of stockholder, this proxy must be submitted together with a duly executed Special of General Power of Attorney showing the authority of the representative to sign on behalf of the individual stockholder.*

*For Corporate Stockholders*

*A duly executed Secretary's Certificate showing the authority of the representative to sign on behalf of the stockholder corporation. Enclosed is a sample Secretary's Certificate for your reference.*

*For PCD Participants/Brokers*

*A duly executed Secretary's Certificate showing the authority of the representative to sign on behalf of the PCD Participant/Broker, as well as the duly accomplished proxy or certificate of shareholdings issued by the PDTC. Enclosed is a sample Secretary's Certificate for your reference.*

THIS PROXY SHOULD BE RECEIVED BY THE CORPORATE SECRETARY AT LEAST THREE (3) BUSINESS DAYS BEFORE THE DATE SET FOR THE ANNUAL MEETING AS PROVIDED IN THE BY-LAWS.

THIS PROXY IS NOT REQUIRED TO BE NOTARIZED, AND WHEN PROPERLY EXECUTED, WILL BE VOTED IN THE MANNER AS DIRECTED HEREIN BY THE STOCKHOLDER(S). IF NO DIRECTION IS MADE, THIS PROXY WILL BE VOTED “FOR” THE ELECTION OF ALL NOMINEES AND FOR THE APPROVAL OF THE MATTERS STATED ABOVE AND FOR SUCH OTHER MATTERS AS MAY PROPERLY COME BEFORE THE MEETING IN THE MANNER DESCRIBED IN THE INFORMATION STATEMENT AND/OR AS RECOMMENDED BY MANAGEMENT OR THE BOARD OF DIRECTORS.

A STOCKHOLDER GIVING A PROXY HAS THE POWER TO REVOKE IT AT ANY TIME BEFORE THE RIGHT GRANTED IS EXERCISED. A PROXY IS ALSO CONSIDERED REVOKED IF THE STOCKHOLDER ATTENDS THE MEETING IN PERSON AND EXPRESSED HIS INTENTION TO VOTE IN PERSON.

THIS PROXY FORM SHALL BE VALID FOR FIVE (5) YEARS FROM DATE HEREOF.

\* *For PCD Participants/Brokers*



### SECRETARY'S CERTIFICATE

I, \_\_\_\_\_, \_\_\_\_\_ citizen, of legal age and with office address at \_\_\_\_\_, do hereby certify that:

1. I am the duly appointed Corporate Secretary of \_\_\_\_\_ (the "Corporation"), a corporation duly organized and existing under and by virtue of the laws of the Republic of the Philippines, with office address at \_\_\_\_\_.

2. Based on the records, during the lawfully convened meeting of the Board of Directors of the Corporation held on \_\_\_\_\_, the following resolutions were passed and approved:

"RESOLVED, That \_\_\_\_\_, \_\_\_\_\_ be authorized and appointed, as he is hereby authorized and appointed, as the Corporation's Proxy (the "Proxy") to attend all meetings of the stockholders of APC Group, Inc. (APC) whether the meeting is regular or special, or at any meeting postponed or adjourned therefrom, with full authority to vote the shares of stock of the Corporation held in APC and to act upon all matters and resolution that may come before or presented during meetings, or any adjournments thereof, in the name, place and stead of the Corporation.

"RESOLVED, FINALLY, That APC be furnished with a certified copy of this resolution and APC may rely on the continuing validity of this resolution until receipt of written notice of its revocation."

3. The foregoing resolutions have not been modified, amended or revoked in accordance with the records of the Corporation presently in my custody.

IN WITNESS WHEREOF, I have signed this instrument in \_\_\_\_\_ on \_\_\_\_\_.

\_\_\_\_\_  
Printed Name and Signature of the  
Corporate Secretary

SUBSCRIBED AND SWORN TO BEFORE ME on \_\_\_\_\_ in \_\_\_\_\_.  
Affiant exhibited to me his Competent Evidence of Identity by way of \_\_\_\_\_ issued on \_\_\_\_\_ at \_\_\_\_\_.

Doc. No. \_\_\_\_\_;  
Page No. \_\_\_\_\_;  
Book No. \_\_\_\_\_;  
Series of \_\_\_\_\_.

## Nominees for Election as Members of the Board of Directors For 2023-2024

|  | EXPERIENCE / EDUCATION   |
|--|--|
| <b>WILLY N. OCIER</b><br><br>         | <p><b>Mr. Ocier</b>, 66, Filipino, is the Chairman of the Board and Director of the Company. He is an Executive Director and Chairman of Belle Corporation. He is also the Chairman and Director of Premium Leisure Corp., Pacific Online Systems Corporation, Total Gaming and Technologies, Inc. and PremiumLeisure and Amusement, Inc. and Vice Chairman of Highlands Prime, Inc. He is the Chairman and Director of Tagaytay Midlands Golf Club, Inc., and one of the Directors of Tagaytay Highlands International Golf Club, Inc. and The Country Club at the Tagaytay Highlands, Inc. Mr. Ocier is also the Chairman, President, and Chief Executive Officer of Philippine Global Communications, Inc., He is a Director of Leisure and Resorts World Corporation. He also sits as a Director to the following unaffiliated corporations, IVantage Equities, Philequity Management, Inc., Abacore Capital Holdings, Inc. and Toyota Corporation Batangas. He was formerly President and Chief Operating Officer of Eastern Securities Development Corporation.</p> <p>Mr. Ocier graduated from Ateneo de Manila University with a Bachelor of Arts degree in Economics. In recognition of Mr. Ocier's corporate leadership and role in providing employment opportunities to Filipinos, the University of Batangas conferred him a degree in Doctor of Humanities, honoris causa.</p> |
| <b>IAN JASON R. AGUIRRE</b><br><br> | <p><b>Mr. Aguirre</b>, 48, Filipino, was elected as a Director, and appointed as the President and Chief Executive Officer of the Company effective November 5, 2021. Mr. Aguirre is concurrently a Vice President of SM Investments Corporation ("SMIC"), Investment Portfolio and Vice President and Chief Finance Officer of Philippine Geothermal Production Company, Inc. He has worked in various management positions over a 20-year career that included local and international experience in corporate finance, strategic planning, operations and business development. His last stint prior to joining SMIC was as a Director for CEMEX Asia Pte. Ltd.</p> <p>Mr. Aguirre holds a Bachelor of Science degree in Industrial Engineering from the University of the Philippines and a Master's degree in Business Management from the Asian Institute of Management.</p>   |



**RAFAEL M. ALUNAN III**

**Mr. Rafael M. Alunan III**, 74, Filipino, is an Independent Director of the Company who was elected on August 10, 2020. He also sits as an independent director with the position of Vice-Chairman of Pepsi Cola Products (Philippines), Inc.; and chairs the Audit Committees of both companies. He was recently elected as President of the Philippine Taekwondo Association. Mr Alunan is the immediate past Chairman of the Philippine Council for Foreign Relations (PCFR) and the Harvard Kennedy School Alumni Association of the Philippines Inc. (HKSAAPI). He is the President-elect of the Rotary Club of Manila for RY2023-2024. He also sits on the board of the Spirit of EDSA Foundation; founded One Philippines Party List; and serves as Senior Adviser of Kaltimex Energy Phils.

Mr. Alunan is an Eminent Fellow of the Development Academy of the Philippines (DAP); and Fellow of the Institute of Corporate Directors (ICD) and Institute for Solidarity in Asia (ISA). He co-authored the book entitled “Silver Linings”; and produced the documentary entitled “Tagaligtas”; and is a member of the Maritime League; the Fraternal Order of Eagles of the Philippines; and Zeta Phi Omega fraternity. He holds the rank of Colonel in the Armed Forces of the Philippines, and commanded the 131st Infantry Division (Standby Reserve) and the 9th Infantry Division (Ready Reserve) of the Philippine Army. He is an adopted member of Philippine Military Academy Marangal Class of 1974, PCSpecial Action Force, Special Forces Regiment (Airborne) and First Scout Ranger Regiment.

Mr. Alunan obtained his double degree in Business Administration and History-Political Science from De La Salle University; attended Ateneo de Manila University’s Master in Business Administration-Senior Executive Program; earned a Master’s degree in Public Administration and a certificate in Executive Education from Harvard Kennedy School of Government; and graduated from the Philippine Army’s Command and General Staff College Operations Course.

Mr. Alunan served in the Cabinets of Presidents Corazon C. Aquino and Fidel V. Ramos as Secretary of Tourism and Secretary of the Interior and Local Government, respectively.

**JACKSON T. ONGSIP**

**Mr. Ongsip**, 49, Filipino, is a Non-Executive Director of APC Group. He is also the President and Chief Executive Officer of Belle Corporation and Pacific Online Systems Corporation, and Vice President for Portfolio Investments of SM Investments Corporation. Mr. Ongsip is a Certified Public Accountant with an extensive audit and finance background accumulated from 5 years in external audit with SyCip, Gorres, Velayo & Co., 11 years with Globe Telecom and 10 years now with the SM Group.

Mr. Ongsip graduated from the University of Santo Tomas with a Bachelor of Science in Accountancy.



**EDMUNDO L. TAN**

**Atty. Tan**, 77, Filipino, is a Director of APC Group, Inc. from 2000 up to the present and as Corporate Secretary from 2000 until 2016. He serves as Director of Philippine Global Communications, Inc. from 2000 up to the present and as Corporate Secretary from 2000 until 2010. He is a director of Aragorn Power and Energy Corporation from 2005 up to the present and as Corporate Secretary from 2005 up to 2012. He is currently a Director of PRC MAGMA Resources, Inc. (2010 up to the present). He is a director of OLC Holdings, Inc. from July 2012 up to the present. He was elected as director of Sagittarius Mines, Inc. in March 2016. On 12 December 2019 he was elected Director of Concrete Aggregates Corporation. He serves as Corporate Secretary of BDO Unibank, Inc. from July 2007 up to the present and BDO Private Bank from February 2012 up to the present. He was formerly a Director of BDO Leasing & Finance, Inc. and now serves as Adviser of the Board.

He was a co-founder and was elected President of Philippine Dispute Resolution Center, Inc. (PDRCI) in July 2017.

Atty. Tan is the Managing Partner of Tan, Acut Lopez & Pison Law Offices (1993 up to present). He was formerly Senior Partner in Ponce Enrile Cayetano Reyes & Manalastas Law Offices, a Partner in Angara Abello Concepcion, Regala & Cruz Law Offices, and an Associate in Cruz Villarin Ongkiko Academia & Durian Law Offices.

Atty. Tan finished his Bachelor of Arts, Magna Cum Laude in De La Salle College, Bacolod and finished his Bachelor of Laws in University of the Philippines, Diliman. He was admitted to the Bar in 1974.

| EXPERIENCE / EDUCATION  |  |
|---|--|
| <b>JERRY C. TIU</b><br>    | <p><b>Mr. Tiu</b>, 66, Filipino, is an Independent Director of the Company and Premium Leisure Corp. He is Director and the President of Tagaytay Highlands Community Condominium Association, Inc., Tagaytay Midlands Community Homeowners' Association, Inc., and Greenlands Community Homeowners' Association, Inc. He is also the President of the following companies: Tagaytay Highlands International Golf Club, Inc., The Country Club at Tagaytay Highlands, Inc., Tagaytay Midlands Golf Club, Inc., and The Spa &amp; Lodge at Tagaytay Highlands, Inc. He is a former Director of the Manila Polo Club and Pacific Online Systems Corporation.</p> <p>Mr. Tiu holds a Bachelor of Science degree in Commerce (Major in Marketing) from the University of British Columbia.</p> |
| <b>VIRGINIA A. YAP</b><br> | <p><b>Ms. Yap</b>, 71, Filipino, is a Director of the Company. Ms. Yap holds key positions in SM Investments Corporation as a Senior Vice President – Office of the Chairman Emeritus and Securities Department. She is also a Non-Executive Director of Belle Corporation, and a member of its Executive Committee.</p> <p>She holds a Bachelor of Science in Commerce (Major in Accounting) degree from the University of Mindanao.</p>  |

**SECURITIES AND EXCHANGE COMMISSION  
SEC FORM 20-IS**

**Information Statement Pursuant to Section 20 of the Securities Regulation Code**

1. Check the appropriate box:  
☐ Preliminary Information Statement  
☒ Definitive Information Statement
2. Name of Registrant as specified in its charter: **APC GROUP, INC.**
3. Province, country or other jurisdiction of incorporation: **Philippines**
4. SEC Identification Number: **AS93008127**
5. BIR Tax Identification Number: **002-834-075**
6. Address of principal office: **G/F MyTown New York Bldg., Gen. E. Jacinto St. corner Capas St., Brgy. Guadalupe Nuevo, Makati City, 1212**
7. Registrant's telephone number, including area code: **(632) 8662-8888**
8. Date, time and place of the meeting of security holders:  
  
**Date: June 22, 2023, Thursday**  
**Time: 11:00 AM**  
**Venue: Videoconferencing via Zoom Webinar**

Approximate date on which the Information Statement is first to be sent or given to security holders: **May 22, 2023**

9. Securities registered pursuant to Sections 8 and 12 of the Code or Sections 4 and 8 of the SRC

| Title of Each Class | Number of Shares of Common Stock<br>Outstanding and Amount of Debt Outstanding |
|---------------------|--|
| Common Stock        | <b>7,504,203,997 shares (as of April 30, 2023)</b>                             |

10. Are any or all of these securities listed on a stock exchange?

Yes ( ☒ )      No ( ☐ )

If yes, disclose the name of such Stock Exchange and the class of securities listed therein:  
**Philippine Stock Exchange**

**Class of Shares Listed: Common Shares**

**WE ARE NOT ASKING YOU FOR A PROXY AND YOU ARE  
REQUESTED NOT TO SEND US A PROXY.**

## **A. GENERAL INFORMATION**

### **Item 1. Date, time and place of meeting of security holders.**

- (a) Date: **June 22, 2023, Thursday**  
Time: **11:00 AM**  
Place: **Videoconferencing via Zoom Webinar**
- (b) The approximate date on which the Information Statement is first to be sent or given to security holders is on May 22, 2023.
- (c) The complete mailing address of the principal office of **APC Group, Inc.** (“the Company”) is: **G/F MyTown New York Bldg., Gen. E. Jacinto St. corner Capas St., Brgy. Guadalupe Nuevo, Makati City 1212 Philippines**

### **Item 2. Dissenters’ Right of Appraisal**

The matters to be voted upon in the Annual Stockholders’ Meeting on June 22, 2023 are not among the instances enumerated in Sections 41 and 80 of the Revised Corporation Code (“Revised Code”) whereby the right of any stockholder to dissent and demand payment of the fair value of his shares may be exercised. The instances where the right of appraisal may be exercised are as follows:

1. In case any amendment to the Articles of Incorporation has the effect of changing or restricting the rights of any stockholders or class of shares, or of authorizing preferences to any respect superior to those outstanding shares of any class, or of extending or shortening the term of corporate existence;
2. In case of sale, lease, exchange, transfer, mortgage, pledge or other dispositions of all or substantially all of the corporate property and assets as provided in the Revised Code;
3. In case of the investment of the corporate funds in another corporation or business or for any purpose other than its primary purpose; and
4. In case of merger or consolidation.

In case the right of appraisal will be exercised, Section 82 of the Revised Corporation Code provides for the appropriate procedure, viz:

The appraisal right may be exercised by any stockholder who shall have voted against the proposed corporate action, by making a written demand on the Company within thirty (30) days after the date on which the vote was taken for payment of the fair value of his shares: Provided, that failure to make the demand within such period shall be deemed a waiver of the appraisal right. If the proposed corporate action is implemented or affected, the Company shall pay to such stockholder, upon surrender of the certificate(s) of stock representing his shares, the fair value thereof as of the day prior to the date on which the vote was taken, excluding any appreciation or depreciation in anticipation of such corporate action.

If within a period of sixty (60) days from the date the corporate action was approved by the stockholders, the withdrawing stockholder and the Company cannot agree on the fair value of the shares, it shall be determined and appraised by three (3) disinterested persons, one of whom shall be named by the stockholder, another by the Company and the third by the two thus chosen. The findings of the majority of the appraisers shall be final, and their award shall be paid by the Company within thirty (30) days after such award is made: Provided, that no payment shall be made to any dissenting stockholder unless the Company has unrestricted retained earnings in its books to cover such payment: and Provided, further, that upon payment by the Company of the agreed or awarded price, the stockholder shall forthwith transfer his shares to the Company.

### **Item 3. Interest of Certain Persons in or Opposition to Matters to be Acted Upon**

- (a) No person who has been a director or officer or a nominee for election as director of the Company or associate of such persons, has a substantial interest, direct or indirect, in any matter to be acted upon other than the election of directors for the year 2023-2024.

- (b) The Company is not aware of any director or security holder who intends to oppose any action to be taken by the Registrant during the stockholders' meeting.

## **B. CONTROL AND COMPENSATION INFORMATION**

### **Item 4. Voting Securities and Principal Holders Thereof**

- (a) Voting Securities

As of April 30, 2023, the Registrant has **7,504,203,997** common shares outstanding and each share is entitled to one vote. As of April 30, 2023, out of the outstanding capital stock of the Company, 541,413,564 common shares or **7.21%** is owned by foreigners.

- (b) Record Date

The Record Date with respect to the determination of the stockholders entitled to notice of and vote at the Annual Stockholders' Meeting is May 30, 2023.

- (c) Voting Rights

At every meeting of the stockholders, each stockholder shall be entitled to vote in person or by proxy and, unless otherwise provided by law, he shall have one vote for each share of stock entitled to vote and recorded in his name in the books of the Corporation. At all meetings of the stockholders, all elections and all questions shall be decided by the plurality of vote of stockholders present in person or by proxy and entitled to vote thereat, a quorum being present, except in cases where other provision is made by statute. Unless required by law, or demanded by a stockholder present in person or by proxy at any meeting, and entitled to vote thereat, the vote on any question need not be by ballot. On a vote by ballot, each ballot shall be signed by the stockholder voting, or in his name by proxy if there be such proxy, and shall state the number of shares voted by him.

With respect to the election of directors of seven (7) directors, each stockholder may vote such number of shares for as many as seven (7) persons he may choose to be elected from the list of nominees, or he may cumulate said shares and give one candidate as many votes as the number of his shares multiplied by seven (7) shall equal, or he may distribute them on the same principle among as many candidates as he shall see fit, provided that the total number of votes cast by him shall not exceed the number of shares owned by him multiplied by seven (7).

In light of the community quarantine imposed over various areas of the country and to ensure the safety and welfare of stockholders and everyone involved, this year's Annual Stockholders' Meeting will be conducted virtually, and will be broadcasted via livestreaming accessible to registered stockholders, the details of which can be found in <http://apcaragorn.net/index.php/investor-relations/programs>. The Company will record in video the proceedings and maintain a copy with the office of the Corporate Secretary.

Stockholders as of Record Date must inform the Corporate Secretary of their intention to participate in the meeting via remote communication and to vote *in absentia* by registering at [apc\\_governance@bellec corp.com](mailto:apc_governance@bellec corp.com) on or before June 19, 2023 (Monday), subject to the verification

and validation by the Corporate Secretary. Stockholders who will participate through remote communication or *in absentia* shall be deemed present for purposes of quorum for the meeting.

The Board of Directors adopted a resolution allowing stockholders to participate, and to exercise their right to vote, via remote communication or *in absentia*. Voting will be made through a secure online voting facility accessible only to verified stockholders to protect the integrity and secrecy of votes cast.

The detailed guidelines for participation and voting for this meeting are set forth in the “Guidelines for Participation via Remote Communication and Voting in Absentia” appended to this Information Statement (see attached **Schedule “A”**).

(d) Security ownership of certain record and beneficial owners and management.

1. Security Ownership of Certain Record and Beneficial Owners

The persons or groups identified in the table below are known to the Company as directly or indirectly the record or beneficial owners of more than five percent (5%) of the Company’s voting securities as of April 30, 2023:

| <b>Title of Class</b> | <b>Name and Address of Record Owner and Relationship with Issuer</b>  | <b>Name of Beneficial Owner and Relationship with Record Owner</b> | <b>Citizen-ship</b> | <b>No. of Shares Held</b> | <b>% Held</b> |
|-----------------------|---|--|---------------------|---------------------------|---------------|
| Common                | PCD Nominee Corp.<br>(Filipino)<br><br>G/F Makati Stock Exchange,<br>6767 Ayala Avenue,<br>Makati City                  | Belle Corporation <sup>2</sup>                                     | Filipino            | 3,500,000,000             | 46.64         |
| Common                | PCD Nominee Corp. <sup>1</sup><br>(Filipino)<br><br>G/F Makati Stock Exchange,<br>6767 Ayala Avenue,<br>Makati City     | Various <sup>3</sup>   | Filipino            | 1,899,645,601             | 25.31         |
| Common                | PCD Nominee Corp. <sup>1</sup><br>(Non-Filipino)<br><br>G/F Makati Stock Exchange,<br>6767 Ayala Avenue,<br>Makati City | Various <sup>3</sup>   | Non-Filipino        | 425,313,564               | 5.67          |

<sup>1</sup> PCD Nominee Corporation (“PCDNC”) is a wholly-owned subsidiary of Philippine Central Depository, Inc. (“PCD”). The beneficial owners of such shares registered under the name of PCDNC are PCD’s participants who hold the shares in their own behalf or in behalf of their clients. The PCD is prohibited from voting these shares; instead the

participants have the power to decide how the PCD shares in APC Group, Inc. are to be voted.

<sup>2</sup> Belle Corporation (“Belle”) is an affiliate of APC Group Inc. The shares held by Belle Corporation are currently lodged under BDO Securities Corporation, which is a stock brokerage firm as well as a trading participant in the Philippine Depository and Trust Corporation. Belle shares shall be voted or disposed of by the persons who shall be duly authorized by Belle for the purpose. The natural person/s that has/have the power to vote on the shares of Belle shall be determined upon the submission of its proxy form to the Company, which is not later than three (3) business days before the date of the meeting.

<sup>3</sup> The Company is not aware of other single participant who has beneficial ownership of more than 5% of the Company’s shares other than as stated above.

## 2. Security Ownership of Management

The following table shows the shareholdings beneficially held by the directors and officers of the Company as of April 30, 2023:

| Title<br>Class | Name of Beneficial<br>Owner  | Citizen<br>-<br>ship | Amount and nature of<br>beneficial ownership | Class of<br>Securities | Total  |           |      |
|----------------|------------------------------|----------------------|--|------------------------|--------|-----------|------|
|                |                              |                      |  |                        | No.    | %         |      |
| Common         | Willy N. Ocier               | Filipino             | 2,207,001                                    | Direct /<br>Indirect   | Voting | 2,207,001 | 0.03 |
| Common         | Jackson T. Ongsip            | Filipino             | 1  | Direct                 | Voting | 1         | -    |
| Common         | Rafael M. Alunan III         | Filipino             | 1  | Direct                 | Voting | 1         | -    |
| Common         | Ian Jason R. Aguirre         | Filipino             | 1  | Direct                 | Voting | 1         | -    |
| Common         | Edmundo L. Tan               | Filipino             | 234,701                                      | Direct /<br>Indirect   | Voting | 234,701   | 0.00 |
| Common         | Jerry C. Tiu                 | Filipino             | 487,001                                      | Direct /<br>Indirect   | Voting | 487,001   | 0.01 |
| Common         | Virginia A. Yap              | Filipino             | 10,001                                       | Direct                 | Voting | 10,001    | -    |
| Common         | Richard Anthony D. Alcazar   | Filipino             | -  | n/a                    | n/a    | -         | -    |
| Common         | Nicole Bernadette M. Dulay   | Filipino             | -  | n/a                    | n/a    | -         | -    |
| Common         | Anna Josefina G. Esteban     | Filipino             | -  | n/a                    | n/a    | -         | -    |
| Common         | Marie Joy T. Co              | Filipino             | -  | n/a                    | n/a    | -         | -    |
| Common         | Michelle Angeli T. Hernandez | Filipino             | -  | n/a                    | n/a    | -         | -    |
|                |                              |                      | 2,938,707                                    |                        |        | 2,938,707 | 0.04 |

## 3. Voting Trust Holders of 5% or More

The Company is not aware of any party which holds any voting trust or any similar agreement for 5% or more of APC Group Inc.’s voting securities.

## 4. Changes in Control

There is no arrangement which may result in a change in control of APC.

## Item 5. Directors and Executive Officers of the Registrant

The names and ages of all incumbent Directors, elected on June 9, 2022 during the Annual Stockholders’ Meeting and who are to serve a term of one (1) year until their successor shall have been elected and qualified, and the Executive Officers are:

| Name           | Age/yrs | Date First Elected   | Position | Nationality |
|----------------|---------|----------------------|----------|-------------|
| Willy N. Ocier | 66      | Year 1999 to present | Chairman | Filipino    |



|                              |    |  |   |          |
|------------------------------|----|--|---|----------|
| Jackson T. Ongsip            | 49 | August 13, 2015 to November 5, 2021<br><br>November 5, 2021 to present | Executive Director / President / CEO<br><br>Non-Executive Director                    | Filipino |
| Edmundo L. Tan               | 77 | Year 2000 to present   | Director  | Filipino |
| Ian Jason R. Aguirre         | 49 | August 13, 2015 to November 5, 2021<br><br>November 5, 2021 to present | EVP-CFO/Compliance Officer/CRO/Treasurer<br><br>President, CEO and Executive Director | Filipino |
| Virginia A. Yap              | 71 | June 6, 2012 to present  | Director  | Filipino |
| Rafael M. Alunan III         | 74 | August 10, 2020 to present   | Independent Director (Lead)   | Filipino |
| Richard Anthony D. Alcazar   | 52 | May 31, 2017 to present  | Corporate Secretary   | Filipino |
| Nicole Bernadette M. Dulay   | 31 | July 22, 2021 to present   | Assistant Corporate Secretary   | Filipino |
| Marie Joy T. Co              | 41 | November 6, 2021 to present  | Treasurer and Compliance Officer  | Filipino |
| Michelle Angeli T. Hernandez | 51 | July 22, 2021 to present   | Chief Risk Officer  | Filipino |
| Anna Josefina G. Esteban     | 55 | July 1, 2019 to present  | Chief Audit Executive   | Filipino |

The Company's Board of Directors is vested, by the by-laws of the Company, over-all responsibility for the management of the Company's business. The Board of Directors elects the executive officers of the Company.

The Company amended its Amended By-Laws by adding Section 13 of Article IV providing rules and regulation for the nomination and election of independent directors and which amendment was approved by the SEC on November 28, 2006.

The composition of the Board of Directors and the incumbent executive officers of the Company are as follows:

**Willy N. Ocier**

Chairman of the Board

Non-Executive Director

Date of First Election: Year 1999

Chairman, Executive Committee and Compensation and Remuneration Committee

Mr. Ocier, Filipino, 66, is the Chairman of the Board and Director of the Company. He is an Executive Director and Chairman of Belle Corporation. He is also the Chairman and Director of Premium Leisure Corp., Pacific Online Systems Corporation, Total Gaming and Technologies, Inc. and PremiumLeisure and Amusement, Inc. and Vice Chairman of Highlands Prime, Inc. He is the Chairman and Director of Tagaytay Midlands Golf Club, Inc., and one of the Directors of Tagaytay Highlands International Golf Club, Inc. and The Country Club at the Tagaytay Highlands, Inc. Mr. Ocier is also the Chairman, President, and Chief Executive Officer of Philippine Global Communications, Inc., He is a Director of Leisure and Resorts World Corporation. He also sits as a Director to the following unaffiliated corporations, IVantage

Equities, Philequity Management, Inc., Abacore Capital Holdings, Inc. and Toyota Corporation Batangas. He was formerly President and Chief Operating Officer of Eastern Securities Development Corporation.

Mr. Ocier graduated from Ateneo de Manila University with a Bachelor of Arts degree in Economics. In recognition of Mr. Ocier's corporate leadership and role in providing employment opportunities to Filipinos, the University of Batangas conferred him a degree in Doctor of Humanities, honoris causa.

**Ian Jason R. Aguirre**

Executive Director

President and Chief Executive Officer

Date of First Election: November 2021

Member, Executive Committee

Mr. Aguirre, 48, Filipino, was elected as a Director, and appointed as the President and Chief Executive Officer of the Company effective November 5, 2021. Mr. Aguirre is concurrently a Vice President of SM Investments Corporation ("SMIC"), Investment Portfolio and Vice President and Chief Finance Officer of Philippine Geothermal Production Company, Inc. He has worked in various management positions over a 20-year career that included local and international experience in corporate finance, strategic planning, operations and business development. His last stint prior to joining SMIC was as a Director for CEMEX Asia Pte. Ltd.

Mr. Aguirre holds a Bachelor of Science degree in Industrial Engineering from the University of the Philippines and a Master's degree in Business Management from the Asian Institute of Management.

**Jackson T. Ongsip**

Non- Executive Director starting November 5, 2021

Executive Director, President and Chief Executive Officer until November 5, 2021

Date of First Election: August 2015

Chairman: Risk Oversight Committee

Member, Audit Committee, Corporate Governance Committee and Related Party Transactions Committee

Mr. Ongsip, Filipino, 49, is a Non-Executive Director of APC Group. He is also the President and Chief Executive Officer of Belle Corporation and Pacific Online Systems Corporation, and Vice President for Portfolio Investments of SM Investments Corporation. Mr. Ongsip is a Certified Public Accountant with an extensive audit and finance background accumulated from 5 years in external audit with SyCip, Gorres, Velayo & Co., 11 years with Globe Telecom and 10 years now with the SM Group. He graduated from the University of Santo Tomas with a Bachelor of Science in Accountancy.

**Edmundo L. Tan**

Non-Executive Director

Date of First Election: Year 2000

Member, Compensation and Remuneration Committee

Atty. Tan, 77, Filipino, is a Director of the Company from 2000 up to the present and as Corporate Secretary from 2000 until 2016. He serves as Director of Philippine Global Communications, Inc. from 2000 up to the present and as Corporate Secretary from 2000 until 2010. He is a director of Aragon Power and Energy Corporation from 2005 up to the present and as Corporate Secretary from 2005 up to 2012. He is currently a Director of PRC MAGMA Resources, Inc. (2010 up to the present). He is a director of OLC Holdings, Inc. from July 2012 up to the present. He was elected as director of Sagittarius Mines, Inc. in March 2016. On 12 December 2019 he was elected Director of Concrete Aggregates Corporation. He serves as Corporate Secretary of BDO Unibank, Inc. from July 2007 up to the present and BDO Private Bank from February 2012 up to the present. He was formerly a Director of BDO Leasing & Finance, Inc. and now serves as Adviser of the Board.

He was a co-founder and was elected President of Philippine Dispute Resolution Center, Inc. (PDRCI) in July 2017.

Atty. Tan is the Managing Partner of Tan, Acut Lopez & Pison Law Offices (1993 up to present). He was formerly Senior Partner in Ponce Enrile Cayetano Reyes & Manalastas Law Offices, a Partner in Angara Abello Concepcion, Regala & Cruz Law Offices, and an Associate in Cruz Villarin Ongkiko Academia & Durian Law Offices.

Atty. Tan finished his Bachelor of Arts, Magna Cum Laude in De La Salle College, Bacolod and finished his Bachelor of Laws in University of the Philippines, Diliman. He was admitted to the Bar in 1974.

**Virginia A. Yap**

Non-Executive Director

Date of First Election: June 2012

Member, Executive Committee, and Compensation and Remuneration Committee

Ms. Yap, 71, Filipino, is a Director of APC Group, Inc. Ms. Yap holds key positions in SM Investments Corporation as a Senior Vice President – Office of the Chairman Emeritus and Securities Department. She is also a Director of Belle Corporation, and a member of its Executive Committee.

She holds a Bachelor of Science in Commerce (Major in Accounting) degree from the University of Mindanao.

**Rafael M. Alunan III** Lead Independent Director Non-Executive Director

Date of First Election: August 2020 Chairman, Audit Committee

Member, Corporate Governance, Risk Oversight Committee, and Related Party Transactions Committee

Mr. Alunan, 74, Filipino, is an Independent Director of the Company who was elected on August 10, 2020. He also sits as an independent director with the position of Vice-Chairman of Pepsi Cola Products (Philippines), Inc.; and chairs the Audit Committees of both companies. He was recently elected as President of the Philippine Taekwondo Association. Mr Alunan is the immediate past Chairman of the Philippine Council for Foreign Relations (PCFR) and the Harvard Kennedy School Alumni Association of the Philippines Inc. (HKSAAPI). He is the President-elect of the Rotary Club of Manila for RY2023-2024. He also sits on the board of the Spirit of EDSA Foundation; founded One Philippines Party List; and serves as Senior Adviser of Kaltimex Energy Phils.

Mr. Alunan is an Eminent Fellow of the Development Academy of the Philippines (DAP); and Fellow of the Institute of Corporate Directors (ICD) and Institute for Solidarity in Asia (ISA). He co-authored the book entitled “Silver Linings”; and produced the documentary entitled “Tagaligtas”; and is a member of the Maritime League; the Fraternal Order of Eagles of the Philippines; and Zeta Phi Omega fraternity. He holds the rank of Colonel in the Armed Forces of the Philippines, and commanded the 131st Infantry Division (Standby Reserve) and the 9th Infantry Division (Ready Reserve) of the Philippine Army. He is an adopted member of Philippine Military Academy Marangal Class of 1974, PCSpecial Action Force, Special Forces Regiment (Airborne) and First Scout Ranger Regiment.

Mr. Alunan obtained his double degree in Business Administration and History-Political Science from De La Salle University; attended Ateneo de Manila University’s Master in Business Administration-Senior Executive Program; earned a Master’s degree in Public Administration and a certificate in Executive Education from Harvard Kennedy School of Government; and graduated from the Philippine Army’s Command and General Staff College Operations Course.

Mr. Alunan served in the Cabinets of Presidents Corazon C. Aquino and Fidel V. Ramos as Secretary of Tourism and Secretary of the Interior and Local Government, respectively.

**Jerry C. Tiu**

Independent Director

Date of First Election: July 22, 2021

Chairman: Corporate Governance Committee and Related Party Transactions Committee

Member: Audit Committee, Risk Oversight Committee

Mr. Tiu, 65, Filipino, is an independent director of APC Group, Inc. He is likewise an independent director of Premium Leisure Corp. He is a director and the President of Tagaytay Highlands Community Condominium Association, Inc., Tagaytay Midlands Community Homeowners' Association, Inc., and Greenlands Community Homeowners' Association, Inc. He is also the President of the following companies: Tagaytay Highlands International Golf Club, Inc., The Country Club at Tagaytay Highlands, Inc., Tagaytay Midlands Golf Club, Inc., and The Spa & Lodge at Tagaytay Highlands, Inc. He is a former Director of the Manila Polo Club.

Mr. Tiu holds a Bachelor of Science degree in Commerce (Major in Marketing) from the University of British Columbia.

**EXECUTIVE OFFICERS:****Ian Jason R. Aguirre**

Please refer to Mr. Aguirre's profile under "Board of Directors".

**Richard Anthony D. Alcazar**

Atty. Alcazar, 51, is also the Corporate Secretary of the Company. He is likewise the Corporate Secretary of Philippine Global Communications, Inc. since June 22, 2010. He was appointed Corporate Secretary of BDO Leasing & Finance Inc. in 2009. He is a partner in Tan Acut Lopez & Pison Law Offices and his practice is primarily devoted to the fields of corporation law and taxation. He was formerly a Director in the Tax Division of Sycip Gorres Velayo & Co. where he worked as a tax practitioner from November 1994 to December 2002.

Atty. Alcazar graduated with a Bachelor of Science degree in Business Economics from the University of the Philippines School of Economics and a Bachelor of Laws degree from the University of the Philippines College of Law. He also holds a Master of Arts degree in International Development from the International University of Japan with Public Finance as field of concentration. He is a member of the Integrated Bar of the Philippines and the Tax Management Association of the Philippines.

**Nicole Bernadette M. Dulay**

Atty. Dulay, 31, Filipino, is the Assistant Corporate Secretary of the Company. She was admitted to the Bar in 2020, Philippines. She graduated from the University of the Philippines-Manila with a Bachelor of Arts degree in Behavioral Sciences, and a Bachelor of Laws degree from the University of Asia and the Pacific. She is a member of the Integrated Bar of the Philippines. She is a Trained Arbitrator being a member of the Philippine Dispute Resolution Center, Inc.

**Marie Joy T. Co**

Ms. Co, 41, Filipino, is concurrently the Accounting Manager for the Philippine Geothermal Production Company. She was an Analyst for Shell Shared Services Philippines from 2004 to 2006, and Auditor for KPMG – Laya Mananghaya from 2003 to 2004. Ms. Co is a graduate of Bachelor of Science in Accountancy from De La Salle University, and a Certified Public Accountant.

### **Anna Josefina G. Esteban**

Ms. Esteban, 55, Filipino, is the Chief Audit Executive of the following publicly listed companies: (i) Belle Corporation; (ii) Premium Leisure Corp; (iii) Pacific Online Systems Corporation; and (iv) APC Group, Inc. Prior to joining the Belle Group, she served as Treasurer and Chief Finance Officer of Miriam (formerly Maryknoll) College Foundation, Inc. and worked at the Asian Development Bank for 18 years as Senior Officer at the Office of the Treasurer, Office of the Auditor General and Operations Evaluation Office. Earlier on, she was the Head of the Finance Systems and Audit Unit of Magnolia Nestle Corporation (a joint venture of San Miguel Corporation and Nestle S.A.). She was an auditor and management consultant at Carlos J. Valdes & Co. and was an accounting/finance professor at the College of St. Benilde and the Graduate School of Business of De La Salle University (DLSU). Ms. Esteban is a Certified Public Accountant, Certified Information Systems Auditor and Certified Data Privacy Auditor. She earned her Bachelor of Science degree in Accounting at the College of the Holy Spirit, Manila and her Master in Business Administration (with distinction) at DLSU.

### **Michelle Angeli T. Hernandez**

Ms. Hernandez, 51, Filipino, is the Chief Risk Officer of the Company. She is the Compliance Officer, Chief Risk Officer and Vice President for Governance of Belle Corporation, Compliance Officer and Chief Risk Officer of Premium Leisure Corp. and Compliance Officer of Pacific Online Systems Corporation. She is mainly responsible for developing, implementing and managing various strategies, processes and policies related to Corporate Governance, Enterprise Risk Management and Corporate Affairs for the Company and its subsidiaries. She has a bachelor's degree in Tourism (Cum Laude) from the University of Sto. Tomas.

### **Independent Directors**

Mr. Rafael M. Alunan III and Mr. Jerry C. Tiu were elected as Independent Directors during June 9, 2022 Annual Stockholders' Meeting to comply with the requirements set forth in Section 38 of the Securities Regulation Code.

Currently, no independent director has exceeded the cumulative term of nine (9) years per SEC Memorandum Circular No. 4, Series of 2017.

The nomination, pre-screening and election of independent directors were made in compliance with the requirements of the Code of Corporate Governance and the Securities and Exchange Commission's Guidelines on the Nomination and Election of Independent Directors which have been adopted and made part of the Company's By-Laws.

The Corporate Governance Committee constituted by the Company's Board of Directors, indorsed the nomination by Maritoni Z. Liwanag and Martin Israel L. Pison in favor of Mr. Rafael M. Alunan III and Mr. Jerry C. Tiu, respectively, for re-election as Independent Directors. Ms. Liwanag and Mr. Pison are not related to Mr. Alunan and Mr. Tiu, respectively.

The Corporate Governance Committee, composed of Mr. Jerry C. Tiu, Mr. Rafael M. Alunan III and Mr. Jackson T. Ongsip has determined that the nominees for Independent Director possess all the qualifications and has none of the disqualifications for independent director as set forth in the Company's Manual on Corporate Governance and Rule 38 of the Implementing Rules of the Securities Regulation Code (SRC).

**Directorships in Other Publicly Listed Companies:**

The following are directorships held by Directors and Officers in other reporting companies in the last five years:

| <b>Name of Director</b> | <b>Name of Listed Company</b>           | <b>Type of Directorship<br/>(Executive, Non-Executive, Independent);<br/>Indicate if director is also<br/>the Chairman</b> |
|-------------------------|---|--|
| Willy N. Ocier          | Belle Corporation                       | Chairman, Executive Director   |
|                         | Premium Leisure Corp.                   | Chairman, Executive Director   |
|                         | Pacific Online Systems Corporation      | Chairman, Non-Executive Director   |
|                         | Leisure & Resorts World Corp.           | Non-Executive Director   |
|                         | Vantage Equities, Inc.                  | Non-Executive Director   |
|                         | AbaCore Capital Holdings, Inc.          | Non-Executive Director   |
| Virginia A. Yap         | Belle Corporation                       | Non-Executive Director   |
| Jackson T. Ongsip       | Pacific Online Systems Corporation      | Executive Director, President and CEO  |
| Jerry C. Tiu            | Premium Leisure Corp.                   | Independent Director   |
| Rafael M. Alunan III    | Metro Global Holdings Corp.             | Independent Director   |
|                         | Pepsi Cola Products (Philippines), Inc. | Vice Chairman and Independent Director   |

**Family Relationships**

None.

**Significant employee**

There is no significant employee.

**Involvement in Certain Legal Proceedings**

As of the date of this information statement, the Company is not aware of any if the following events wherein any of its directors, nominees for election as director, executive officers, underwriter or control person were involved during the past five (5) years up to date of the Information Statement:

- Any bankruptcy petition filed by or against any business of which such person was a general partner or executive officer either at the time of the bankruptcy or within two years prior to that time.
- Any conviction by final judgment in a criminal proceeding, domestic or foreign, or being subject to a pending criminal proceeding.
- Any order, judgment or decree, not subsequently reversed, suspended or vacated, of any court of competent jurisdiction, domestic or foreign, permanently or temporarily enjoining, barring, suspending or otherwise limiting the involvement of any of the above persons in any type of business, securities, commodities or banking activities; and,
- Any finding by a domestic or foreign court of competent jurisdiction (in civil action), the SEC or comparable foreign body, or a domestic or foreign exchange or other organized trading market or self-regulatory organization, to have violated a securities or commodities law or regulation and the judgment has not been reversed, suspended or vacated.

**Parent of Registrant and Basis of Control**

Belle Corporation owns 3,500,000,000 shares of the Company's capital stock or 46.64%.

### **Certain Relationships and Related Transactions**

No director or executive officers or any member of their immediate family has, during the last two years, had a direct or indirect, material interest in a transaction or proposed transaction to which the Company was a party.

Parties are considered to be related if one party has the ability to control the other party or exercise significant influence over the other party in making financial and operating decisions. This includes: (a) individuals owning, directly or indirectly through one or more intermediaries; (b) associates; (c) individuals owning, directly or indirectly, an interest in the voting power of the Company that gives them significant influence over the Company, key management personnel, including directors and officers of the Company and close members of the family of any such individual; and (d) affiliate, which is a party that, directly or indirectly through one or more intermediaries, control, is controlled by, or is under common control with the Company. Related party transactions pertain to the availment of noninterest-bearing advances from a stockholder and other related parties.

The related party transactions are described in Note 16 (Related Party Transactions) of the Notes to the Consolidated Financial Statements.

### **Disagreement with Director**

No director has resigned nor declined to stand for re-election to the Board of Directors because of a disagreement with the Company on any matter relating to the latter's operations, policies or practices since the date of the last Annual Stockholders' Meeting.

## **Item 6. Compensation of Directors and Executive Officers**

Each director is entitled to a transportation allowance of ₱5,000 per board meeting attended to cover transportation expenses.

The aggregate compensation paid or incurred during the last two fiscal years and estimated to be paid in the ensuing fiscal year to the Chief Executive Officer and Chief Finance Officer of the Company are as follows:

### **Name and Principal Position**

1. Ian Jason R. Aguirre<sup>1</sup>  
CEO & President
2. Marie Joy T. Co<sup>1</sup>  
Treasurer and Financial Controller,  
Compliance Officer

| <b>Summary of Compensation Table</b>             | <b>Year</b>     | <b>Amount</b> |
|--|-----------------|---------------|
| CEO & Most Highly Compensated Executive Officers | 2023 (estimate) | ₱1,300,000    |
|  | 2022 (actual)   | 1,300,000     |
|  | 2021 (actual)   | 1,889,500     |
| All Other officers as a group unnamed            | 2023 (estimate) | —             |
|  | 2022 (actual)   | —             |
|  | 2021 (actual)   | —             |

<sup>1</sup>CEO and Most Highly Compensated Executive Officers

Except as provided above, there are no other officers of the Company receiving compensation.

## Compensation of Directors

| Directors                         | Gross Allowances for Board Meetings attended in 2022 (PHP) |
|-----------------------------------|--|
| Willy N. Ocier                    | 35,000.00  |
| Ian Jason R. Aguirre <sup>a</sup> | 40,000.00  |
| Jackson T. Ongsip                 | 40,000.00  |
| Edmundo L. Tan                    | 40,000.00  |
| Jerry C. Tiu <sup>d</sup>         | 40,000.00  |
| Virginia A. Yap                   | 40,000.00  |
| Rafael M. Alunan III              | 40,000.00  |

Below table shows the attendance of each Board member in the meetings conducted in 2022:

| Board of Directors         | 21-Feb-22 | 7-Apr-22 | 4-May-22 | 9-Jun-22 <sup>1</sup> | 9-Jun-22 <sup>2</sup> | 4-Aug-22 | 10-Nov-22 | 7-Dec-22 |
|----------------------------|-----------|----------|----------|-----------------------|-----------------------|----------|-----------|----------|
| Ocier, Willy               | ✓         | ✓        | ✓        | ✓                     | ✓                     | ✓        | x         | ✓        |
| Aguirre, Ian Jason R.      | ✓         | ✓        | ✓        | ✓                     | ✓                     | ✓        | ✓         | ✓        |
| Alunan, Rafael M. III (ID) | ✓         | ✓        | ✓        | ✓                     | ✓                     | ✓        | ✓         | ✓        |
| Ongsip, Jackson T.         | ✓         | ✓        | ✓        | ✓                     | ✓                     | ✓        | ✓         | ✓        |
| Tan, Emundo L.             | ✓         | ✓        | ✓        | ✓                     | ✓                     | ✓        | ✓         | x        |
| Tiu, Jerry C. (ID)         | ✓         | ✓        | ✓        | ✓                     | ✓                     | ✓        | ✓         | ✓        |
| Yap, Virginia A.           | ✓         | ✓        | ✓        | ✓                     | ✓                     | ✓        | ✓         | ✓        |

<sup>1</sup> - Annual Stockholders' Meeting

<sup>2</sup> - Board Organizational Meeting

## Employment Contracts and Termination of Employment and Change-in-Control Arrangements

There are no compensatory plans or arrangements with any executive officer/director that resulted in or will result from the resignation, retirement or termination of such executive officer/director or from change-in-control in the Company.

## Warrants and Options Outstanding

None. All outstanding options of all executive officers and directors expired in 1999.

## No Action on Compensation Plans

No action will be taken on the Registrant's Compensation Plans.

## Item 7. Independent Public Accountants

Reyes Tacandong & Co. (the "RT & Co.") will be recommended for appointment as external auditor for 2023. The recommendation to appoint a new external auditor is in line with the Company's thrust to promote good governance practices as stated in its Manual on Corporate Governance, that the external auditor or the handling partner shall be changed every five (5) years or earlier. This is also in support of the Company's efforts to rationalize expenditures and promote cost reduction measures.

- The Company's external auditors for 2022 and 2021 was RT & Co. with Ms. Belinda Fernando as the partner-in-charge.
- Representatives of RT & Co. are expected to be present at the Annual Meeting to respond to appropriate questions and will be given the opportunity to make a statement if they so desire.
- There was no event in 2022 and 2021 where RT & Co. had any disagreement with regard to any matter relating to accounting principles or practices, financial statement disclosure or auditing scope or procedure.
- In compliance with SRC Rule 68 3 (b) (iv), the assignment of RT & Co.'s engagement partner for the Company shall not exceed five (5) consecutive years.
- The aggregate fees paid by the Company for professional services rendered by the external auditor for the audit of financial statements for the years ended December 31, 2022 and 2021 are as follows:

|      |          |
|------|----------|
| 2022 | ₱220,000 |
| 2021 | 220,000  |



- f. There were no other assurance and related services by the external auditor that are reasonably related to the performance of the audit or review of the registrant's financial statements.
- g. The Audit Committee, composed of Mr. Rafael M. Alunan III (Chairman), Mr. Jerry C. Tiu and Mr. Jackson T. Ongsip, recommends to the Board of Directors the appointment of the external auditors. The Board of Directors and the stockholders approve the Audit Committee's recommendation. The Executive Committee approves the audit fees as recommended by the Management.
- h. The Audit Committee recommended the appointment of Reyes Tacandong & Co. as the Company's external auditor of fiscal year 2023 and the Board approved and endorses the appointment for stockholders' approval.

#### **Item 8. Compensation Plans**

No action is to be taken with respect to any plan pursuant to which cash or non-cash compensation may be paid or distributed.

### **C. ISSUANCE AND EXCHANGE OF SECURITIES**

#### **Item 9. Authorization or Issuance of Securities Other than for Exchange**

No action will be presented for shareholders' approval at this year's annual meeting which involves authorization or issuance of any securities.

#### **Item 10. Modification or Exchange of Securities**

No action will be presented for shareholders' approval at this year's annual meeting which involves the modification of any class of the Company's securities, or the issuance of one of Company's securities in exchange for outstanding securities of another class.

#### **Item 11. Financial and Other Matters**

The Audited Financial Statements of the Company and the Management Report, incorporating the Management's Discussion & Analysis, is attached as Annex "B".

Representatives of the external auditor, RT & Co., are expected to be present at the annual meeting, and they will have the opportunity to make a statement if they desire to do so and are expected to be available to respond to appropriate questions from the shareholders. The Company has had no material disagreement with RT & Co. on any matter of accounting principle or practices or disclosures in the Company's financial statements.

#### **Item 12. Mergers, Consolidations, Acquisitions and Similar Matters**

No action will be presented for shareholders' approval at this year's annual meeting which involves any mergers, consolidation, acquisition and other similar transactions.

#### **Item 13. Acquisition or Disposition of Property**

No action will be presented for shareholders' approval at this year's annual meeting in respect of any acquisition or disposition of property of the Company.

#### **Item 14. Restatement of Accounts**

No action will be presented for shareholders' approval at this year's annual meeting which involves the restatement of any of the Company's asset, capital or surplus account.

## D. OTHER MATTERS

### Item 15. Action with Respect to Reports

There is no action to be taken with respect to any report of the Company or of its directors, officers or committees, except for the approval of the minutes of the previous annual meeting of the Company.

At the annual meeting on June 22, 2023, shareholders will be asked to approve and ratify the following:

1. Minutes of the Annual Stockholders' Meeting (ASM) held on June 9, 2022 as appended to this Information Statement as "Annex A". The minutes of the said ASM was posted on the Company's website: <https://apcaragorn.net/index.php/component/jdownloads/send/137-minutes-of-all-general-or-special-stockholders-meetings-2022/617-draft-minutes-of-2022-annual-stockholders-meeting-posted-on-june-10-2022?Itemid=0> within 24 hours from adjournment of the meeting. This includes the following:
  - a. Voting procedure used and the tabulation for each agenda item during the June 9, 2022 and the engagement of Ms. Cristina C. Naguit as third-party validator of votes during the said meeting;
  - b. Opportunities presented to the shareholders to participate by asking questions; questions and responses have been included in the minutes of the meeting;
  - c. List of directors and officers who attended the meeting, as well as description of the stockholders who attended, verified by the Company's stock transfer agent and validated by Ms. Cristina C. Naguit.

The office of the Corporate Secretary has in its full custody the list and names of the stockholders who participated in the June 9, 2022 ASM.

2. All general acts of the Board of Directors, Board Committees and Management during their term of office, which refer to all actions, proceedings and contracts entered into, as well as resolutions made including approvals of significant related party transactions of the Board, Board Committees and Management from the June 9, 2022 ASM to the date of this meeting.

The matters for stockholders' ratification are acts of the Board, its Committees and Management for the previous year up to the date of the annual meeting which were entered into or made in the ordinary course of business such as but not limited to approval of projects, Treasury matters related to opening of accounts and transactions with banks and appointment of signatories and amendments thereof. The significant acts or transactions of which are covered by appropriate disclosures with the SEC and PSE are as follows:

| Date           | Title   |
|----------------|---|
| March 02, 2022 | 2021 Audited Financial Statement                            |
| April 07, 2022 | Notice of 2022 Annual or Special Stockholders' Meeting      |
| June 09, 2022  | Results of 2022 Annual or Special Stockholders' Meeting     |
| June 09, 2022  | Results of Organizational Meeting of the Board of Directors |

3. 2022 Operations and Results are included in the Company's Annual Report to be sent to the stockholders together with this Information Statement. Accordingly, approval of the Annual Report will constitute approval and ratification of the acts of Management stated in the Management Report during the period covered thereby.

Ms. Cristina Castro Naguit, a Certified Public Accountant, shall be present during the June 22, 2023 Annual Stockholders' Meeting for the purpose of validating and tallying the votes cast.

There are no other matters that would require approval of the stockholders.

For the period ended December 31, 2022, there were no self-dealings or related party transactions by any director which require disclosure.

There is likewise no material information on the current stockholders and their voting rights requiring disclosure.

#### **Item 16. Matters Not Required to be submitted**

No action is to be taken with respect to any matter which is not required to be submitted to a vote of security holders.

#### **Item 17. Other Proposed Actions**

Other than the matters indicated in the Notice and Agenda included in this Information Statement, there are no other actions proposed to be taken at the annual meeting.

#### **Item 18. Voting Procedures**

##### **Vote required for approval**

Matters subject to stockholder approval, except in cases where the law provides otherwise, shall be decided by the plurality vote of stockholders present in person or by proxy and entitled to vote, a quorum being present in such meeting. Each stockholder entitled to vote may cast the vote to which the number of shares he owns entitles him.

Matters presented to stockholders for approval at this year's Annual Stockholders' Meeting require only a majority of the stockholders for approval. For election of directors, the stockholders are entitled to cumulate their votes.

##### **Methods by which votes will be casted and counted**

The Company's By-laws does not prescribe a specific manner of voting by stockholders. For this year's Annual Stockholders' Meeting, the Board of Directors approved a resolution allowing stockholders to participate in the meeting via remote communication and to vote in absentia.

Stockholders as of Record Date who have successfully registered their intention to participate in the annual meeting via remote communication and to vote in absentia, duly verified and validated by the Company, shall be provided with unique log-in credentials to securely access the voting portal.

Stockholders and proxy holders can then cast their votes on specific matters for approval, including the election of directors. Votes will then be automatically tabulated and counted at the close of voting for each agenda item during the meeting.

The Corporate Secretary is tasked and authorized to validate, count and tabulate votes by stockholders. For this year's annual meeting, Ms. Cristina Naguit, CPA has been engaged and appointed to independently count and validate votes from stockholders.

Pursuant to the Company's By-laws, duly accomplished proxy forms must be submitted to the Corporate Secretary at least three (3) business days prior the meeting. Duly signed proxy forms should therefore be submitted no later than June 19, 2023 at the Office of the Corporate Secretary

at the 23<sup>rd</sup> Floor, Philippine Stock Exchange Centre, East Tower Exchange Road, Ortigas Center, Pasig City or via electronic copy by emailing [apc\\_governance@bellecorp.com](mailto:apc_governance@bellecorp.com) for validation. A sample format of the proxy form is here attached and are also available at the Company's website.


The Corporate Secretary will lead the validation of proxies, in coordination with APC's stock and transfer agent, and Ms. Naguit as independent validator and tabulator of votes. Any questions and issues relating to the validity and sufficiency of proxies, both as to form and substance, shall be resolved by the Corporate Secretary. The Corporate Secretary's decision shall be final and binding on the stockholders, and those not settled at such forum shall be deemed waived and may no longer be raised during the meeting.

*The detailed guidelines for participation and voting for this meeting are set forth in the "Guidelines for Participating via Remote Communication and Voting in Absentia" appended as Schedule "A" to this Information Statement.*

### **SIGNATURE**

After reasonable inquiry and to the best of my knowledge and belief, I certify that the information set forth in this report is true, complete and correct.

This is signed in the City of Makati this 18<sup>th</sup> day of May 2023.



Ian Jason R. Aguirre  
President and Chief Executive Officer

**MANAGEMENT REPORT**

**APC GROUP, INC.**

**BUSINESS AND GENERAL INFORMATION**

**BACKGROUND**

APC Group, Inc. (the Parent Company or APC) and subsidiaries (the Group) were incorporated in the Philippines and are registered with the Philippine Securities and Exchange Commission (SEC). The Parent Company was incorporated on October 15, 1993 and was originally organized to engage in the oil and gas exploration and development.

On April 30, 1997, the Philippine SEC approved the change in the primary purpose of the Parent Company to that of a holding company. The Parent Company's shares of stock are publicly traded in the Philippine Stock Exchange (PSE).

The Parent Company has the following subsidiaries:

| <b>Company</b>                                 | <b>Nature of Business</b> | <b>Date of Incorporation</b> | <b>Percentage of Ownership</b> |
|--|---------------------------|------------------------------|--------------------------------|
| Aragorn Power and Energy Corporation (APEC)    | Energy                    | January 6, 2005              | 97.6%                          |
| PRC-Magma Energy Resources Inc. (PRC - Magma)* | Energy                    | June 10, 2009                | 85%                            |
| APC Cement Corporation (APC Cement)            | Manufacturing             | November 15, 1994            | 100%                           |
| APC Energy Resources, Inc. (APCERI)            | Mining                    | January 31, 2005             | 100%                           |
| APC Mining Corporation (APC Mining)            | Mining                    | March 17, 2005               | 83.3%                          |

*\*A direct subsidiary of APEC*

The registered office address of the Parent Company is G/F MyTown New York Bldg., General E. Jacinto St. cor. Capas St., Brgy. Guadalupe Nuevo, Makati City.

**Subsidiaries and Status of Operations**

The following is the status of operations of the Group:

a. Aragorn Power and Energy Corporation (APEC)

APEC was established to engage in renewable energy resource exploration, development and utilization

- Kalinga Apayao Geothermal Service Project (Project)

In 2008, APEC was granted a Geothermal Service Contract (GSC) by the Republic of the Philippines, through the Department of Energy (DOE), for the exploration, development and exploitation of geothermal resources covering a total area of 26,139 hectares located in the Province of Kalinga (the "Kalinga Geothermal Project" or "KGP"). The GSC was granted after a Certificate Precondition from the National Commission of Indigenous People, covering a major portion of the geothermalservice area, was secured. The GSC was converted into a Geothermal Renewable Service Contract (GRESK) in March 2010 to avail of the incentives provided under the Renewable Energy (RE) Act of 2008. GRESK has a term of not exceeding 25 years (including the used term under the GSC) and renewable for not more than 25 years. The total period from pre-development stage to the development/commercial stage shall not exceed 50 years.

In November 2010, APEC and its partner Guidance Management Corporation (GMC) formed a partnership with AllFirst Kalinga Ltd. (AKL, formerly Chevron Kalinga Ltd.) in developing the geothermal area. The parties signed a Farm-out Agreement (FOA) which gives APEC and GMC the

option to take an equity position of up to 40% in the geothermal project. The parties also signed a Joint Operating Agreement. Under the agreement, AKL will be responsible for the exploration, development and operation of the steam field and power activities. As at December 31, 2022 and 2021, APEC and GMC each has 5% participation as provided under the FOA.

On August 13, 2018, APEC has secured an extension of the GRESC exploration period from DOE until September 23, 2020. On August 14, 2018, pursuant to Executive Order No. 30, the Energy Investment Coordinating Council (EICC), through the DOE, granted KGP a Certificate of Energy Project of National Significance (CEPNS) for Pre-Development Phase. The CEPNS entitles KGP to all the rights and privileges provided for under Executive Order No. 30 series 2017.

On September 18, 2018, AKL assigned its Farm-out interest, including all associated rights and obligations under the FOA, in favor of its affiliate, Allfirst Kalinga Holdings, Inc. (AKHI).

Through a letter dated December 28, 2018, the DOE gave KGP the clearance to undertake a system impact study (SIS) of its proposed 120 MW Kalinga Geothermal Project. The SIS of the KGP is currently on-going.

In 2019, KGP completed securing all the remaining necessary permits from the regulatory agencies (i.e. Department of Environment and Natural Resources (DENR) and National Water Resources Board (NWRB)), and maintained and complied with its commitments with each of the representative Council of Elders and Leaders (COEs) under the Memoranda of Agreements (MOAs) supporting the NCIP Certificates of Precondition. KGP has also engaged contractors and suppliers necessary for the construction of access roads, well pads, and well drilling activities.

With the completion of the negotiation for right-of-way, remaining regulatory permits, as well as the engagement of the needed contractors and suppliers, KGP has completed the construction of well pads and access roads, and continues to implement geo-hazard mitigation measures.

On October 12, 2019, the Project commenced drilling of the PAS-02 exploration well and ended drilling operations on April 21, 2020 after reaching a depth of 4,483 ft. (1,366 m MD) and being unable to drill further. Drilling operations encountered many challenges such as technical difficulties with the well amidst the severe impact dealt by the COVID-19 pandemic and the Enhanced Community Quarantine (ECQ) such as limitations to deployment of personnel and delivery of supplies, disruptions to the global supply chain, and reduction in work hours of personnel quarantined onsite to protect their health and safety. The results of the drilling still show promise, with very encouraging commercial temperatures at 568°F (298°C) despite tight permeability.

KGP involves the development of steam fields that can generate around 120 megawatts (MW) of new capacity, providing an additional source of clean, indigenous and reliable baseload power to the Luzon grid. A 120 MW geothermal project will approximately cost more than US\$300.0 million.

On January 15, 2020, APEC contributed US\$2.1 million (P=106.5 million) to AllFirst Kalinga Holdings Inc. (AKHI) equivalent to the 5% share of the US\$42.08 million appraisal drilling budget which includes construction of general facilities, roads, and pads, rig mobilization and demobilization, well drilling, testing, resource feasibility study, other exploration capital (salaries and wages) and corporate social responsibility.

On October 13, 2020, APEC secured an extension of the GRESC exploration period from the DOE until October 12, 2022 with DOE recognizing the significant accomplishments of the project, the difficulties that the project encountered, and the need for further exploration given the results of drilling of PAS-02 with commercial temperature and encouraging chemistry.

On March 12, 2021, KGP re-commenced its geology, geochemical, and geophysical surveys (3G) which ended on June 7, 2021. The 3G intended to obtain additional information supporting the results of the PAS-02 exploration well and to refine and expand the Conceptual Model to ensure soundness of the geologic targets prior to resuming drilling operations. The campaign was successfully carried out with no incidents and within the timeline planned, despite the restrictions brought about by COVID-19 pandemic and the provincial and granular lockdowns imposed in Kalinga and in Metro Manila.

After the evaluation and study, the results of the 3G established the presence of multiple independent systems within the KGP prospect. Three potentially exploitable systems have been discovered located in the areas of Liwang, Caigutan, and Dananao. All three systems are located within the existing contract area. The KGP Conceptual Model was updated accordingly into an Integrated Resource Assessment (IRA) report and was submitted to the DOE on June 29, 2022.

On June 23, 2022, APEC secured a suspension of obligations under the GRESC recognizing the COVID-19 restrictions and the typhoons and landslides/rockslides incidents that occurred throughout 2020 as force majeure. Effectively, the suspension allows for consideration of the impacted days to be added to the GRESC exploration period moving the end date from October 12, 2022 to May 28, 2023.

On January 26, 2023, APEC secured from DOE its acknowledgement of the proposal for application for New Investment on the newly discovered potentially exploitable systems of Caigutan and Dananao as stated in the submitted and received IRA report. DOE provided guidance on proceeding with the New Investment and awarding of the new systems their own GRESC as Southwest Kalinga Geothermal Power Project (SW KGPP).

KGP also continues its operations and has maintained full engagement with the host LGUs and Communities. As at February 28, 2023, the consent of nine (9) out of eleven (11) ancestral domains has been secured covering 85% of the GRESC area. In addition, all of the Community Development (CD) Projects have been fully completed and turned over to the respective community beneficiaries. Most community projects completed include farm-to-market roads, barangay/tribal halls, chapels/churches, water works, drainage canals, rehabilitation of CIS, bridges, acquisition of backhoe, clinic, and ambulance. KGP has also provided various assistance to the community since the start of the COVID-19 pandemic such as provision of food packs, PPEs, antigen test kits, oxygen tanks, and vaccines.

KGP continues to provide scholarship grants and educational assistance to deserving youths from the eight (8) ancestral domains within its contract area. As at school year 2021-2022, KGP has already extended scholarships to 380 grantees and has produced 297 graduates in various courses, which includes 54 licensed professionals, scholarship accounts for 27% of CD Projects Expenditures. Five (5) scholar graduates in engineering and geology have been hired for the Project.

With the newly discovered potential systems, the KGP intends to continue exploration activities, exploring the South West areas under the SW KGPP GRESC upon awarding through further 3G surveys and eventual exploratory and appraisal drilling planning. Meanwhile, in anticipation of existing KGP GRESC exploration period ending May 28, 2023, an extension will be sought to support the continuation of exploration activities and eventual resumption of drilling operations within the existing and remaining contract area.



As at report date, APEC is in the process of completing the necessary documents for the facilitation of the New Investment, the awarding of the SW KGPP GRESC, and the expected renewal of the KGP GRESC.

b. APC Energy Resources Inc. (APC Energy)

APC Energy was established to engage in exploration, development and utilization of renewable energy resources. APC Energy's Coal Operating Contracts with the DOE in both Masbate and Isabela were terminated in 2013 and 2015, respectively.

c. APC Mining Corporation (APC Mining)

APC Mining was organized to engage in mining, processing, manufacturing, buying and selling of all kinds of ores, metals and minerals. It was granted a mining permit for the exploration of chromite, copper and nickel deposits in Alubijid, Misamis Oriental. In 2013, APC Mining gave up its exploration permit because the area has low prospect for chromite, copper and nickel.

d. APC Cement Corporation (APC Cement)

APC Cement was established to engage in the manufacture of cement. As at December 31, 2022, the Company is still in the pre-operating stage.

e. PRC-Magma Energy Resources, Inc. (PRC Magma)

PRC Magma was established to engage in the business of exploration, development, and processing of renewable and non-renewable energy resources, including, but not limited to, wind power, solar power, hydropower, biofuels, biomass, and coal; exploration, mining and processing of metalliferous and non-metalliferous mineral and ore resources; trading and supply of energy and mineral resources; and generation of electric power using energy resources. In 2010, the PRC Magma was awarded a Geothermal Renewable Energy Service Contract (GRESC) for Bontoc Mainit-Sadanga in Mountain Province and Buguias-Tinoc in Benguet and Ifugao Provinces. In 2015, the service contracts were terminated due to the delays in the implementation of the approved work program and failure to make any discovery before the end of the fifth (5th) Contract Year.

As at December 31, 2022 and 2021, the Group is still evaluating new business opportunities for its non-operating subsidiaries.

### Employees

APC Group Inc. had a total of 2 employees as of December 31, 2022.

## **MARKET INFORMATION**

The principal market where the registrant's common equity is traded is the **Philippine Stock Exchange, Inc.**

The high and low sales prices for each quarter within the last two fiscal years of registrant's common shares as quoted on the Philippine Stock Exchange are as follows:

|                | 2023  |       | 2022  |       | 2021  |       |
|----------------|-------|-------|-------|-------|-------|-------|
|                | High  | Low   | High  | Low   | High  | Low   |
| First Quarter  | 0.360 | 0.171 | 0.270 | 0.220 | 0.590 | 0.375 |
| Second Quarter | -     | -     | 0.255 | 0.195 | 0.415 | 0.350 |
| Third Quarter  | -     | -     | 0.239 | 0.171 | 0.400 | 0.255 |
| Fourth Quarter | -     | -     | 0.208 | 0.171 | 0.275 | 0.210 |

The price information as of the close of the latest practicable trading date, May 19, 2023, is Php0.215.

## SECURITY HOLDERS

As of April 30, 2023, Registrant had 590 shareholders of common equity. On the said date, the following were the Top 20 registered shareholders of the common equity of the Company:

|    | SHAREHOLDER                                   | NUMBER OF<br>COMMON<br>SHARES HELD | PERCENTAGE OWNED OUT<br>OF TOTAL OUTSTANDING<br>COMMON SHARES |
|----|---|------------------------------------|---|
| 1  | BELLE CORPORATION                             | 3,500,000,000                      | 46.6405   |
| 2  | PCD NOMINEE CORPORATION                       | 2,324,959,165                      | 30.9821   |
| 3  | DOMINION EQUITIES, INC.                       | 340,000,000                        | 4.5308  |
| 4  | COMPACT HOLDINGS INC.                         | 281,000,000                        | 3.7446  |
| 5  | INTEGRATED HOLDINGS INC.                      | 180,000,000                        | 2.3987  |
| 6  | ELITE HOLDINGS INC.                           | 168,500,000                        | 2.2454  |
| 7  | PARALLAX RESOURCES, INC.                      | 165,722,334                        | 2.2084  |
| 8  | EQUINOX INTERNATIONAL RESOURCES CORPORATION   | 100,000,000                        | 1.3326  |
| 9  | RICHOLD INVESTOR CORP.                        | 100,000,000                        | 1.3326  |
| 10 | EASTERN SEC. DEVT. CORP.                      | 80,000,000                         | 1.0661  |
| 11 | GILT-EDGED PROPERTIES, INC.                   | 68,616,665                         | 0.9144  |
| 12 | HEADLAND HOLDINGS CORP.                       | 55,500,000                         | 0.7396  |
| 13 | EASTERN SEC. DEV. CORP.                       | 23,869,114                         | 0.3181  |
| 14 | LIM SIEW KIM                                  | 18,000,000                         | 0.2399  |
| 15 | TAK CHANG INVESTMENTS CO. LTD.                | 18,000,000                         | 0.2399  |
| 16 | COSCOLLUELA, WILLIAM V.                       | 10,000,000                         | 0.1333  |
| 17 | REYES, VICENTE O. ITF: PETER PAUL PHIL. COR   | 8,332,000                          | 0.1110  |
| 18 | DHARMALA SEC. (PHILS), INC.                   | 5,050,000                          | 0.0673  |
| 19 | SINGSON, EVELYN R. ITF: GILT-EDGED PROPERTIES | 3,933,333                          | 0.0524  |
| 20 | CORPORATE INV. PHILS., INC.                   | 3,000,000                          | 0.0400  |

## DIVIDENDS

Dividends shall be declared only from the surplus profit and shall be payable at such time and in such manner and in such amounts as the Board of Directors shall determine. No dividends shall be declared which would impair the capital of the Company. There is no legal restriction that limits or would likely limit the Company's ability to pay dividends, aside from its retained earnings available for such.

The Company has not declared any dividends on common stock since the time it was incorporated. The Company is not in a position to declare cash dividends because of its deficit.

## RECENT SALE OF UNREGISTERED OR EXEMPT SECURITIES

There was no recent sale of unregistered or exempt securities.

## FINANCIAL AND OTHER INFORMATION

### Financial Statements

The audited Consolidated Financial Statements and Supplementary Schedules for the year 2022 are filed as part of this Form 20-IS.

### Changes in and Disagreement with Accountants on Accounting and Financial Disclosures

No principal accountant or independent accountants of the registrant has resigned, was dismissed or has ceased to perform services during the two (2) most recent fiscal years or any subsequent interim period.

There have been no disagreements with any accountant or any matter of accounting principles or practices, financial statement disclosure or auditing scope of procedure.

### **External Audit Fees and Services**

1. The aggregate audit fees paid by the Company for professional services (excluding Value Added Tax) rendered by the external auditor for the audit of the Company's annual financial statements amounted to ₱220,000 in 2022 and ₱220,000 in 2021, respectively.
2. No other assurance and related services were rendered in 2022 and 2021.
3. No tax services were rendered by the external auditor in 2022 and 2021.
4. There were no other fees paid to the external auditor in 2022 and 2021.
5. The audit committee approved the policies and procedures of the above services. The Board of Directors has established an audit committee to provide oversight of the external audit function and review of the internal audit function of the company.

The Audit Committee has the responsibility to recommend an external auditor to be selected and appointed by the stockholders during each annual stockholder's meeting.

It reviews the audit coverage of the External Auditors and deliberates on their audit report prior to endorsement to the Board of Directors and presented to the stockholders for approval.

## MANAGEMENT'S DISCUSSION AND ANALYSIS OR PLAN OF OPERATION

### For The Financial Year Ended 2022 compared to Year Ended 2021

#### CONSOLIDATED STATEMENTS OF FINANCIAL POSITION

| (Amounts in Pesos, except percentages)                      | Year on Year   |                | Horizontal Analysis |      | Vertical Analysis |      |
|---|----------------|----------------|---------------------|------|-------------------|------|
|   | Dec 31<br>2022 | Dec 31<br>2021 | Increase (Decrease) |      | 2022              | 2021 |
|   |                |                | Amount              | %    |                   |      |
| ASSETS  |                |                |                     |      |                   |      |
| Current Assets  |                |                |                     |      |                   |      |
| Cash and cash equivalents                                   | 17,969,394     | 13,976,898     | 3,992,496           | 29%  | 7%                | 5%   |
| Receivables   | 1,618,021      | 2,643,369      | (1,025,348)         | -39% | 1%                | 1%   |
| Other current assets  | 42,412         | 15,940         | 26,472              | 166% | 0%                | 0%   |
| Total current assets  | 19,629,827     | 16,636,207     | 2,993,620           | 18%  | 8%                | 6%   |
| Noncurrent Assets   |                |                |                     |      |                   |      |
| Deferred exploration costs                                  | 218,054,455    | 218,054,455    | -                   | 0%   | 84%               | 84%  |
| Investment properties                                       | 9,156,000      | 12,048,000     | (2,892,000)         | -24% | 4%                | 5%   |
| Financial assets at FVOCI                                   | 3,020,525      | 2,734,370      | 286,155             | 10%  | 1%                | 1%   |
| Other noncurrent assets - net                               | 9,769,625      | 9,605,057      | 164,568             | 2%   | 4%                | 4%   |
| Total noncurrent assets                                     | 240,000,605    | 242,441,882    | (2,441,277)         | -1%  | 92%               | 94%  |
| Total Assets  | 259,630,432    | 259,078,089    | 552,343             | 0%   | 100%              | 100% |
| LIABILITIES AND EQUITY                                      |                |                |                     |      |                   |      |
| Current Liabilities   |                |                |                     |      |                   |      |
| Trade and other payables                                    | 28,852,367     | 28,141,965     | 710,402             | 3%   | 11%               | 11%  |
| Advances from related parties                               | 79,978,631     | 79,978,631     | -                   | 0%   | 31%               | 31%  |
| Total current liabilities                                   | 108,830,998    | 108,120,596    | 710,402             | 1%   | 42%               | 42%  |
| Noncurrent Liabilities                                      |                |                |                     |      |                   |      |
| Retirement Liability  | 3,481,207      | 3,281,654      | 199,553             | 6%   | 1%                | 1%   |
| Total Liabilities   | 112,312,205    | 111,402,250    | 909,955             | 1%   | 43%               | 43%  |
| Equity Attributable to Equity Holders of the Parent Company |                |                |                     |      |                   |      |
| Capital Stock   | 63,880,788     | 63,880,788     | -                   | 0%   | 25%               | 25%  |
| Additional paid-in capital                                  | 144,295,958    | 144,295,958    | -                   | 0%   | 56%               | 56%  |
| Deficit   | (23,189,323)   | (22,322,828)   | (866,495)           | 4%   | -9%               | -9%  |
| Treasury stock  | (29,435,220)   | (29,435,220)   | -                   | 0%   | -11%              | -11% |
| Equity reserves   | (1,219,434)    | (1,749,327)    | 529,893             | -30% | 0%                | -1%  |
| Total Equity Attributable to Parent Company                 | 154,332,769    | 154,669,371    | (336,602)           | 0%   | 59%               | 60%  |
| Non-controlling interests                                   | (7,014,542)    | (6,993,532)    | (21,010)            | 0%   | -3%               | -3%  |
| Total Equity  | 147,318,227    | 147,675,839    | (357,612)           | 0%   | 57%               | 57%  |
| Total Liabilities and Equity                                | 259,630,432    | 259,078,089    | 552,343             | 0%   | 100%              | 100% |

#### Assets

The Company recorded consolidated assets of ₱259.6 million as at December 31, 2022, higher by 0.2% from ₱259.1 million in 2021. The main movements in the balance sheet are as follows:

- Cash and cash equivalents increased by 29% from ₱14.0 million as at December 31, 2021 to ₱18.0 million as at December 31, 2022. This increase is mainly due to proceeds from the partial sale of land owned by the Company located in Ginatillan, Cebu, cash earned as interest and dividend income. Partly, this increase was offset by payment of the Company's expenses.
- Financial assets at FVOCI increased by 10% as a result of the movement in stock prices of the shares held by the Company as of December 31, 2022.

- Investment property pertains to land owned by the Company located in Ginatillan, Cebu. Lot no. 335 valued at ₱2.9 million was sold for ₱8.2 million resulting to a gain on sale amounting to ₱5.3 million. There is no change in the value of remaining properties.

### ***Liabilities***

Total liabilities as at December 31, 2022 of the Company amounted to ₱112.3 million, increased by 1% or ₱0.9 million versus liabilities as at December 31, 2021 mainly due to the taxes payable related to the partial sale of land and increase in the Company's defined benefit obligation based on the latest actuarial valuation obtained by the Company from a third party.

### ***Equity***

On August 9, 2017, the Parent Company's BOD approved the reduction of the par value of the Parent Company's capital stock from ₱1 par value per share to ₱0.01 par value per share. This was approved by the Parent Company's stockholders on September 27, 2017.

On February 20, 2020, the SEC approved the decrease in the authorized capital stock of the Parent Company from ₱20,000.0 million divided into 14,000.0 million common shares and 6,000.0 million preferred shares at ₱1.00 a share to ₱200.0 million divided into 14,000.0 million common shares and 6,000.0 million preferred shares both at ₱0.01 par value a share.

On February 20, 2020, the SEC approved the equity restructuring of the Parent Company primarily to write-off the Parent Company's deficit as at December 31, 2018 amounting to ₱7,793.8 million against the additional paid in capital of ₱7,938.1 million. Consequently, the remaining additional paid in capital of ₱ 144.3 million cannot be applied for future losses that may be incurred by the Parent Company without prior approval of the SEC.

This resulted in the following as at December 31, 2020:

- decrease in the Company's capital stock from ₱6,388.1 million to ₱63.9 million
- decrease in APIC from ₱1,613.9 million to ₱144.3 million
- decrease in deficit from ₱7,801.9 million to ₱13.9 million

Overall, stockholders' equity decreased by 0.2% from ₱147.7 million in 2021 to ₱147.3 million in 2022 due to the incurred net loss in 2022 amounting to ₱0.9 million, offset by other comprehensive gains recognized in 2022 amounting to ₱0.5 million.

The Company does not foresee any cash flow problems during the next twelve months. The Company has enough cash to meet cash requirements in 2023.

There were no off-balance sheet transactions.

## CONSOLIDATED STATEMENTS OF COMPREHENSIVE INCOME

| (Amounts in Pesos, except percentages)                                    | Year on Year       |                    | Horizontal Analysis |             | Vertical Analysis |               |
|---|--------------------|--------------------|---------------------|-------------|-------------------|---------------|
|   | Dec 31<br>2022     | Dec 31<br>2021     | Increase (Decrease) |             | 2022              | 2021          |
|   |                    |                    | Amount              | %           |                   |               |
| Interest Income   | 186,082            | 142,092            | 43,990              | 31%         | 37%               | 35%           |
| Dividend Income   | 319,476            | 259,129            | 60,347              | 23%         | 63%               | 65%           |
| <b>Total Revenue</b>  | <b>505,558</b>     | <b>401,221</b>     | <b>104,337</b>      | <b>26%</b>  | <b>100%</b>       | <b>100%</b>   |
| General and Administrative Expenses                                       | (6,702,063)        | (8,949,492)        | 2,247,429           | -25%        | -1326%            | -2231%        |
| <b>Total Costs and Expenses</b>   | <b>(6,702,063)</b> | <b>(8,949,492)</b> | <b>2,247,429</b>    | <b>-25%</b> | <b>-1326%</b>     | <b>-2231%</b> |
| Gain on sale of properties  | 5,309,000          | -                  | 5,309,000           | 0%          | 1050%             | 0%            |
| <b>Total Other Income(Loss)</b>   | <b>5,309,000</b>   | <b>-</b>           | <b>5,309,000</b>    | <b>0%</b>   | <b>1050%</b>      | <b>0%</b>     |
| <b>Net Loss</b>   | <b>(887,505)</b>   | <b>(8,548,271)</b> | <b>7,660,766</b>    | <b>-90%</b> | <b>-176%</b>      | <b>-2131%</b> |
| <b>Net Loss Attributable to:</b>  |                    |                    |                     |             |                   |               |
| Equity holders of the Parent Company                                      | (866,495)          | (8,419,648)        | 7,553,153           | -90%        | -171%             | -2099%        |
| Non-controlling interests   | (21,010)           | (128,623)          | 107,613             | -84%        | -4%               | -32%          |
|   | <b>(887,505)</b>   | <b>(8,548,271)</b> | <b>7,660,766</b>    | <b>-90%</b> | <b>-176%</b>      | <b>-2131%</b> |
| <b>Other Comprehensive Income (Loss)</b>                                  |                    |                    |                     |             |                   |               |
| Unrealized gain/(loss) on fair value changes of financial assets at FVOCI | 286,155            | (95,385)           | 381,540             | -400%       | 57%               | -24%          |
| Remeasurement gain/(loss) on defined benefit obligation                   | 243,738            | 3,491,033          | (3,247,295)         | -93%        | 48%               | 870%          |
| <b>Total Comprehensive Loss for the period</b>                            | <b>(357,612)</b>   | <b>(5,152,623)</b> | <b>4,795,011</b>    | <b>-93%</b> | <b>-71%</b>       | <b>-1284%</b> |
| <b>Total Comprehensive Loss Attributable to:</b>                          |                    |                    |                     |             |                   |               |
| Equity holders of the Parent Company                                      | (336,602)          | (5,024,000)        | 4,687,398           | -93%        | -67%              | -1252%        |
| Non-controlling interests   | (21,010)           | (128,623)          | 107,613             | -84%        | -4%               | -32%          |
|   | <b>(357,612)</b>   | <b>(5,152,623)</b> | <b>4,795,011</b>    | <b>-93%</b> | <b>-71%</b>       | <b>-1284%</b> |

APC Group, Inc. reported consolidated net loss of ₱0.9 million for 2022, 90% lower than the ₱8.5 million net loss reported in the previous year.

### Revenue

The Company recorded revenues of ₱0.5 million for the year ended 2022, 26% higher than the ₱0.4 million revenues recognized in 2021. This increase is brought about by the higher interest income from cash and money market placements for 2022 due to higher amount of cash. Dividends received from the Company's financial assets through FVOCI is also higher.

### Costs and Expenses

The Company recorded ₱6.7 million in costs and expenses for the year, 25% lower than the ₱8.9 million in 2021 due to optimization of expenses, lower personnel costs and absence of filing fees and taxes related to the increase in authorized capital stock of APEC.

### ***Other Income (Loss)***

Other income of the Company in 2022 pertains to the ₱5.3 million gain in the sale of parcel of land with a carrying amount of ₱2.9 million for ₱8.2 million. There is no revaluation in 2022 and 2021.

### ***Other Comprehensive Income (Loss)***

Other comprehensive income of the Group represents fair value changes on financial assets at FVOCI and remeasurement losses on retirement liability. In 2022, there is ₱0.3 million unrealized gain on fair value changes of financial assets at FVOCI and ₱0.2 million remeasurement gain on retirement liability. Total other comprehensive gain for the year is at ₱0.5 which is ₱3.2 million lower than last year's gain of ₱3.4 million.

As of December 31, 2022, except for what have been mentioned in the preceding, there were no material events or uncertainties known to management that had a material impact on past performance, or that would have a material impact on the future operations, in respect of the following:

- Known trends, demands, commitments, events or uncertainties that would have a material impact on the Company;
- Material commitments for capital expenditures that are reasonably expected to have a material impact on the Company's short-term or long-term liquidity;
- Known trends, events or uncertainties that have had or that are reasonably expected to have a material favorable or unfavorable impact on net sales/revenues/income from continuing operations;
- Events that will trigger direct or contingent financial obligation that is material to the company, including any default or acceleration of an obligation.
- All material off-balance sheet transactions, arrangements, obligations (including contingent obligations), and other relationships of the Company with unconsolidated entities or other persons created during the reporting period
- Any significant elements of income or loss from continuing operation
- Significant elements of income or loss that did not arise from the Company's continuing operations;
- Seasonal aspects that had a material impact on the Company's results of operations; and
- The Company does not foresee any liquidity problem over the next twelve (12) months.

### **PLAN OF OPERATION**

The Company will focus on the following directions in the next 12 months:

1. Continue with the development of its geothermal resources. Pursue the exploration work program for the Kalinga project.
2. Seek other renewable energy development investment opportunities.
3. Look into other revenue opportunities for the Company.

**For the Financial Year Ended 2021 compared to Year Ended 2020**

**CONSOLIDATED STATEMENTS OF FINANCIAL POSITION**

| (Amounts in Pesos, except percentages)                       | Year on Year   |                | Horizontal Analysis |      | Vertical Analysis |      |
|--|----------------|----------------|---------------------|------|-------------------|------|
|  | Dec 31<br>2021 | Dec 31<br>2020 | Increase (Decrease) |      | 2021              | 2020 |
|  |                |                | Amount              | %    |                   |      |
| ASSETS   |                |                |                     |      |                   |      |
| Current Assets   |                |                |                     |      |                   |      |
| Cash and cash equivalents                                    | 13,976,898     | 21,475,809     | (7,498,911)         | -35% | 5%                | 8%   |
| Receivables  | 2,643,369      | 3,702,273      | (1,058,904)         | -29% | 1%                | 1%   |
| Other current assets   | 15,940         | 15,940         | -                   | 0%   | 0%                | 0%   |
| Total current assets   | 16,636,207     | 25,194,022     | (8,557,815)         | -34% | 6%                | 9%   |
| Noncurrent Assets  |                |                |                     |      |                   |      |
| Property and equipment                                       | 13,884         | 34,712         | (20,828)            | -60% | 0%                | 0%   |
| Investment properties  | 12,048,000     | 12,048,000     | -                   | 0%   | 5%                | 5%   |
| Financial assets at FVOCI                                    | 2,734,370      | 2,829,755      | (95,385)            | -3%  | 1%                | 1%   |
| Deferred exploration costs                                   | 218,054,455    | 218,013,500    | 40,955              | 0%   | 84%               | 82%  |
| Input value added tax  | 9,567,351      | 9,282,133      | 285,218             | 3%   | 4%                | 3%   |
| Other noncurrent assets - net                                | 23,822         | 23,822         | -                   | 0%   | 0%                | 0%   |
| Total noncurrent assets                                      | 242,441,882    | 242,231,922    | 209,960             | 0%   | 94%               | 91%  |
| Total Assets   | 259,078,089    | 267,425,944    | (8,347,855)         | -3%  | 100%              | 100% |
| LIABILITIES AND EQUITY                                       |                |                |                     |      |                   |      |
| Current Liabilities  |                |                |                     |      |                   |      |
| Trade and other payables                                     | 28,141,965     | 28,652,844     | (510,879)           | -2%  | 11%               | 11%  |
| Advances from related parties                                | 79,978,631     | 79,978,631     | -                   | 0%   | 31%               | 30%  |
| Total current liabilities                                    | 108,120,596    | 108,631,475    | (510,879)           | 0%   | 42%               | 41%  |
| Noncurrent Liabilities                                       |                |                |                     |      |                   |      |
| Accrued retirement costs                                     | 3,281,654      | 5,966,007      | (2,684,353)         | -45% | 1%                | 2%   |
| Total Liabilities  | 111,402,250    | 114,597,482    | (3,195,232)         | -3%  | 43%               | 43%  |
| Capital Stock  | 63,880,788     | 63,880,788     | -                   | -0%  | 25%               | 24%  |
| Additional paid-in capital                                   | 144,295,958    | 144,295,958    | -                   | -0%  | 56%               | 54%  |
| Cumulative change in fair value of financial assets at FVOCI | 1,886,369      | 1,981,754      | (95,385)            | -5%  | 1%                | 1%   |
| Equity reserves  | (3,140,235)    | (3,140,235)    | -                   | 0%   | -1%               | -1%  |
| Remeasurement loss on defined benefit obligation             | (495,461)      | (3,986,494)    | 3,491,033           | -88% | 0%                | -1%  |
| Deficit  | (22,322,828)   | (13,903,180)   | (8,419,648)         | 61%  | -9%               | -5%  |
| Treasury shares  | (29,435,220)   | (29,435,220)   | -                   | 0%   | -11%              | -11% |
| Equity Attributable to Parent Company                        | 154,669,371    | 159,693,371    | (5,024,000)         | -3%  | 60%               | 60%  |
| Non-controlling interests                                    | (6,993,532)    | (6,864,909)    | (128,623)           | 2%   | -3%               | -3%  |
| Total Equity   | 147,675,839    | 152,828,462    | (5,152,623)         | -3%  | 57%               | 57%  |
| Total Liabilities and Equity                                 | 259,078,089    | 267,425,944    | (8,347,855)         | -3%  | 100%              | 100% |

**Assets**

The Company recorded consolidated assets of ₱259.1 million as at December 31, 2021, lower by 3% from ₱267.4 million in 2020. The main movements in the balance sheet are as follows:

- Cash and cash equivalents decreased by 35% from ₱21.5 million as at December 31, 2020 to ₱14.0 million as at December 31, 2021. This decrease is mainly due to payment of the Company's expenses and offset in part by the cash earned as interest and dividend income in 2021.
- Financial assets at FVOCI decreased by 3% as a result of the movement in stock prices of the shares held by the Company as of December 31, 2021.
- Investment property pertains to land owned by the Company located in Ginatillan, Cebu. There is no change in the value of the properties.



### ***Liabilities***

Total liabilities as at December 31, 2021 of the Company amounted to ₱114.4 million, decreasing by 3% versus liabilities as at December 31, 2020 by ₱3.2 million mainly due to the increase in the Company's defined benefit obligation based on the latest actuarial valuation obtained by the Company from a third party.

### ***Equity***

On August 9, 2017, the Parent Company's BOD approved the reduction of the par value of the Parent Company's capital stock from ₱1 par value per share to ₱0.01 par value per share. This was approved by the Parent Company's stockholders on September 27, 2017.

On February 20, 2020, the SEC approved the decrease in the authorized capital stock of the Parent Company from ₱20,000.0 million divided into 14,000.0 million common shares and 6,000.0 million preferred shares with par value of ₱1 per share to ₱200.0 million divided into 14,000.0 million common shares and 6,000.0 million preferred shares both with par value of ₱0.01 per share.

On February 20, 2020, the SEC approved the equity restructuring of the Parent Company to wipe out the deficit as of December 31, 2018 amounting to ₱7,793.8 million against the additional paid in capital of ₱7,938.1 million provided that the remaining additional paid in capital of ₱144.3 million cannot be applied for future losses that may be incurred by the Company without prior approval of the SEC.

This resulted in the following as at December 31, 2020:

- decrease in the Company's capital stock from ₱6,388.1 million to ₱63.9 million
- decrease in APIC from ₱1,613.9 million to ₱144.3 million
- decrease in deficit from ₱7,801.9 million to ₱13.9 million

Overall, stockholders' equity decreased by 3% from ₱152.8 million in 2020 to ₱147.7 million in 2021 due to the incurred net loss in 2021 amounting to ₱8.5 million, offset by other comprehensive gains recognized in 2021 amounting to ₱3.4 million.

The Company does not foresee any cash flow problems during the next twelve months. The Company has enough cash to meet cash requirements in 2022.

There were no off-balance sheet transactions.

## CONSOLIDATED STATEMENTS OF COMPREHENSIVE INCOME

| (Amounts in Pesos, except percentages)  | Year on Year       |                    | Horizontal Analysis |              | Vertical Analysis |              |
|---|--------------------|--------------------|---------------------|--------------|-------------------|--------------|
|   | Dec 31<br>2021     | Dec 31<br>2020     | Increase (Decrease) |              | 2021              | 2020         |
|   |                    |                    | Amount              | %            |                   |              |
| Interest Income   | 142,092            | 947,058            | (804,966)           | -85%         | 35%               | 75%          |
| Dividend Income   | 259,129            | 319,476            | (60,347)            | -19%         | 65%               | 25%          |
| <b>Total Revenue</b>  | <b>401,221</b>     | <b>1,266,534</b>   | <b>(865,313)</b>    | <b>-68%</b>  | <b>100%</b>       | <b>100%</b>  |
| General and Administrative Expenses   | (8,949,492)        | (9,167,147)        | 217,655             | -2%          | -2231%            | -724%        |
| <b>Total Costs and Expenses</b>   | <b>(8,949,492)</b> | <b>(9,167,147)</b> | <b>217,655</b>      | <b>-2%</b>   | <b>-2231%</b>     | <b>-724%</b> |
| Gain on revaluation of properties   | -                  | 2,019,130          | (2,019,130)         | -100%        | -0%               | 159%         |
| <b>Total Other Income(Loss)</b>   | <b>-</b>           | <b>2,019,130</b>   | <b>(2,019,130)</b>  | <b>-100%</b> | <b>-0%</b>        | <b>159%</b>  |
| <b>Net Loss</b>   | <b>(8,548,271)</b> | <b>(5,881,483)</b> | <b>(2,666,788)</b>  | <b>45%</b>   | <b>-2131%</b>     | <b>-464%</b> |
| <b>Net Loss Attributable to:</b>  |                    |                    |                     |              |                   |              |
| Equity holders of the Parent Company  | (8,419,648)        | (5,869,322)        | (2,550,326)         | 43%          | -2099%            | -463%        |
| Non-controlling interests   | (128,623)          | (12,161)           | (116,462)           | 958%         | -32%              | -1%          |
|   | <b>(8,548,271)</b> | <b>(5,881,483)</b> | <b>(2,666,788)</b>  | <b>45%</b>   | <b>-2131%</b>     | <b>-464%</b> |
| <b>Other Comprehensive Income (Loss)</b>  |                    |                    |                     |              |                   |              |
| Unrealized mark-to-market gain/(loss)<br>on available-for-sale financial assets | (95,385)           | (794,875)          | 699,490             | -88%         | -24%              | -63%         |
| Remeasurement gain/(loss) on defined benefit<br>obligation                      | 3,491,033          | (1,748,5616)       | 5,239,649           | -300%        | 870%              | -138%        |
| <b>Total Comprehensive Loss for the period</b>                                  | <b>(5,152,623)</b> | <b>(8,424,974)</b> | <b>3,272,351</b>    | <b>-39%</b>  | <b>-1284%</b>     | <b>-665%</b> |
| <b>Total Comprehensive Loss Attributable to:</b>                                |                    |                    |                     |              |                   |              |
| Equity holders of the Parent Company  | (5,024,000)        | (8,412,813)        | 3,388,813           | -40%         | -1252%            | -664%        |
| Non-controlling interests   | (128,623)          | (12,161)           | (116,462)           | 958%         | -32%              | -1%          |
|   | <b>(5,152,623)</b> | <b>(8,424,974)</b> | <b>3,272,351</b>    | <b>-39%</b>  | <b>-1284%</b>     | <b>-665%</b> |

APC Group, Inc. reported consolidated net loss of ₱8.5 million for 2021, 45% higher than the ₱5.9 million net loss reported in the previous year.

### Revenue

The Company recorded revenues of ₱0.4 million for the year ended 2021, 68% lower than the ₱1.3 million revenues recognized in 2020. This decrease is mainly brought about by the lower interest income from cash and money market placements for 2021 given the also lower amount of cash. Dividends received from the Company's financial assets through FVOCI is also lower.

### Costs and Expenses

The Company recorded ₱9.0 million in costs and expenses for the year, 2% lower than the ₱9.2 million in 2020 due mostly to lower salaries because of a decrease in headcount.

### Other Income (Loss)

Other income of the Company in 2020 pertains to the ₱2.0 million gain in revaluation of its investment property based on the latest actuarial valuation from a third party. There is no revaluation in 2021.

### ***Other Comprehensive Income (Loss)***

Other comprehensive income pertains to the unrealized mark to market gains and losses on the Company's financial assets through FVOCI, which decreased in share price as of the end of the year and the remeasurement loss on defined benefit obligation. Other comprehensive gain is at ₱3.4 million in 2021, for a total comprehensive loss of ₱5.2 million for the year.

As of December 31, 2021, except for what have been mentioned in the preceding, there were no material events or uncertainties known to management that had a material impact on past performance, or that would have a material impact on the future operations, in respect of the following:

- Known trends, demands, commitments, events or uncertainties that would have a material impact on the Company;
- Material commitments for capital expenditures that are reasonably expected to have a material impact on the Company's short-term or long-term liquidity;
- Known trends, events or uncertainties that have had or that are reasonably expected to have a material favorable or unfavorable impact on net sales/revenues/income from continuing operations;
- Events that will trigger direct or contingent financial obligation that is material to the company, including any default or acceleration of an obligation.
- All material off-balance sheet transactions, arrangements, obligations (including contingent obligations), and other relationships of the Company with unconsolidated entities or other persons created during the reporting period
- Any significant elements of income or loss from continuing operation
- Significant elements of income or loss that did not arise from the Company's continuing operations;
- Seasonal aspects that had a material impact on the Company's results of operations; and
- The Company does not foresee any liquidity problem over the next twelve (12) months.

### **PLAN OF OPERATION**

The Company will focus on the following directions in the next 12 months:

1. Continue with the development of its geothermal resources. Pursue the exploration work program for the Kalinga project.
2. Seek other renewable energy development investment opportunities.
3. Look into other revenue opportunities for the Company.

## KEY PERFORMANCE INDICATORS

Management uses the following key performance indicators to evaluate the performance of the Group. Except for Net Income, these key performance indicators are not measurements in accordance with Philippine Financial Reporting Standards (PFRS) and should not be considered as an alternative to net income or any other measure of performance which are in accordance with PFRS.

1. **Return on Assets Ratio (ROA).** ROA is an indicator of how profitable a company is relative to its total assets. ROA gives an idea as to how efficient management is at using its assets to generate earnings and is calculated by dividing the Company's annual earnings by its total assets.
2. **Return on Equity Ratio (ROE).** ROE measures how much profit is generated with the money shareholders have invested in the Company. It is expressed as a percentage and calculated by dividing net income by total Stockholders' Equity.
3. **Current Ratio.** Current ratio is computed by dividing current assets by current liabilities. This indicates the liquidity of the Company in the short term and measures the peso amount of current asset available to cover a peso amount of current liability.
4. **Debt-to-Equity Ratio (DER).** DER gives an indication of the Company's leverage position and is computed by dividing total liabilities with total stockholders' equity.
5. **Asset-to-Equity Ratio (AER).** AER is computed using total assets divided by the total stockholders' equity. This ratio shows the relationship of the total assets of the firm owned by shareholders and an indicator of the leverage used to finance the Company.

The table below shows the comparative figures of the key performance indicators for the period in review.

| Financial Ratios       | YTD                 | YTD                 |
|------------------------|---------------------|---------------------|
|                        | 31 December<br>2022 | 31 December<br>2021 |
| Return on Assets Ratio | (0.00)              | (0.03)              |
| Return on Equity Ratio | (0.01)              | (0.06)              |
| Current Ratio          | 0.18                | 0.15                |
| Debt to Equity Ratio   | 0.76                | 0.75                |
| Asset to Equity Ratio  | 1.76                | 1.75                |

### Discussion on the key performance indicators

#### **Return on Assets Ratio and Return on Equity Ratio**

The Company's ROA and ROE for 2022 and 2021 are negative due to the reported a net losses for both years. There is no significant movement in these ratios from 2021 to 2022.

#### **Current Ratio**

Current Ratio increased from 0.15 in 2021 to 0.18 in 2022 due to the increase in cash generated from the sale of parcel of land under investment property.

#### **Debt to Equity Ratio**

There is a slight increase in the Company's debt to equity ratio from 0.75 as of December 31, 2021 to 0.76 as of December 31, 2022 due to recording of taxes payable related to the partial sale of land and increase in the Company's defined benefit obligation based on the latest actuarial valuation obtained by the Company from a third party.

**Assets to Equity Ratio**

There is a slight increase in the Company's assets to equity ratio from 0.75 as of December 31, 2021 to 0.76 as of December 31, 2022 due to increase in cash from partial sale of investment property and decrease in equity due to loss incurred for the year.

**Key Variables and other Qualitative and Quantitative Factors**

The Company expects no material commitments for capital expenditures and expected funds in 2022. To the best of the Company's knowledge, aside from what has already been mentioned in the preceding, there are no known trends, events or uncertainties that will have a material impact on revenues; no significant elements of income or loss that did not arise from continuing operations aside from those disclosed in the Notes to the Audited Financial Statements; and no seasonal aspects with material effect on results of operations.

APC Group, Inc. maintains sufficient cash balances to meet minimum operational requirements, as determined by management from time to time. Additional cash requirements are sourced from affiliates. To the best of the Company's knowledge, there are no known trends, events or uncertainties that will have a material impact on its liquidity.

.

## 1<sup>st</sup> Quarter 2023 Management's Discussion and Analysis

### Item 1. Financial Statements

#### APC GROUP INC. AND SUBSIDIARIES CONSOLIDATED STATEMENTS OF FINANCIAL POSITION

|   | March 31, 2023<br>(Unaudited) | December 31, 2022<br>(Audited) |
|---|-------------------------------|--------------------------------|
| <b>ASSETS</b>   |                               |                                |
| <b>Current Assets</b>   |                               |                                |
| Cash and cash equivalents   | ₱ 16,508,619                  | ₱ 17,969,394                   |
| Trade and other receivables - net   | 1,486,567                     | 1,618,021                      |
| Other current assets  | 29,022                        | 42,412                         |
| Total Current Assets  | 18,024,208                    | 19,629,827                     |
| <b>Noncurrent Assets</b>  |                               |                                |
| Investment property   | 9,156,000                     | 9,156,000                      |
| Financial assets at fair value through other comprehensive income                       | 3,052,320                     | 3,020,525                      |
| Deferred exploration costs and other noncurrent assets                                  | 227,875,184                   | 227,824,080                    |
| Total Noncurrent Assets   | 240,083,504                   | 240,000,605                    |
|   | ₱ 258,107,712                 | ₱ 259,630,432                  |
| <b>LIABILITIES AND EQUITY</b>   |                               |                                |
| <b>Current Liabilities</b>  |                               |                                |
| Trade and other payables  | ₱ 27,994,627                  | ₱ 28,852,367                   |
| Advances from a related party   | 79,978,631                    | 79,978,631                     |
| Total Current Liabilities   | 107,973,258                   | 108,830,998                    |
| <b>Noncurrent Liabilities</b>   |                               |                                |
| Accrued retirement costs  | 3,481,207                     | 3,481,207                      |
| Total Noncurrent Liabilities  | 3,481,207                     | 3,481,207                      |
| Total Liabilities   | 111,454,465                   | 112,312,205                    |
| <b>Equity Attributable to Equity Holders of the Parent Company</b>                      |                               |                                |
| Capital stock   | 63,880,788                    | 63,880,788                     |
| Additional paid-in capital  | 144,295,958                   | 144,295,958                    |
| Unrealized gain on financial assets at fair value through<br>other comprehensive income | 2,204,319                     | 2,172,524                      |
| Remeasurement loss on defined benefit obligation  | (251,723)                     | (251,723)                      |
| Equity reserves   | (3,140,235)                   | (3,140,235)                    |
| Deficit   | (23,881,365)                  | (23,189,323)                   |
| Treasury shares - 7,606,000 shares  | (29,435,220)                  | (29,435,220)                   |
| Total Equity Attributable to Equity Holders of the<br>Parent Company                    | 153,672,523                   | 154,332,769                    |
| <b>Equity Attributable to Non-controlling Interests</b>                                 | <b>(7,019,276)</b>            | <b>(7,014,542)</b>             |
| Total Equity  | 146,653,247                   | 147,318,227                    |
|   | ₱ 258,107,712                 | ₱ 259,630,432                  |

**APC GROUP INC. AND SUBSIDIARIES**  
**CONSOLIDATED STATEMENTS OF COMPREHENSIVE INCOME**

|   | 2023                            |                                    | 2022                            |                                    |
|---|---------------------------------|------------------------------------|---------------------------------|------------------------------------|
|   | 1st Quarter<br>January to March | Year-to-date<br>(January to March) | 1st Quarter<br>January to March | Year-to-date<br>(January to March) |
| <b>INCOME</b>   |                                 |                                    |                                 |                                    |
| Interest income   | 103,047 ₱                       | 103,047                            | 30,938 ₱                        | 30,938                             |
| Dividend income   | 319,476                         | 319,476                            | -                               | -                                  |
|   | <b>422,523</b>                  | <b>422,523</b>                     | <b>30,938</b>                   | <b>30,938</b>                      |
| <b>EXPENSES</b>   |                                 |                                    |                                 |                                    |
| General and administrative expenses   | (1,119,292)                     | (1,119,292)                        | (1,505,811)                     | (1,505,811)                        |
| <b>NET LOSS BEFORE AND AFTER INCOME TAX</b>   | <b>(696,769) 0</b>              | <b>(696,769)</b>                   | <b>(1,474,873) 0</b>            | <b>(1,474,873)</b>                 |
| <b>OTHER COMPREHENSIVE INCOME (LOSS)</b>  |                                 |                                    |                                 |                                    |
| Unrealized loss on financial assets at fair value<br>through other comprehensive income | 31,795                          | 31,795                             | 190,770                         | 190,770                            |
| Remeasurement gain/(loss) on defined benefit obligation                                 | -                               | -                                  | -                               | -                                  |
| <b>TOTAL COMPREHENSIVE LOSS</b>   | <b>(664,974) 0</b>              | <b>(664,974)</b>                   | <b>(1,284,103) 0</b>            | <b>(1,284,103)</b>                 |
| <b>Net Loss Attributable to:</b>  |                                 |                                    |                                 |                                    |
| Equity holders of the Parent Company  |                                 | (692,036)                          |                                 | (1,459,873)                        |
| Non-controlling interests   |                                 | (4,733)                            |                                 | (15,000)                           |
|   | <b>₱</b>                        | <b>(696,769)</b>                   | <b>₱</b>                        | <b>(1,474,873)</b>                 |
| <b>Total Comprehensive Loss Attributable to:</b>  |                                 |                                    |                                 |                                    |
| Equity holders of the Parent Company  |                                 | (660,241)                          |                                 | (1,269,103)                        |
| Non-controlling interests   |                                 | (4,733)                            |                                 | (15,000)                           |
|   | <b>₱</b>                        | <b>(664,974)</b>                   | <b>₱</b>                        | <b>(1,284,103)</b>                 |
| <b>Basic/Diluted Loss Per Common Share</b>  |                                 |                                    |                                 |                                    |
| (P-343,965/7,504,203,997) March 31, 2023  | <b>₱</b>                        | <b>(0.000092)</b>                  |                                 |                                    |
| (P-1,459,873/7,504,203,997) March 31, 2022  |                                 |                                    | <b>₱</b>                        | <b>(0 000195)</b>                  |
| <b>Weighted average number of common shares:</b>  |                                 |                                    |                                 |                                    |
| Total common shares   |                                 | 7,511,809,997                      |                                 | 7,511,809,997                      |
| Less: Treasury shares   |                                 | 7,606,000                          |                                 | 7,606,000                          |
| <b>Weighted average common shares</b>   |                                 | <b>7,504,203,997</b>               |                                 | <b>7,504,203,997</b>               |

**APC GROUP INC. AND SUBSIDIARIES**  
**CONSOLIDATED STATEMENTS OF CHANGES IN EQUITY**

| For the Three Months Ended March 31   |   |                       |                       |             |
|---|---|-----------------------|-----------------------|-------------|
|   |   | 2023                  | 2022                  |             |
|   |   | (Unaudited)           | (Unaudited)           |             |
| Authorized:   |   |                       |                       |             |
| Preferred stock - P0.01 par value   |   | 6,000,000,000 shares  | 6,000,000,000 shares  |             |
| Common stock - P0.01 par value  |   | 14,000,000,000 shares | 14,000,000,000 shares |             |
|   |   |                       |                       |             |
| Issued  | ₱ | 59,981,491            | ₱                     | 59,981,491  |
| Subscribed (net of subscription receivable)   |   | 3,899,297             |                       | 3,899,297   |
| Capital stock   |   | 63,880,787            | 63,880,787            |             |
| Additional paid-in capital  |   | 144,295,958           | 144,295,958           |             |
| Unrealized gain/loss on financial assets at fair value through other comprehensive income |   |                       |                       |             |
| Balance at the beginning of period  |   | 2,172,524             | 1,886,369             |             |
| Other comprehensive income  |   | 31,795                | 190,770               |             |
| Balance at the end of period  |   | 2,204,319             | 2,077,139             |             |
| Remeasurement loss on defined benefit obligation  |   | (251,723)             | (495,461)             |             |
| Equity Reserves   |   | (3,140,235)           | (3,140,235)           |             |
| Deficit   |   |                       |                       |             |
| Balance at the beginning of period  |   | (23,189,328)          | (22,322,828)          |             |
| Net loss  |   | (692,036)             | (1,459,873)           |             |
| Balance at the end of period  |   | (23,881,364)          | (23,782,701)          |             |
| Treasury shares - 7,606,000 shares  |   | (29,435,220)          | (29,435,220)          |             |
| Minority interest   |   | (7,019,276)           | (7,008,533)           |             |
|   |   |                       |                       |             |
| ₱   |   | 146,653,247           | ₱                     | 146,391,735 |



**APC GROUP INC. AND SUBSIDIARIES**  
**CONSOLIDATED STATEMENTS OF CASH FLOWS**

|  | For the Three Months Ended March 31 |                    |             |                    |
|--|-------------------------------------|--------------------|-------------|--------------------|
|  | 2023                                |                    | 2022        |                    |
|  | (Unaudited)                         |                    | (Unaudited) |                    |
| <b>CASH FLOWS FROM OPERATING ACTIVITIES</b>                  |                                     |                    |             |                    |
| Loss before income tax                                       | ₱                                   | (696,769)          | ₱           | (1,474,873)        |
| Adjustments for:   |                                     |                    |             |                    |
| Interest income  |                                     | (103,047)          |             | (30,938)           |
| Dividend income  |                                     | (319,476)          |             | -                  |
| Depreciation and amortization                                |                                     | -                  |             | 5,207              |
| Operating loss before working capital changes                |                                     | (1,119,292)        |             | (1,500,604)        |
| Decrease (increase) in:                                      |                                     |                    |             |                    |
| Trade and other receivables                                  |                                     | 131,454            |             | (403,210)          |
| Other current assets   |                                     | 13,390             |             | 8,931              |
| Decrease in:   |                                     |                    |             |                    |
| Trade and other payables                                     |                                     | (857,746)          |             | 55,161             |
| Cash used in operations                                      |                                     | (1,832,193)        |             | (1,839,724)        |
| Interest received  |                                     | 103,047            |             | 30,938             |
| Dividends received   |                                     | 319,476            |             | -                  |
| <b>Net cash used in operating activities</b>                 |                                     | <b>(1,409,671)</b> |             | <b>(1,808,786)</b> |
| <b>CASH FLOWS FROM INVESTING ACTIVITIES</b>                  |                                     |                    |             |                    |
| Increase in deferred exploration costs and noncurrent assets |                                     | (51,104)           |             | (87,669)           |
| <b>Net cash used in investing activities</b>                 |                                     | <b>(51,104)</b>    |             | <b>(87,669)</b>    |
| <b>NET DECREASE IN CASH AND CASH EQUIVALENTS</b>             |                                     | <b>(1,460,775)</b> |             | <b>(1,896,455)</b> |
| <b>CASH AND CASH EQUIVALENTS AT BEGINNING OF PERIOD</b>      |                                     | <b>17,969,394</b>  |             | <b>13,976,898</b>  |
| <b>CASH AND CASH EQUIVALENTS AT END OF PERIOD</b>            | ₱                                   | <b>16,508,619</b>  | ₱           | <b>12,080,443</b>  |

## Item 2. Management Discussion and Analysis of Financial Condition and Results of Operations

### Consolidated Statements of Financial Position

|  | March 31, 2023<br>(Unaudited) | December 31, 2022<br>(Audited) | Horizontal Analysis<br>Increase (Decrease) |      | Vertical Analysis |      |
|--|-------------------------------|--------------------------------|--|------|-------------------|------|
|  |                               |                                | Amount                                     | %    | 2023              | 2022 |
| <b>ASSETS</b>  |                               |                                |  |      |                   |      |
| <b>Current Assets</b>  |                               |                                |  |      |                   |      |
| Cash and cash equivalents  | ₱ 16,508,619                  | ₱ 17,969,394                   | (1,460,775)                                | -8%  | 6%                | 7%   |
| Trade and other receivables - net  | 1,486,567                     | 1,618,021                      | (131,454)                                  | -8%  | 1%                | 1%   |
| Other current assets   | 29,022                        | 42,412                         | (13,390)                                   | -32% | 0%                | 0%   |
| Total Current Assets   | 18,024,208                    | 19,629,827                     | (1,605,619)                                | -8%  | 7%                | 8%   |
| <b>Noncurrent Assets</b>   |                               |                                |  |      |                   |      |
| Investment property  | 9,156,000                     | 9,156,000                      | -  | 0%   | 4%                | 4%   |
| Financial assets at fair value through other comprehensive income                    | 3,052,320                     | 3,020,525                      | 31,795                                     | 1%   | 1%                | 1%   |
| Deferred exploration costs and other noncurrent assets                               | 227,875,184                   | 227,824,080                    | 51,104                                     | 0%   | 88%               | 88%  |
| Total Noncurrent Assets  | 240,083,504                   | 240,000,605                    | 82,899                                     | 0%   | 93%               | 92%  |
|  | ₱ 258,107,712                 | ₱ 259,630,432                  | (1,522,720)                                | -1%  | 100%              | 100% |
| <b>LIABILITIES AND EQUITY</b>  |                               |                                |  |      |                   |      |
| <b>Current Liabilities</b>   |                               |                                |  |      |                   |      |
| Trade and other payables   | ₱ 27,994,627                  | ₱ 28,852,367                   | (857,740)                                  | -3%  | 11%               | 11%  |
| Advances from a related party  | 79,978,631                    | 79,978,631                     | (0)  | 0%   | 31%               | 31%  |
| Total Current Liabilities  | 107,973,258                   | 108,830,998                    | (857,740)                                  | -1%  | 42%               | 42%  |
| <b>Noncurrent Liabilities</b>  |                               |                                |  |      |                   |      |
| Accrued retirement costs   | 3,481,207                     | 3,481,207                      | -  | 0%   | 1%                | 1%   |
| Total Noncurrent Liabilities   | 3,481,207                     | 3,481,207                      | -  | 0%   | 1%                | 1%   |
| Total Liabilities  | 111,454,465                   | 112,312,205                    | (857,740)                                  | -1%  | 43%               | 43%  |
| <b>Equity Attributable to Equity Holders of the Parent Company</b>                   |                               |                                |  |      |                   |      |
| Capital stock  | 63,880,788                    | 63,880,788                     | -  | 0%   | 25%               | 25%  |
| Additional paid-in capital   | 144,295,958                   | 144,295,958                    | -  | 0%   | 56%               | 56%  |
| Unrealized gain on financial assets at fair value through other comprehensive income | 2,204,319                     | 2,172,524                      | 31,795                                     | 1%   | 1%                | 1%   |
| Remeasurement loss on defined benefit obligation                                     | (251,723)                     | (251,723)                      | -  | 0%   | 0%                | 0%   |
| Equity reserves  | (3,140,235)                   | (3,140,235)                    | -  | 0%   | -1%               | -1%  |
| Deficit  | (23,881,364)                  | (23,189,323)                   | (692,041)                                  | 3%   | -9%               | -9%  |
| Treasury shares - 7,606,000 shares   | (29,435,220)                  | (29,435,220)                   | -  | 0%   | -11%              | -11% |
| Total Equity Attributable to Equity Holders of the Parent Company                    | 153,672,523                   | 154,332,769                    | (660,246)                                  | 0%   | 60%               | 59%  |
| Equity Attributable to Non-controlling Interests                                     | (7,019,276)                   | (7,014,542)                    | (4,734)                                    | 0%   | -3%               | -3%  |
| Total Equity   | 146,653,247                   | 147,318,227                    | (664,980)                                  | 0%   | 57%               | 57%  |
|  | ₱ 258,107,712                 | ₱ 259,630,432                  | (1,522,720)                                | -1%  | 100%              | 100% |

As of March 31, 2023, consolidated assets of APC Group, Inc. and its subsidiaries (the Company) amounted to ₱258.1M million, ₱1.5 million (0.1%) lower compared to the December 31, 2022 balance of ₱259.6 million.

- Cash decreased due to the disbursements for the capital gains tax amounting to ₱0.5 million related to the sale of land last year, payment for 2022 financial audit amounting to ₱0.4 million, payment to PSE for this year's annual listing maintenance fee amounting to ₱0.3 million and payment for corporate secretary services amounting to ₱0.2 million.

The Company's consolidated liabilities amounted to ₱111 million. The movement in this account pertains to the payment of the accrued and other payables.

Total equity as of March 31, 2023 and December 31, 2022 amounted to ₱146.7 million and ₱147.3 million, respectively. The decline, amounting to ₱0.7 million is attributable to the comprehensive loss incurred during the period.

There were no off-balance sheet transactions.

## Consolidated Statements of Comprehensive Income

|  | 2023                            |                                    | 2022                            |                                    | Horizontal Analysis           |             | Vertical Analysis |               |
|--|---------------------------------|------------------------------------|---------------------------------|------------------------------------|-------------------------------|-------------|-------------------|---------------|
|  | 1st Quarter<br>January to March | Year-to-date<br>(January to March) | 1st Quarter<br>January to March | Year-to-date<br>(January to March) | Increase (Decrease)<br>Amount | %           | 2023<br>%         | 2022<br>%     |
| <b>INCOME</b>  |                                 |                                    |                                 |                                    |                               |             |                   |               |
| Interest income  | 103,047 ₱                       | 103,047                            | 30,938 ₱                        | 30,938                             | 72,109                        | 233%        | 24%               | 100%          |
| Dividend income  | 319,476                         | 319,476                            | -                               | -                                  | 319,476                       | 0%          | 76%               | 0%            |
|  | 422,523                         | 422,523                            | 30,938                          | 30,938                             | 391,585                       | 1266%       | 100%              | 100%          |
| <b>EXPENSES</b>  |                                 |                                    |                                 |                                    |                               |             |                   |               |
| General and administrative expenses  | (1,119,292)                     | (1,119,292)                        | (1,505,811)                     | (1,505,811)                        | 386,520                       | -26%        | -265%             | -4867%        |
| <b>NET LOSS BEFORE AND AFTER INCOME TAX</b>  | <b>(696,769) 0</b>              | <b>(696,769)</b>                   | <b>(1,474,873) 0</b>            | <b>(1,474,873)</b>                 | <b>778,105</b>                | <b>-53%</b> | <b>-165%</b>      | <b>-4767%</b> |
| <b>OTHER COMPREHENSIVE INCOME (LOSS)</b>   |                                 |                                    |                                 |                                    |                               |             |                   |               |
| Unrealized loss on financial assets at fair value through other comprehensive income | 31,795                          | 31,795                             | 190,770                         | 190,770                            | (158,975)                     | 0%          | 8%                | 617%          |
| Remeasurement gain/(loss) on defined benefit obligation                              | -                               | -                                  | -                               | -                                  | -                             | -           | -                 | -             |
| <b>TOTAL COMPREHENSIVE LOSS</b>  | <b>(664,974) 0</b>              | <b>(664,974)</b>                   | <b>(1,284,103) 0</b>            | <b>(1,284,103)</b>                 | <b>619,130</b>                | <b>-48%</b> | <b>-157%</b>      | <b>-4151%</b> |

The Company ended the 1st quarter of 2023 with total net loss of Php0.7 million. This lower net loss versus the loss incurred in the same period in 2022 is attributable to timing of expenditures. The Company continues to optimize and manage its costs.

Dividend income from PLC, which was declared and paid out earlier this year, contributed to bringing the Company's comprehensive loss to ₱0.7 million as of March 31, 2023.

As of March 31, 2023, except for what has been noted in the preceding, there were no material events or uncertainties known to management that had a material impact on past performance, or that would have a material impact on the future operations, in respect of the following:

- Known trends, demands, commitments, events or uncertainties that would have a material impact on the Company;
- Material commitments for capital expenditures that are reasonably expected to have a material impact on the Company's short-term or long-term liquidity;
- Known trends, events or uncertainties that have had or that are reasonably expected to have a material favorable or unfavorable impact on net sales/revenues/income from continuing operations;
- Significant elements of income or loss that did not arise from the Company's continuing operations;
- Seasonal aspects that had a material impact on the Company's results of operations; and
- Material changes in the financial statements of the Company for the periods ended March 31, 2023 and March 31, 2022, except those mentioned above.

## KEY PERFORMANCE INDICATORS

Management uses the following key performance indicators to evaluate the performance of the Company and its subsidiaries. Except for Net Income, these key performance indicators are not measurements in accordance with Philippine Financial Reporting Standards (PFRS) and should not be considered as an alternative to net income or any other measure of performance which are in accordance with PFRS.

1. **Return on Assets Ratio (ROA).** Return on Assets is an indicator of how profitable a company is relative to its total assets. ROA gives an idea as to how efficient management is at using its assets to generate earnings and is calculated by dividing the Company's annual earnings by its total assets.
2. **Return on Equity Ratio (ROE).** Return on Equity measures how much profit is generated with the money shareholders have invested in the Company. It is expressed as a percentage and calculated by dividing net income by total Stockholders' Equity.
3. **Current Ratio.** Current ratio is computed by dividing current assets by current liabilities. This indicates the liquidity of the Company in the short term and measures the peso amount of current asset available to cover a peso amount of current liability.
4. **Debt-to-Equity Ratio (DER).** DER gives an indication of the Company's leverage position and is computed by dividing total liabilities with total stockholders' equity.

5. **Asset-to-Equity Ratio (AER).** Asset-to-Equity Ratio is computed using total assets divided by the total stockholders' equity. This ratio shows the relationship of the total assets of the firm owned by shareholders and an indicator of the leverage used to finance the Company.

The table below shows the comparative figures of the key performance indicators for the period in review.

|                        | YTD<br>March 31, 2023 | YTD<br>December 31, 2022 | YTD<br>March 31, 2022 |
|------------------------|-----------------------|--------------------------|-----------------------|
| Return on Assets Ratio | (0.00)                | (0.00)                   | (0.01)                |
| Return on Equity Ratio | (0.00)                | (0.01)                   | (0.01)                |
| Current Ratio          | 0.17                  | 0.18                     | 0.14                  |
| Debt to Equity Ratio   | 0.76                  | 0.76                     | 0.76                  |
| Asset to Equity Ratio  | 1.76                  | 1.76                     | 1.76                  |

Discussion on the key performance indicators

**Return on Assets Ratio and Return on Equity Ratio**

The Company's ROA and ROE as of March 31, 2023 and 2022 are negative due to the reported net loss for both years. There is no significant change in the ROA and ROE of the Company as of March 31, 2023 and 2022.

**Current Ratio**

Current ratio decreased from 0.18 as of December 31, 2022 to 0.17 as of March 31, 2023 due to the decline in the cash balance of the Company as discussed above.

**Debt to Equity Ratio**

There is no significant change in the Debt to Equity Ratio of the Company as of December 31, 2022 and as of March 31, 2023.

**Assets to Equity Ratio**

There is no significant change in the Assets to Equity Ratio of the Company as of December 31, 2022 and as of March 31, 2023.

**PART II OTHER INFORMATION**

Other than what has been reported, no event has since occurred.

## ANNEX TO THE MD&A SECTION

### 1. PRINCIPLES OF CONSOLIDATION

The consolidated financial statements include the accounts of the Parent Company and the following subsidiaries (collectively referred to as the “Company”):

| Subsidiaries   | Percentage of Ownership |          |        |
|--|-------------------------|----------|--------|
|  | Direct                  | Indirect | Total  |
| Aragorn Power & Energy Corporation (APEC) <sup>(1)</sup>   | 97.6%                   | -        | 97.6%  |
| PRC Magma Energy Resources Inc. (PRC-Magma) <sup>(2)</sup> | -                       | 85.0%    | 85.0%  |
| APC Cement Corporation (APC Cement) <sup>(2)</sup>         | 100.0%                  | -        | 100.0% |
| APC Energy Resources, Inc. (APC Energy) <sup>(2)</sup>     | 100.0%                  | -        | 100.0% |
| APC Mining Corporation (APC Mining) <sup>(2)</sup>         | 83.3%                   | -        | 83.3%  |

*(1) Still in exploration stage*

*(2) Still in the pre-operating stage*

### 2. RISK EXPOSURES

#### **Financial Risk Management**

The Company has risk management policies that systematically view the risks that could prevent the Company from achieving its objectives. These policies are intended to manage risks identified in such a way that opportunities to deliver the Company’s objectives are achieved. The Company’s risk management takes place in the context of day-to-day operations and normal business processes such as strategic planning and business planning. It is also established to identify and manage the Company’s exposure to financial risks, to set appropriate transaction limits and controls, and to monitor and assess risks and compliance to internal control policies.

Management has identified each risk and is responsible for coordinating and continuously improving risk strategies, processes and measures in accordance with the established business objectives. The BOD has overall responsibility for the establishment and oversight of the Company’s risk management framework. Risk management policies and structure are reviewed regularly to reflect changes in market conditions and the activities of the Company.

The Company’s principal financial instruments comprise of cash and cash equivalents, receivables, security deposits, financial assets at FVOCI, trade and other payables (excluding statutory payables), and advances from a related party.

The main risks arising from the Company’s financial instruments are credit risk, liquidity risk and interest rate risk. The BOD reviews and approves policies for managing these risks. These are summarized below.

#### Credit Risk

Credit risk is the risk that the obligations of the Company will not be repaid on time and in full as contracted, resulting in a financial loss. It is inherent to the business as potential losses may arise due to the failure of its counter parties to fulfill their obligations on maturity dates or due to adverse market conditions.

Generally, the credit risk of the Company is attributable to financial assets at amortized cost. The Company maintains credit policies and continuously monitors defaults of customers and other counter parties, identified either individually or by group, and incorporate this information into its credit risk controls. Managing credit risk has both qualitative and quantitative aspects. Credit officers must evaluate the credit quality of the counterparties and assign internal credit ratings upon this evaluation.

The Company defines credit exposure as all transactions where losses might occur due to the fact that counterparties may not fulfill their contractual payment obligations based on original contractual terms. The Company’s exposure to credit risk arises from default of the counterparty, with a maximum exposure equal to the carrying amounts of these financial assets. Credit risk from cash in banks is mitigated by transacting only with reputable banks duly approved by management.

#### Liquidity Risk

Liquidity risk is the risk that the Company will not be able to meet its financial obligations as they fall due. The Company's objectives to managing liquidity risk is to ensure, as far as possible, that it will always have sufficient liquidity to meet its liabilities when due, under both normal and stressed conditions, without incurring unacceptable losses or risking adverse effect to the Company's credit standing.

The Company seeks to manage its liquid funds through cash planning on a weekly basis. As part of its liquidity risk management, the Group regularly evaluates its projected and actual cash flows. It also continuously assesses conditions in the financial markets for opportunities to pursue fund raising activities.

#### Equity Price Risk

The Company's investments in equity securities are susceptible to market price risk arising from uncertainties about future values of the investment securities. The Company manages the equity price risk through diversification and placing limits on individual and total equity instruments. Reports on the equity portfolio are submitted to the Company's senior management on a regular basis. The Company's BOD reviews and approves all equity investment decisions.

There is no material change in the financial risk exposures of the company and its subsidiaries particularly on currency, interest, credit, market and liquidity risks on its March 31, 2023 interim financial statements compared to the December 31, 2022 audited consolidated financial statements of APC Group Inc.

#### Fair value of Financial Instruments

A comparison by category of the carrying values and estimated fair values of the Company's financial instruments that are carried in the consolidated financial statements as of March 31, 2022 and December 31, 2022 are as follows:

|  | March 31, 2023     |                    | December 31, 2022  |                    |
|--|--------------------|--------------------|--------------------|--------------------|
|  | Carrying Value     | Fair Value         | Carrying Value     | Fair Value         |
| Financial assets:                          |                    |                    |                    |                    |
| Loans and receivables:                     |                    |                    |                    |                    |
| Cash and cash equivalents*                 | 16,458,619         | 16,458,619         | 17,966,044         | 17,966,044         |
| Trade and other Receivables                | 1,486,567          | 1,486,567          | 1,618,021          | 1,618,021          |
| Deposits**                                 | 23,821             | 23,821             | 23,821             | 23,821             |
| AFS financial assets                       | 3,052,320          | 3,052,320          | 3,020,525          | 3,020,525          |
| <b>Total financial assets</b>              | <b>21,021,328</b>  | <b>21,021,328</b>  | <b>22,628,411</b>  | <b>22,628,411</b>  |
| Financial liabilities -                    |                    |                    |                    |                    |
| Other financial liabilities:               |                    |                    |                    |                    |
| Trade and other payables***                | 27,985,381         | 27,985,381         | 28,828,136         | 28,828,136         |
| Advances from related parties              | 79,978,631         | 79,978,631         | 79,978,631         | 79,978,631         |
| <b>Total current financial liabilities</b> | <b>107,964,012</b> | <b>107,964,012</b> | <b>108,806,767</b> | <b>108,806,767</b> |

\*Excluding cash on hand amounting to ₱50,000 as at March 31, 2023 and ₱3,350 as of December 31, 2022

\*\* Included in "Other noncurrent assets" account

\*\*\*Excluding statutory liabilities.

#### Cash and Cash Equivalents, Trade and Other Receivables, Trade and Other Payables and Advances from Related Parties

Due to the short-term nature of the transactions, the carrying values approximate the fair values at reporting dates.

#### Financial Assets at FVOCI

The fair values of quoted equity securities were determined by reference to market bid quotes as at reporting dates.

#### Deposits and Subscription Payable

Due to non-availability of definite payment terms, there is no reliable source of fair values as at reporting dates.

The following tables provide the fair value measurement hierarchy of the Company's assets and liabilities as at

March 31, 2023 and December 31, 2022:

| March 31, 2023                 |       |            |         |           |             |
|--------------------------------|-------|------------|---------|-----------|-------------|
|                                | Total |            | Level 1 |           | Level 3     |
| Assets measured at fair value: |       |            |         |           |             |
| Investment properties          | ₱     | 9,156,000  | ₱       | –         | ₱ 9,156,000 |
| Financial assets at FVOCI      |       | 3,052,320  |         | 3,052,320 | –           |
| Total financial assets         | ₱     | 12,208,320 | ₱       | 3,052,320 | ₱ 9,156,000 |

| December 31, 2022              |       |            |         |           |             |
|--------------------------------|-------|------------|---------|-----------|-------------|
|                                | Total |            | Level 1 |           | Level 3     |
| Assets measured at fair value: |       |            |         |           |             |
| Investment properties          | ₱     | 9,156,000  | ₱       | –         | ₱ 9,156,000 |
| Financial assets at FVOCI      |       | 3,020,525  |         | 3,020,525 | –           |
| Total financial assets         | ₱     | 12,176,525 | ₱       | 3,020,525 | ₱ 9,156,000 |

There were no transfers between Level 1 and Level 2 fair value measurements and no transfers into and out of Level 3 fair value measurements during the period ended March 31, 2023 and year ended December 31, 2022.

### 3. OTHER REQUIRED DISCLOSURES

- A.) The attached interim financial reports were prepared in accordance with accounting standards generally accepted in the Philippines. The accounting policies and methods of computation followed in these interim financial statements are the same compared with the audited financial Statements for the period ended December 31, 2022.
- B.) Except as reported in the Management’s Discussion and Analysis of Financial Condition and Results of Operations (“MD&A”), there were no unusual items affecting assets, liabilities, equity, net income or cash flows for the interim period.
- C.) There were no material changes in estimates of amounts reported in prior periods that have material effects in the current interim period.
- D.) Except as disclosed in the MD&A, there were no other issuance, repurchase and repayments of debt and equity securities.
- E.) There were no material events that occurred subsequent to March 31, 2023 and up to the date of this report that need disclosure herein.
- F.) There were no changes in the composition of the Company during the interim period such as business combinations, acquisition or disposals of subsidiaries and long-term investments, restructuring and discontinued operations.
- G.) There were no changes in contingent liabilities or contingent assets since December 31, 2022 and as of March 31, 2023.
- H.) There exist no material contingencies and other material events or transactions affecting the current interim period.

## FINANCIAL STATEMENTS

The Audited Financial Statements and Supplementary Schedules for the year 2022 are filed as part of Form 17A.

### APC GROUP AND SUBSIDIARIES

#### INDEX TO FINANCIAL STATEMENTS AND SUPPLEMENTARY SCHEDULES FORM 17-A, Item 7

#### Consolidated Financial Statements

|   |        |
|---|--------|
| Statement of Management's Responsibility for Financial Statements                                 | Report |
| Report of Independent Auditors  |        |
| Consolidated Statement of Financial Position as of December 31, 2022 and 2021                     | CSFP   |
| Consolidated Statements Comprehensive Income for the years ended December 31, 2022, 2021 and 2020 | CSCI   |
| Consolidated Statements of Changes in Equity for the years ended December 31, 2022, 2021 and 2020 | CSCE   |
| Consolidated Statements of Cash Flows for the years ended December 31, 2022, 2021 and 2020        | CSCF   |
| Notes to Consolidated Financial Statements  |        |

#### Supplementary Schedules

##### Report of Independent Auditors on Supplementary Schedules:

|  |                |
|--|----------------|
| I. Map of the Relationships of the Companies within the Group  | Attached       |
| II. Supplementary Schedules Required by Paragraph 6D, Part II of SRC Rule 68, as Amended (2011)                  |                |
| A. Financial Assets  | Attached       |
| B. Amounts Receivable from Directors, Officers, Employees, and Principal Stockholders (Other than Related Party) | Attached       |
| C. Amount Receivable from Related Parties which are Eliminated during the Consolidation of Financial Statements  | Attached       |
| D. Intangible Assets - Other Assets  | Attached       |
| E. Long-term Debt  | Not Applicable |
| F. Indebtedness to Related Parties   | Not Applicable |
| G. Guarantees of Securities of Other Issuers   | Not Applicable |
| H. Capital Stock   | Attached       |
| III. Financial Ratios – Key Performance Indicators   | Attached       |
| IV. Schedule of all the effective standards and interpretation   | Attached       |
| V. Reconciliation of Retained Earning Available for Dividend Declaration   | Not Applicable |



## Compliance with Corporate Governance Practices

The Company remains focused on ensuring the adoption of systems and practices of good corporate governance in enhancing value for its shareholders. The following are measures being undertaken by the Company to fully comply with the adopted leading practices on good corporate governance.

Despite the restrictions imposed in 2022 due to the pandemic, the Company was able to comply with the guidelines set by the SEC on disclosures and holding of its Annual Stockholders' Meeting on June 9, 2022 via webinar as a virtual format.

### Board Attendance

Regular meetings of the Board are scheduled before the beginning of the year and are held at least six (6) times annually. Special meetings may also be called by the Chairman, the President or Corporate Secretary. A director's absence or non-participation in more than fifty percent (50%) of all meetings in a year is a ground for temporary disqualification in the succeeding election. During 2022, each of the Company's directors have complied with the requirements to continue carrying out their functions. Majority of the Board and Committee meetings were held virtually as allowed by the SEC during the quarantine period.

Below table shows the attendance of each board member in the meetings conducted during 2022:

| Board of Directors         | 21-Feb-22 | 7-Apr-22 | 4-May-22 | 9-Jun-22 <sup>1</sup> | 9-Jun-22 <sup>2</sup> | 4-Aug-22 | 10-Nov-22 | 7-Dec-22 |
|----------------------------|-----------|----------|----------|-----------------------|-----------------------|----------|-----------|----------|
| Oder, Willy                | ✓         | ✓        | ✓        | ✓                     | ✓                     | ✓        | x         | ✓        |
| Aguirre, Ian Jason R.      | ✓         | ✓        | ✓        | ✓                     | ✓                     | ✓        | ✓         | ✓        |
| Alunan, Rafael M. III (ID) | ✓         | ✓        | ✓        | ✓                     | ✓                     | ✓        | ✓         | ✓        |
| Ongsip, Jackson T.         | ✓         | ✓        | ✓        | ✓                     | ✓                     | ✓        | ✓         | ✓        |
| Tan, Emundo L.             | ✓         | ✓        | ✓        | ✓                     | ✓                     | ✓        | ✓         | x        |
| Tiu, Jerry C. (ID)         | ✓         | ✓        | ✓        | ✓                     | ✓                     | ✓        | ✓         | ✓        |
| Yap, Virginia A.           | ✓         | ✓        | ✓        | ✓                     | ✓                     | ✓        | ✓         | ✓        |

<sup>1</sup> - Annual Stockholders' Meeting

<sup>2</sup> - Board Organizational Meeting

### Board Performance Evaluation

The Company conducts annual performance evaluations of the Board, its individual members and Board Committees to ensure optimum Board performance. In this evaluation process, directors identify areas for improvement, some of which are: the timeliness and integrity of information given to them, directors' access to management, the Corporate Secretary and Board Advisors, and other forms of assistance as needed. The Board reviews the results of these evaluations and agrees on clear action plans to address any issues raised.

In line with governance best practices, the board evaluations may be facilitated by a third-party independent assessor every three (3) years reckoned from January 1, 2017 (effectivity date of the 2016 Code of Corporate Governance for Publicly Listed Companies). This evaluation system was established by the Company to measure or determine the level of compliance of the Board and top-level management with the Company's Manual on Corporate Governance.

The Board members assessed the Board as a whole based on their balance/diversity, competencies, background and experience. Board efficiency and importance as well as board activities were also given the appropriate ratings.

The six (6) Board Committees were also assessed based on their performance.

Individual performances were also assessed based on independence, participation and diligence.

Likewise, Chairperson and CEO were assessed for their leadership, integrity, diligence and adherence to corporation governance, while the following key officers were also evaluated for the over-all performance:

1. Chief Risk Officer
2. Chief Compliance Officer
3. Internal Audit Head

The assessments for the 2022 performance were conducted within the first quarter of 2023.

### **Continuing Education Programs**

The Board identifies areas of continuing education on corporate governance topics they require. To keep the Board and key officers well-informed of governance-related developments, regular annual education programs are conducted in coordination with SM Investments Corporation and training providers duly accredited by the SEC. The Company plans to improve its corporate governance through these continuing education programs by applying appropriate and reasonable learnings to have a more effective and efficient policies.

The annual trainings for 2022 are as follows:

| <b>Name</b>                  | <b>Training Provider</b> | <b>Date</b> | <b>Topic</b>   |
|------------------------------|--------------------------|-------------|--|
| Willy N. Ocier               | BDO                      | 20-Jul-22   | Sustainability and the Role of Boards<br>Geopolitical Risk |
| Ian Jason R. Aguirre         | BDO                      | 20-Jul-22   |  |
| Jackson T. Ongsip            | BDO                      | 20-Jul-22   |  |
| Edmundo L. Tan               | BDO                      | 20-Jul-22   |  |
| Virginia A. Yap              | BDO                      | 20-Jul-22   |  |
| Jerry C. Tiu                 | BDO                      | 20-Jul-22   |  |
| Rafael M. Alunan III         | BDO                      | 20-Jul-22   |  |
| Marie Joy T. Co              | BDO                      | 20-Jul-22   |  |
| Richard Anthony D. Alcazar   | BDO                      | 20-Jul-22   |  |
| Anna Josefina G. Esteban     | BDO                      | 20-Jul-22   | 8th Annual Forum on Governance, Ethics<br>and Compliance   |
| Nicole Bernadette M. Dulay   | GGAPP                    | 10-Nov-22   |  |
| Michelle Angeli T. Hernandez | BDO                      | 20-Jul-22   |  |
|                              |                          |             | Sustainability and the Role of Boards<br>Geopolitical Risk |

Management also regularly attends roundtable discussions organized by the SEC, Philippine Stock Exchange and other regulators to be kept abreast of the new memorandum circulars, notices and advisories. The Board and Management are apprised of such, and thereafter cascaded to concerned employees for immediate implementation and full compliance.

### **Manual on Corporate Governance**

In compliance with the initiative of the SEC, APC submitted its Revised Manual on Corporate Governance (the “Revised Manual”) to the SEC. The Revised Manual institutionalizes the principles of good corporate governance in the entire Company. APC believes that corporate governance, the framework of rules, systems and processes governing the performance of the Board and Management of their respective duties and responsibilities, and from which the organization’s values and ethics emerge, is of utmost importance to the Company’s shareholders and other stakeholders, which include, among others, clients, employees, suppliers, financiers, government and community in which it operates. The Company undertakes every effort possible to create awareness throughout the entire organization.

## Board Committees

Even prior to the submission of its Manual, the Company already created various Board-level committees. These committees were comprised of:

1. The Executive Committee – to oversee the management of the Company and is responsible for the Company's goals, finances and policies;
  2. Audit Committee – to review financial and accounting matters;
  3. Compensation and Remuneration Committee – to look into an appropriate remuneration system;
  4. Risk Oversight Committee – to review the policies and procedures relating to the identification, analysis, management, monitoring and reporting of financial and non-financial risks;
  5. Related Party Transactions Committee – to assess material agreements with related parties to ensure that the RPT are conducted at market rates and on an arm's length basis; and
  6. Corporate Governance Committee – to assist and advise the Board in performing corporate governance compliance responsibilities in relation with the Company's Revised Manual on Corporate Governance, the Philippine Code of Corporate Governance, and the disclosure rules of the SEC and the PSE.
- Nomination Committee – for the selection and evaluation of qualifications of directors and officers.

On May 9, 2018, the Nomination Committee was merged with the Corporate Governance Committee.

Each of the above is guided by their respective Committee Charters that indicates the purpose, composition, duties and responsibilities. The Board Committee Charters are reviewed annually.

Below are the Board Committee meetings held in 2022 which include the attendance of their respective members:

|  |                       |                       |                       |                       |                       |                       |
|--|-----------------------|-----------------------|-----------------------|-----------------------|-----------------------|-----------------------|
| <b>Executive Committee</b>                     |                       | <b>21-Feb-22</b>      |                       |                       |                       |                       |
| Chairman                                       | Ocier, Willy N.       |                       |                       |                       |                       |                       |
| Member   | Aguirre, Jason R.     |                       |                       |                       |                       |                       |
| Member   | Yap, Virginia A.      |                       |                       |                       |                       |                       |
|  |                       |                       |                       |                       |                       |                       |
| <b>Audit Committee</b>                         | <b>21-Feb-22</b>      | <b>7-Apr-22</b>       | <b>4-May-22</b>       | <b>4-Aug-22</b>       | <b>10-Nov-22</b>      | <b>7-Dec-22</b>       |
| Chairman (ID)                                  | Alunan, Rafael M. III | Alunan, Rafael M. III | Alunan, Rafael M. III | Alunan, Rafael M. III | Alunan, Rafael M. III | Alunan, Rafael M. III |
| Member   | Ongsip, Jackson T.    | Ongsip, Jackson T.    | Ongsip, Jackson T.    | Ongsip, Jackson T.    | Ongsip, Jackson T.    | Ongsip, Jackson T.    |
| Member (ID)                                    | Tiu, Jerry C.         | Tiu, Jerry C.         | Tiu, Jerry C.         | Tiu, Jerry C.         | Tiu, Jerry C.         | Tiu, Jerry C.         |
|  |                       |                       |                       |                       |                       |                       |
| <b>Corporate Governance Committee</b>          | <b>21-Feb-22</b>      | <b>7-Apr-22</b>       | <b>10-Nov-22</b>      | <b>7-Dec-22</b>       |                       |                       |
| Chairman (ID)                                  | Jerry C. Tiu          | Jerry C. Tiu          | Jerry C. Tiu          | Alunan, Rafael M. III |                       |                       |
| Member (ID)                                    | Alunan, Rafael M. III | Alunan, Rafael M. III | Alunan, Rafael M. III | Ongsip, Jackson T.    |                       |                       |
| Member   | Ongsip, Jackson T.    | Ongsip, Jackson T.    | Ongsip, Jackson T.    | Tiu, Jerry C.         |                       |                       |
|  |                       |                       |                       |                       |                       |                       |
| <b>Compensation and Remuneration Committee</b> | <b>21-Feb-22</b>      | <b>4-Aug-22</b>       |                       |                       |                       |                       |
| Chairman                                       | Ocier, Willy N.       | Ocier, Willy N.       |                       |                       |                       |                       |
| Member   | Tan, Edmundo L.       | Tan, Edmundo L.       |                       |                       |                       |                       |
| Member   | Yap, Virginia A.      | Yap, Virginia A.      |                       |                       |                       |                       |
|  |                       |                       |                       |                       |                       |                       |
| <b>Risk Oversight Committee</b>                | <b>21-Feb-22</b>      | <b>10-Nov-22</b>      | <b>7-Dec-22</b>       |                       |                       |                       |
| Chairman                                       | Ongsip, Jackson T.    | Ongsip, Jackson T.    | Alunan, Rafael M. III |                       |                       |                       |
| Member (ID)                                    | Tiu, Jerry C.         | Tiu, Jerry C.         | Ongsip, Jackson T.    |                       |                       |                       |
| Member (ID)                                    | Alunan, Rafael M. III | Alunan, Rafael M. III | Tiu, Jerry C.         |                       |                       |                       |
|  |                       |                       |                       |                       |                       |                       |
| <b>Related Party Transactions Committee</b>    | <b>21-Feb-22</b>      | <b>4-Aug-22</b>       |                       |                       |                       |                       |
| Chairman (ID)                                  | Tiu, Jerry C.         | Tiu, Jerry C.         |                       |                       |                       |                       |
| Member   | Ongsip, Jackson T.    | Ongsip, Jackson T.    |                       |                       |                       |                       |
| Member (ID)                                    | Alunan, Rafael M. III | Alunan, Rafael M. III |                       |                       |                       |                       |

ID - Independent Director

ID - Independent Director

## **Risk Oversight Committee**

The Company has adopted a risk management policy that establishes a culture of disclosing, evaluating and managing risks, from the Board and throughout the organization toward achieving its goals and objectives, which include, among others, the protection and preservation its employees' and clients' safety and welfare, the value and condition of its properties and assets, and its local and global reputation. The Company aligns its risk appetite with its long-term strategic objectives.

The Risk Oversight Committee (ROC) evaluates the effectiveness of the Company's risk management system on an annual basis. The Board of Directors, through the ROC, has reviewed the Company's risk management system for 2022 and has found the same effective and adequate.

## **The Audit Committee**

The Audit Committee reviews annually the effectiveness of the Company's internal control system, including information technology security and controls. To facilitate their review, the Committee understands and evaluates the scope of the internal and external auditors' review of internal controls over financial reporting, and obtains regular reports on significant findings and recommendations, together with management's responses, to obtain reasonable assurance that the Company's key organizational and procedural controls are effective, appropriate and complied with.

The Board of Directors, through the Audit Committee, has reviewed the effectiveness of the Company's internal control system, including the information technology security controls. Effective and adequate internal control mechanisms are in place, implemented and properly complied with for the year 2022.

## **Corporate Objectives**

The Board establishes the corporate objectives, which are:

- To create opportunities for growth through strategic and viable investments and to enhance shareholder value for APC's partners and investors; and
- To promote mutually beneficial relationship with all the stakeholders that is grounded on transparency, integrity and respect and to enhance the quality of life of the communities it serves.
- Participation in activities that develop the quality of life in the communities it serves through scholarship and other programs for ancestral domains.

## **Code of Business Conduct and Ethics**

The Company remains committed to align with the best corporate governance practices following the release of the 2016 Code of Corporate Governance for Publicly-Listed Companies. In addition to the Revised Manual, the Company's Code of Business Conduct and Ethics (CBCE) defines good governance, ethics and compliance practices expected throughout the organization. The Revised Manual and CBCE are communicated to directors, officers and employees to ensure familiarity and adherence. These documents are also made public through the Company's website.

## **Governance Policies**

Corporate policies on governance were developed, submitted to and approved by the Board to protect the interests and rights of the shareholders and stakeholders and to promote transparency and accountability. Such governance related policies are shown below and may be viewed through the APC Corporate website <http://www.apcaragorn.net>: These policies and procedures are initially cascaded throughout the organization via email blast, intranet portal and annual corporate governance trainings. The Board, through its various Board Committees, ensures that adequate internal control mechanisms are implemented and properly complied in all levels.

1. Accountability, Integrity and Vigilance (Whistle-Blowing)
2. Alternative Dispute Resolution
3. Board Diversity

4. Conflict of Interest
5. Corporate Disclosures
6. Directors' Board Seats Held in Other Companies
7. Employees' Safety, Health and Welfare
8. Gifts / Hospitality / Entertainment
9. Insider Trading
10. Related Party Transactions
11. Succession Planning and Retirement Age for Directors and Key Officers
12. Tenure of Independent Directors
13. Vendor Accreditation and Selection
14. Material Related Party Transactions

### Alternative Dispute Resolution

A neutral third party participates to assist in the resolution of issues between the Company and stockholders, third parties and regulatory authorities. The alternative dispute resolution system may include arbitration, mediation, conciliation, early neutral evaluation, mini-trial, or any combination thereof, as the Company and the circumstances sees fit.

Consideration is given to the need to promote candor through confidentiality of the process, the policy of fostering prompt, economical, and amicable resolution of disputes in accordance with the principles of integrity of determination by the parties, and the policy that the decision-making authority in the process rests with the parties. There were no conflicts between the Company and its stockholders, the Company and third parties, and the Company and regulatory authorities, for the last three years.

### Board Diversity

The Corporate values and promotes a diversity policy in the composition of our Board to reinforce its effectiveness in providing strategic direction, oversight and compliance with laws and regulations.

Diversity in age, gender, ethnicity, experience, field expertise, and personal qualities shall be considered by the Board as it installs a process of selection to ensure a mix of competent directors and key officers. Diversity will foster critical discussion and promote balanced decisions by the Board by utilizing the difference in perspective of its directors.

| APC Board Skill Set Matrix                                      |     |         |  | INDUSTRY EXPERIENCE / EXPERTISE / COMPETENCIES |                       |         |            |           |         |                       |           |           |            |                  |     |            |               |        |             |        |                 |               |
|---|-----|---------|--|--|-----------------------|---------|------------|-----------|---------|-----------------------|-----------|-----------|------------|------------------|-----|------------|---------------|--------|-------------|--------|-----------------|---------------|
| NAME and DESIGNATION  | AGE | GEN DER | EDUCATIONAL BACKGROUND   | Accounting / Audit                             | Anti-Money Laundering | Banking | Corp. Gov. | Economics | Finance | Hospitality / Leisure | IT / Comm | Insurance | Investment | Internal Control | Law | Management | Manufacturing | Mining | Real Estate | Retail | Risk Management | Sales & Mktg. |
| Willy N. Ocier<br>Chairman                                      | 64  | M       | Bachelor of Arts in Economics  |  |                       |         | ✓          | ✓         | ✓       | ✓                     | ✓         |           | ✓          |                  |     | ✓          |               |        | ✓           | ✓      | ✓               | ✓             |
| Ian Jason R. Aguirre<br>President and CEO<br>Executive Director | 45  | M       | Bachelor of Science in Industrial Engineering<br>Master in Business Management       | ✓  | ✓                     |         | ✓          | ✓         | ✓       |                       |           |           | ✓          | ✓                |     | ✓          |               | ✓      | ✓           |        |                 |               |
| Jackson T. Ongsip<br>Non-Executive Director                     | 47  | M       | Bachelor of Science in Accountancy   | ✓  | ✓                     |         | ✓          | ✓         | ✓       | ✓                     |           |           | ✓          |                  |     | ✓          |               |        | ✓           | ✓      | ✓               |               |
| Edmundo L. Tan<br>Director                                      | 74  | M       | Bachelor of Arts Degree<br>Bachelor's Degree in Law                                  |  | ✓                     | ✓       | ✓          |           | ✓       |                       |           | ✓         |            |                  | ✓   | ✓          |               | ✓      |             |        |                 |               |
| Virginia A. Yap<br>Director                                     | 69  | F       | Bachelor of Science Degree<br>Commerce, Accounting Major                             | ✓  |                       |         | ✓          | ✓         | ✓       | ✓                     |           | ✓         |            | ✓                |     | ✓          |               |        | ✓           |        | ✓               |               |
| Rafael M. Alunan III<br>Lead Independent Director               | 72  | M       | Master in Business Administration-Senior Executive Program and Public Administration | ✓  |                       |         | ✓          |           |         | ✓                     |           |           | ✓          |                  |     |            |               |        |             | ✓      | ✓               | ✓             |
| Jerry C. Tiu<br>Independent Director                            | 67  | M       | Bachelor of Science - Commerce major in Marketing                                    | ✓  | ✓                     | ✓       | ✓          | ✓         | ✓       | ✓                     |           |           | ✓          | ✓                |     | ✓          |               |        | ✓           |        | ✓               | ✓             |

**Directors' disclosures on self-dealing and related party transactions.**

All business decisions and actions must be based on the best interests of the Company and not motivated by personal considerations or relationships which may interfere with the exercise of independent judgment.

The Company aims to conduct business in accordance with the highest standards of business ethics. To this end, all business dealings should be compliant with all applicable laws and must not in any way compromise the good name and reputation of the Company.

All Directors, Officers and Employees shall act with utmost integrity and shall not engage in unfair dealing practices. The Company prohibits any conflict of interest, unfair competition, breach of trust, insider trading, or any other act inimical to the Company's interest.

All Directors, Officers and Employees are required to disclose in writing to the Management, within forty-eight (48) hours, any financial or personal interest in any transaction involving the Company to ensure that potential conflicts of interest are brought to the attention of Management.

Directors shall inhibit themselves from participating in any discussion, deliberation and decision-making concerning any issue or transaction where they may be conflicted.

The Company shall not extend loans to Directors and Officers unless these grants are conducted at arms-length basis and at prevailing market rates.

Directors, Officers and Employees are prohibited from buying or selling (trading) shares of stock of APC Group, Inc. using material non-public information and obtained by reason of position, contact within or other relationship with the Company. They are also prohibited from passing on such information to someone else who then buys or sells the Company's shares of stock.

Trading Restriction Period – Directors, Officers and Employees and covered persons mentioned above are prohibited from trading in APC Group, Inc. shares within the period five (5) trading days before and two (2) trading days after the disclosure of quarterly and annual financial results and any other material information.

This is pursuant to Section 13.2 of the PSE Disclosure Rules – “A Director or Principal Officer of an Issuer must not deal in the Issuer's securities during the period within which a material non-public information is obtained and up to two full trading days after the price sensitive information is disclosed.”

Reporting Requirements – Directors, Officers and Employees are required to report to the governance, Corporate Affairs and Investor Relations (GCAIR) Department all dealings in APC Group, Inc. shares within three (3) business days from the date of trading. All Directors and Key Officers covered by the SEC and PSE's reporting requirements with regard to their shareholdings in the Company shall do so immediately and correctly.

Directors' trading/ownership of Company shares as of December 31, 2022 is shown below:

| Name of Director/Officer | Number of Shares held<br>as of 12.31.2021 | Acquisition (+) | Disposition (-) | Number of Shares held<br>as of 3.31.2023 | % of Ownership |
|--------------------------|---|-----------------|-----------------|--|----------------|
| Willy N. Ocier           | 2,207,001                                 | -               | -               | 2,207,001                                | 0.03%          |
| Ian Jason R. Aguirre     | 1   | -               | -               | 1  | 0.00%          |
| Edmundo L. Tan           | 234,701                                   | -               | -               | 234,701                                  | 0.00%          |
| Virginia A. Yap          | 10,001                                    | -               | -               | 10,001                                   | 0.00%          |
| Jackson T. Ongsip        | 1   | -               | -               | 1  | 0.00%          |
| Jerry C. Tiu             | 487,001                                   | -               | -               | 487,001                                  | 0.01%          |
| Rafael M. Alunan III     | 1   | -               | -               | 1  | 0.00%          |
| <b>Total</b>             | <b>2,938,707</b>                          | -               | -               | <b>2,938,707</b>                         | <b>0.04%</b>   |

**For governance related issues or concerns, stakeholders may refer to:**

Governance and Corporate Affairs Department  
5th Floor Tower A, Two E-com Center  
Palm Coast Avenue, Mall of Asia Complex  
Pasay City 1300 Philippines  
Tel.No.:(632) 8662-8888  
Email: [governance@bellecorp.com](mailto:governance@bellecorp.com)

The Company, through its Chief Compliance Officer, stresses its compliance with applicable laws and adherence to ethical practices as stated in the CBCE and the Revised Manual. APC is not aware of any non-compliance with the Revised Manual by any of its directors, officers or employees.

**CERTIFICATION**

**UNDERTAKING TO PROVIDE COPIES OF THE INFORMATION  
STATEMENT AND THE ANNUAL REPORT**

UPON WRITTEN REQUEST OF ANY SHAREHOLDER OF RECORD ENTITLED TO NOTICE OF AND VOTE AT THE MEETING, THE COMPANY SHALL FURNISH SUCH SHAREHOLDER WITH A COPY OF THE COMPANY'S ANNUAL REPORT ON SEC FORM 17-A WITHOUT CHARGE. ANY SUCH WRITTEN REQUEST SHALL BE ADDRESSED TO:

**ATTY. RICHARD ANTHONY D. ALCAZAR**

Corporate Secretary

**Tan Acut Lopez & Pison Law Offices**

23<sup>rd</sup> Floor, Philippine Stock Exchange Centre

East Tower Exchange Road, Ortigas Center

Pasig City 1605



## 2023 ANNUAL STOCKHOLDERS’ MEETING

### **Guidelines for Participating via Remote Communication and Voting *in Absentia***

The 2023 Annual Stockholders’ Meeting (ASM) of APC Group, Inc. (“APC” or the “Company”) will be held on June 22, 2023, Thursday, at 1100 A.M. and the Board of Directors of the Company has fixed the end of trading hours of the Philippine Stock Exchange, Inc. on May 30, 2023 (“**Record Date**”) as the record date for the determination of stockholders entitled to the notice of, to attend, and to vote at such meeting and any adjournment thereof.

The Board of Directors of the Company has approved and authorized stockholders to participate in the ASM via remote communication and to exercise their right to vote *in absentia* or by proxy.

**Registration Period:** The conduct of the meeting will be streamed live, and stockholders may attend the meeting by registering until June 19, 2022, 12:00 P.M. via [apc\\_governance@bellec corp.com](mailto:apc_governance@bellec corp.com) and by submitting the following requirements and documents, subject to verification and validation:

1. Individual Stockholders
  - 1.1. Clear digital copy of the front and back portion of a valid government-issued identification card/s (ID/s), which include the passport, driver’s license, SSS ID, senior citizen ID, among others in order to validate the registration of the shareholder (up to 2MB)
  - 1.2. Stock certificate number
  - 1.3. Active e-mail address/es
  - 1.4. Active contact number/s, with area and country codes
2. Multiple Stockholders or with joint accounts
  - 2.1. Clear digital copy of the front and back portion of a valid government-issued identification card/s (ID/s), which include the passport, driver’s license, SSS ID, senior citizen ID, among others in order to validate the registration of the shareholders (up to 2MB)
  - 2.2. Stock certificate number/s
  - 2.3. Active e-mail addresses of the stockholders
  - 2.4. Active contact numbers, with area and country codes
  - 2.5. Digital copy of an authorization letter executed by all named holders, authorizing a holder to vote for and on behalf of the account
3. Corporate Stockholders
  - 3.1. Digital copy of the Secretary’s Certificate (or equivalent for non-resident) attesting to the authority of the representative to vote for and on behalf of the corporation
  - 3.2. Clear digital copy of the front and back portion of a valid government-issued identification card/s (ID/s), which include the passport, driver’s license, SSS ID, senior citizen ID, among others to validate the registration of the authorized representative (no more than 2MB)
  - 3.3. Active e-mail address/es of the authorized representative
  - 3.4. Active contact number of authorized representative, with area and country codes
4. PCD Participants/Brokers
  - 4.1. Digital copy of the Secretary’s Certificate (or equivalent for non-resident) attesting to the authority of the representative to vote for and on behalf of the PCD participant/broker
  - 4.2. Digital copy of the certificate of shareholdings issued by the PCD/broker
  - 4.3. Clear digital copy of the front and back portion of a valid government-issued

identification card/s (ID/s), which include the passport, driver's license, SSS ID, senior citizen ID, among others to validate the registration of the authorized representative (no more than 2MB)

- 4.4. Active e-mail address/es of the authorized representative
- 4.5. Active contact number of authorized representative, with area and country codes

### **Online Voting**

Stockholders who have successfully registered and validated shall be provided by a ballot with a brief description of each item for stockholders' approval are appended as Annex A to the Notice of Meeting.

A stockholder has the option to vote "Yes", "No", or "Abstain" on each agenda item for approval.

For the election of directors, the stockholder has the option to vote for all nominees, withhold vote for any of the nominees, or vote for certain nominees only.

*Note: A stockholder may vote such number of his/her shares for as many persons as there are directors to be elected or he may cumulate said shares and give one candidate as many votes as the number of directors to be elected (7 directors for APC Group, Inc. ) multiplied by the number of his shares shall equal, or he may distribute them on the same principle among as many candidates as he shall see fit, provided, that the total number of votes cast shall not exceed the number of shares owned by the stockholder.*

### **ASM Livestream**

The ASM will be broadcasted live and stockholders who have successfully registered and validated can participate via remote communication. Details of the meeting will be sent to stockholders in the emails provided to the Company.

Video recordings of the ASM will be adequately maintained by the Company and will be made available to participating stockholders upon request.

### **Open Forum**

During the virtual meeting, the Company will have an Open Forum, during which, the meeting's moderator will read and where representatives of the Company shall endeavor to answer as many of the questions and comments received from stockholders as time will allow.

Stockholders may send their questions in advance by sending an email bearing the subject "ASM 2023 Open Forum" to [apc\\_governance@bellec corp.com](mailto:apc_governance@bellec corp.com) on or before June 19, 2023. A section for stockholder comments/questions or through a "Q&A" button shall also be provided in the livestream platform.

Questions/comments received but not entertained during the Open Forum due to time constraints will be addressed separately by the Company's Investor Relations.

***For any concerns, please contact the Company's Governance and Corporate Affairs Department at (+632) 8662-8888 local 2113 or via email at [apc\\_governance@bellec corp.com](mailto:apc_governance@bellec corp.com).***

***For complete information on the annual meeting, please visit <http://www.apcaragorn.net/>.***



APC GROUP INC.

**STATEMENT OF MANAGEMENT'S RESPONSIBILITY  
FOR CONSOLIDATED FINANCIAL STATEMENTS**


The management of **APC Group, Inc. and Subsidiaries** (the Group) is responsible for the preparation and fair presentation of the consolidated financial statements including the schedules attached therein, for the years ended **December 31, 2022, 2021 and 2020**, in accordance with the prescribed financial reporting framework indicated therein and for such internal control as management determines is necessary to enable the preparation of consolidated financial statements that are free from material misstatement, whether due to fraud or error.

In preparing the consolidated financial statements, management is responsible for assessing the Group's ability to continue as a going concern, disclosing, as applicable, matters related to going concern and using the going concern basis of accounting unless management either intends to liquidate the Group or to cease operations, or has no realistic alternative but to do so.

The Board of Directors is responsible for overseeing the Group's financial reporting process.

The Board of Directors reviews and approves the consolidated financial statements including the schedules attached therein, and submits the same to the stockholders.

Reyes Tacandong & Co., the independent auditor appointed by the stockholders for the years ended December 31, 2022 and 2021, have audited the consolidated financial statements of the Group in accordance with Philippine Standards on Auditing, and in their reports to the stockholders, have expressed their opinion on the fairness of presentation upon completion of such audit.

  
Willy N. Ocier  
Chairman of the Board

  
MARIE JOY T. CO  
Treasurer and Financial Controller

  
IAN JASON R. AGUIRRE  
President and Chief Executive Officer

February 28, 2023

**FEB 28 2023** **MAKATI CITY**

SUBSCRIBED AND SWORN to before me this \_\_\_\_\_ at \_\_\_\_\_ City, affiants who are personally known to me or identified through competent evidence of identity, to wit:

| Name                 | Passport ID | Date of Expiry | Place of Issue |
|----------------------|-------------|----------------|----------------|
| Willy N. Ocier       |             |                | DFA MANILA     |
| Ian Jason R. Aguirre |             |                | DFA ILOILO     |
| Marie Joy T. Co      |             |                | DFA MANILA     |

OOC. NO. 155  
PAGE NO. 32  
BOOK NO. 51  
SERIES OF 2023

  
**ATTY. JOSHUA P. LAPUZ**

Notary Public Makati City  
Until Dec. 31, 2023

Appointment No. M-019-(2022-2023)  
PTR No. 9563523 Jan. 3, 2023 / Makati City  
IBP Lifetime No. 04897 Roll No. 45790  
MCLE Compliance No. VI-0016565  
G/F Fedman Bldg., 199 Salcedo St.  
Legaspi Village, Makati City

# COVER SHEET

## for AUDITED FINANCIAL STATEMENTS

SEC Registration Number

A S O 9 3 8 1 2 7

### COMPANY NAME

A P C G R O U P , I N C . A N D S U B S I D I A R I E S

### PRINCIPAL OFFICE (No./Street/Barangay/City/Town/Province)

G / F M y T o w n N e w Y o r k B l d g . , G e n e r a l E . J  
a c i n t o S t . c o r . C a p a s S t . , B r g y . G u a d a l  
u p e N u e v o , M a k a t i C i t y

Form Type

A A C F S

Department requiring the report

C R M D

Secondary License Type, If Applicable

N / A

### COMPANY INFORMATION

Company's Email Address

apc\_governance@bellecorp.com

Company's Telephone Number/s

(02) 8662-8888 loc. 2144

Mobile Number

+63 917-5691734

No. of Stockholders

591

Annual Meeting (Month / Day)

Second Thursday of June

Fiscal Year (Month / Day)

December 31

### CONTACT PERSON INFORMATION

The designated contact person MUST be an Officer of the Corporation

Name of Contact Person

Ian Jason R. Aguirre

Email Address

apcgrpinc@gmail.com

Telephone Number/s

(02) 8662-8888 loc.  
2144

Mobile Number

-

### CONTACT PERSON'S ADDRESS

G/F MyTown New York Bldg., General E. Jacinto St. cor. Capas St., Brgy. Guadalupe Nuevo, Makati City

**NOTE 1:** In case of death, resignation or cessation of office of the officer designated as contact person, such incident shall be reported to the Commission within thirty (30) calendar days from the occurrence thereof with information and complete contact details of the new contact person designated.

**2:** All boxes must be properly and completely filled-up. Failure to do so shall cause the delay in updating the corporation's records with the Commission and/or non-receipt of Notice of Deficiencies. Further, non-receipt shall not excuse the corporation from liability for its deficiencies.



## INDEPENDENT AUDITORS' REPORT

The Stockholders and the Board of Directors  
APC Group, Inc. and Subsidiaries  
G/F MyTown New York Bldg.  
General E. Jacinto St. cor. Capas St.  
Brgy. Guadalupe Nuevo, Makati City

### *Opinion*

We have audited the accompanying consolidated financial statements of APC Group, Inc. and Subsidiaries (the Group), which comprise the consolidated statements of financial position as at December 31, 2022 and 2021, and the consolidated statements of comprehensive income, consolidated statements of changes in equity and consolidated statements of cash flows for the years then ended, and notes to the consolidated financial statements, including a summary of significant accounting policies.

In our opinion, the accompanying consolidated financial statements present fairly, in all material respects, the consolidated financial position of the Group as at December 31, 2022 and 2021, and its consolidated financial performance and its consolidated cash flows for the years then ended in accordance with Philippine Financial Reporting Standards (PFRS).

### *Basis for Opinion*

We conducted our audits in accordance with Philippine Standards on Auditing (PSAs). Our responsibilities under those standards are further described in the *Auditors' Responsibilities for the Audit of the Consolidated Financial Statements* section of our report. We are independent of the Group in accordance with the Code of Ethics for Professional Accountants in the Philippines (Code of Ethics) together with the ethical requirements that are relevant to the audit of the consolidated financial statements in the Philippines, and we have fulfilled our other ethical responsibilities in accordance with these requirements and the Code of Ethics. We believe that the audit evidence we have obtained is sufficient and appropriate to provide a basis for our opinion.

### *Key Audit Matters*

Key audit matters are those matters that, in our professional judgment, were of most significance in our audit of the consolidated financial statements as at and for the year ended December 31, 2022. These matters were addressed in the context of our audit of the consolidated financial statements as a whole, and in forming our opinion thereon, and we do not provide a separate opinion on these matters.

### Assessing Recoverability of Deferred Exploration Costs

As at December 31, 2022, the Group has deferred exploration costs amounting to ₱218.1 million, which represent 84.0% of the total consolidated assets. These deferred exploration costs pertain to a subsidiary, Aragorn Power and Energy Corporation (APEC)'s participating interest in Geothermal Renewable Service Contract (GRESK) and the expenditures incurred by APEC for the Kalinga-Apayao Geothermal Project (the Project).

Under PFRS 6, *Exploration for and Evaluation of Mineral Resources*, the Group is required to assess the recoverability of deferred exploration costs when facts and circumstances suggest that the carrying amount exceeds the recoverable amount. The assessment of the recoverability of deferred exploration costs is significant to our audit because of the substantial amount of the deferred exploration costs and the significant judgment, assumptions and estimates involved.

Our audit procedures included, among others, the review of the management's assessment on whether there is any indication that the deferred exploration costs may be impaired. We obtained evidence that the Group has valid rights to the Project. We examined agreements, exploration budgets and plans to evaluate management's intention to perform further exploration and evaluation of mineral resources.

Further disclosures on the Group's deferred exploration costs are included in Notes 1, 3 and 7 to the consolidated financial statements.

#### *Other Information*

Management is responsible for the other information. The other information comprises the information included in the SEC Form 20-IS (Definitive Information Statement), SEC Form 17-A and Annual Report for the year ended December 31, 2022, but does not include the consolidated financial statements and our auditors' report thereon. The SEC Form 20-IS (Definitive Information Statement), SEC Form 17-A and Annual Report for the year ended December 31, 2022 are expected to be made available to us after the date of this auditors' report.

Our opinion on the consolidated financial statements does not cover the other information and we will not express any form of assurance conclusion thereon.

In connection with our audit of the consolidated financial statements, our responsibility is to read the other information identified above when it becomes available and, in doing so, consider whether the other information is materially inconsistent with the consolidated financial statements or our knowledge obtained in the audit, or otherwise appears to be materially misstated.

#### *Other Matter*

The consolidated financial statements of the Group as at and for the year ended December 31, 2020 were audited by another auditor whose report dated March 1, 2021, expressed an unmodified opinion on those consolidated financial statements.

#### *Responsibilities of Management and Those Charged with Governance for the Consolidated Financial Statements*

Management is responsible for the preparation and fair presentation of the consolidated financial statements in accordance with PFRS, and for such internal control as management determines is necessary to enable the preparation of consolidated financial statements that are free from material misstatement, whether due to fraud or error.

In preparing the consolidated financial statements, management is responsible for assessing the Group's ability to continue as a going concern, disclosing, as applicable, matters related to going concern and using the going concern basis of accounting unless management either intends to liquidate the Group or to cease operations, or has no realistic alternative but to do so.

Those charged with governance are responsible for overseeing the Group's financial reporting process.

*Auditors' Responsibilities for the Audit of the Consolidated Financial Statements*

Our objectives are to obtain reasonable assurance about whether the consolidated financial statements as a whole are free from material misstatement, whether due to fraud or error, and to issue an auditors' report that includes our opinion. Reasonable assurance is a high level of assurance but is not a guarantee that an audit conducted in accordance with PSAs will always detect a material misstatement when it exists. Misstatements can arise from fraud or error and are considered material if, individually or in the aggregate, they could reasonably be expected to influence the economic decisions of users taken on the basis of these consolidated financial statements.

As part of an audit in accordance with PSAs, we exercise professional judgment and maintain professional skepticism throughout the audit. We also:

- Identify and assess the risks of material misstatement of the consolidated financial statements, whether due to fraud or error, design and perform audit procedures responsive to those risks, and obtain audit evidence that is sufficient and appropriate to provide a basis for our opinion. The risk of not detecting a material misstatement resulting from fraud is higher than for one resulting from error, as fraud may involve collusion, forgery, intentional omissions, misrepresentations, or the override of internal control.
- Obtain an understanding of internal control relevant to the audit in order to design audit procedures that are appropriate in the circumstances, but not for the purpose of expressing an opinion on the effectiveness of the Group's internal control.
- Evaluate the appropriateness of accounting policies used and the reasonableness of accounting estimates and related disclosures made by management.
- Conclude on the appropriateness of management's use of the going concern basis of accounting and, based on the audit evidence obtained, whether a material uncertainty exists related to events or conditions that may cast significant doubt on the Group's ability to continue as a going concern. If we conclude that a material uncertainty exists, we are required to draw attention in our auditors' report to the related disclosures in the consolidated financial statements or, if such disclosures are inadequate, to modify our opinion. Our conclusions are based on the audit evidence obtained up to the date of our auditors' report. However, future events or conditions may cause the Group to cease to continue as a going concern.
- Evaluate the overall presentation, structure and content of the consolidated financial statements, including the disclosures, and whether the consolidated financial statements represent the underlying transactions and events in a manner that achieves fair presentation.
- Obtain sufficient appropriate audit evidence regarding the financial information of the entities or business activities within the Group to express an opinion on the consolidated financial statements. We are responsible for the direction, supervision, and performance of the group audit. We remain solely responsible for our audit opinion.





We communicate with those charged with governance regarding, among other matters, the planned scope and timing of the audit and significant audit findings, including any significant deficiencies in internal control that we identify during our audit.

We also provide those charged with governance with a statement that we have complied with relevant ethical requirements regarding independence and communicate with them all relationships and other matters that may reasonably be thought to bear on our independence, and where applicable, related safeguards.

From the matters communicated with those charged with governance, we determine those matters that were of most significance in the audit of the consolidated financial statements of the current period and are therefore the key audit matters. We describe these matters in our auditors' report unless law or regulation precludes public disclosure about the matter or when, in extremely rare circumstances, we determine that a matter should not be communicated in our report because the adverse consequences of doing so would reasonably be expected to outweigh the public interest benefits of such communication.

The engagement partner on the audit resulting in this independent auditors' report is Belinda B. Fernando.

**REYES TACANDONG & Co.**

**BELINDA B. FERNANDO**

**Partner**

CPA Certificate No. 81207

Tax Identification No. [REDACTED]

BOA Accreditation No. 4782; Valid until April 13, 2024

SEC Accreditation No. 81207-SEC Group A

Issued January 30, 2020

Valid for Financial Periods 2019 to 2023

BIR Accreditation No. 08-005144-004-2022

Valid until October 16, 2025

PTR No. 9564560

Issued January 3, 2023, Makati City

**February 28, 2023**

**Makati City, Metro Manila**



**APC GROUP, INC. AND SUBSIDIARIES**  
**CONSOLIDATED STATEMENTS OF FINANCIAL POSITION**  
**DECEMBER 31, 2022 AND 2021**

|   | Note | 2022         | 2021         |
|---|------|--------------|--------------|
| <b>ASSETS</b>   |      |              |              |
| <b>Current Assets</b>   |      |              |              |
| Cash and cash equivalents   | 5    | ₱17,969,394  | ₱13,976,898  |
| Receivables   | 6    | 1,618,021    | 2,643,369    |
| Prepayments   |      | 42,412       | 15,940       |
| Total Current Assets  |      | 19,629,827   | 16,636,207   |
| <b>Noncurrent Assets</b>  |      |              |              |
| Deferred exploration costs  | 7    | 218,054,455  | 218,054,455  |
| Investment properties   | 8    | 9,156,000    | 12,048,000   |
| Financial assets at fair value through other comprehensive income (FVOCI) | 9    | 3,020,525    | 2,734,370    |
| Other noncurrent assets   | 10   | 9,769,625    | 9,605,057    |
| Total Noncurrent Assets   |      | 240,000,605  | 242,441,882  |
|   |      | ₱259,630,432 | ₱259,078,089 |
| <b>LIABILITIES AND EQUITY</b>   |      |              |              |
| <b>Current Liabilities</b>  |      |              |              |
| Trade and other payables  | 11   | ₱28,852,367  | ₱28,141,965  |
| Advances from a related party   | 13   | 79,978,631   | 79,978,631   |
| Total Current Liabilities   |      | 108,830,998  | 108,120,596  |
| <b>Noncurrent Liabilities</b>   |      |              |              |
| Retirement liability  | 14   | 3,481,207    | 3,281,654    |
| Total Liabilities   |      | 112,312,205  | 111,402,250  |
| <b>Equity Attributable to Equity Holders of the Parent Company</b>        |      |              |              |
| Capital stock   | 12   | 63,880,788   | 63,880,788   |
| Additional paid-in capital  | 12   | 144,295,958  | 144,295,958  |
| Deficit   |      | (23,189,323) | (22,322,828) |
| Treasury stock  | 12   | (29,435,220) | (29,435,220) |
| Equity reserves   |      | (1,219,434)  | (1,749,327)  |
| Total Equity Attributable to Equity Holders of the Parent Company         |      | 154,332,769  | 154,669,371  |
| <b>Non-controlling Interests</b>  |      | (7,014,542)  | (6,993,532)  |
| Total Equity  |      | 147,318,227  | 147,675,839  |
|   |      | ₱259,630,432 | ₱259,078,089 |

See accompanying Notes to Consolidated Financial Statements.

**APC GROUP, INC. AND SUBSIDIARIES**  
**CONSOLIDATED STATEMENTS OF COMPREHENSIVE INCOME**  
**FOR THE YEARS ENDED DECEMBER 31, 2022 AND 2021**  
**(With Comparative Figures for 2020)**

|  | Note | 2022               | 2021         | 2020         |
|--|------|--------------------|--------------|--------------|
| <b>INCOME</b>  |      |                    |              |              |
| Dividend   | 9    | <b>₱319,476</b>    | ₱259,129     | ₱319,476     |
| Interest   | 5    | <b>186,082</b>     | 142,092      | 947,058      |
|  |      | <b>505,558</b>     | 401,221      | 1,266,534    |
| <b>GENERAL AND ADMINISTRATIVE EXPENSES</b>                                   | 15   | <b>(6,702,063)</b> | (8,949,492)  | (9,167,147)  |
| <b>GAIN ON SALE OF INVESTMENT PROPERTY</b>                                   | 8    | <b>5,309,000</b>   | —            | —            |
| <b>GAIN ON CHANGE IN FAIR VALUE OF INVESTMENT PROPERTIES</b>                 | 8    | <b>—</b>           | —            | 2,019,130    |
| <b>NET LOSS</b>  |      | <b>(887,505)</b>   | (8,548,271)  | (5,881,483)  |
| <b>OTHER COMPREHENSIVE INCOME (LOSS)</b>                                     |      |                    |              |              |
| <i>Items not to be reclassified to profit or loss in subsequent periods:</i> |      |                    |              |              |
| Unrealized gain (loss) on fair value changes of financial assets at FVOCI    | 9    | <b>286,155</b>     | (95,385)     | (794,875)    |
| Remeasurement gain (loss) on retirement liability                            | 14   | <b>243,738</b>     | 3,491,033    | (1,748,616)  |
|  |      | <b>529,893</b>     | 3,395,648    | (2,543,491)  |
| <b>TOTAL COMPREHENSIVE LOSS</b>  |      | <b>(₱357,612)</b>  | (₱5,152,623) | (₱8,424,974) |
| <b>Net Loss Attributable to:</b>   |      |                    |              |              |
| Equity holders of the Parent Company   | 17   | <b>(₱866,495)</b>  | (₱8,419,648) | (₱5,869,322) |
| Non-controlling interests  |      | <b>(21,010)</b>    | (128,623)    | (12,161)     |
|  |      | <b>(₱887,505)</b>  | (₱8,548,271) | (₱5,881,483) |
| <b>Total Comprehensive Loss Attributable to:</b>                             |      |                    |              |              |
| Equity holder of the Parent Company  |      | <b>(₱336,602)</b>  | (₱5,024,000) | (₱8,412,813) |
| Non-controlling interests  |      | <b>(21,010)</b>    | (128,623)    | (12,161)     |
|  |      | <b>(₱357,612)</b>  | (₱5,152,623) | (₱8,424,974) |
| <b>Basic/Diluted Loss Per Common Share</b>                                   | 17   | <b>(₱0.000115)</b> | (₱0.001122)  | (₱0.000782)  |

See accompanying Notes to Consolidated Financial Statements.

**APC GROUP, INC. AND SUBSIDIARIES**  
**CONSOLIDATED STATEMENTS OF CHANGES IN EQUITY**  
**FOR THE YEARS ENDED DECEMBER 31, 2022 AND 2021**  
**(With Comparative Figures for 2020)**

|   | Note | 2022                | 2021         | 2020            |
|---|------|---------------------|--------------|-----------------|
| <b>CAPITAL STOCK</b>  |      |                     |              |                 |
|   | 12   |                     |              |                 |
| Balance at beginning of year  |      | <b>₱63,880,788</b>  | ₱63,880,788  | ₱6,388,078,749  |
| Effect of equity restructuring                                      |      | –                   | –            | (6,324,197,961) |
| Balance at end of year  |      | <b>63,880,788</b>   | 63,880,788   | 63,880,788      |
| <b>ADDITIONAL PAID-IN CAPITAL</b>                                   |      |                     |              |                 |
|   | 12   |                     |              |                 |
| Balance at beginning of year  |      | <b>144,295,958</b>  | 144,295,958  | 1,613,942,096   |
| Effect of equity restructuring                                      |      | –                   | –            | (1,469,646,138) |
| Balance at end of year  |      | <b>144,295,958</b>  | 144,295,958  | 144,295,958     |
| <b>DEFICIT</b>  |      |                     |              |                 |
| Balance at beginning of year  |      | <b>(22,322,828)</b> | (13,903,180) | (7,801,877,957) |
| Net loss  |      | <b>(866,495)</b>    | (8,419,648)  | (5,869,322)     |
| Effect of equity restructuring                                      | 12   | –                   | –            | 7,793,844,099   |
| Balance at end of year  |      | <b>(23,189,323)</b> | (22,322,828) | (13,903,180)    |
| <b>TREASURY STOCK</b>   |      |                     |              |                 |
| Balance at beginning and end of year                                |      | <b>(29,435,220)</b> | (29,435,220) | (29,435,220)    |
| <b>EQUITY RESERVES</b>  |      |                     |              |                 |
| <b>Cumulative Changes in Fair Value of Financial Asset at FVOCI</b> |      |                     |              |                 |
|   | 9    |                     |              |                 |
| Balance at beginning of year  |      | <b>1,886,369</b>    | 1,981,754    | 2,776,629       |
| Unrealized gain (loss) on fair value changes                        |      | <b>286,155</b>      | (95,385)     | (794,875)       |
| Balance at end of year  |      | <b>2,172,524</b>    | 1,886,369    | 1,981,754       |
| <b>Cumulative Remeasurement Losses on Retirement Liability</b>      |      |                     |              |                 |
|   | 14   |                     |              |                 |
| Balance at beginning of year  |      | <b>(495,461)</b>    | (3,986,494)  | (2,237,878)     |
| Remeasurement gain (loss)   |      | <b>243,738</b>      | 3,491,033    | (1,748,616)     |
| Balance at end of year  |      | <b>(251,723)</b>    | (495,461)    | (3,986,494)     |
| <b>Other Equity Reserve</b>   |      |                     |              |                 |
| Balance at beginning and end of year                                |      | <b>(3,140,235)</b>  | (3,140,235)  | (3,140,235)     |
|   |      | <b>(1,219,434)</b>  | (1,749,327)  | (5,144,975)     |
| <b>EQUITY ATTRIBUTABLE TO EQUITY HOLDERS OF THE PARENT COMPANY</b>  |      |                     |              |                 |
|   |      | <b>154,332,769</b>  | 154,669,371  | 159,693,371     |
| <b>NON-CONTROLLING INTEREST</b>                                     |      |                     |              |                 |
| Balance at beginning of year  |      | <b>(6,993,532)</b>  | (6,864,909)  | (6,852,748)     |
| Net loss  |      | <b>(21,010)</b>     | (128,623)    | (12,161)        |
| Balance at end of year  |      | <b>(7,014,542)</b>  | (6,993,532)  | (6,864,909)     |
|   |      | <b>₱147,318,227</b> | ₱147,675,839 | ₱152,828,462    |

See accompanying Notes to Consolidated Financial Statements.

**APC GROUP, INC. AND SUBSIDIARIES**  
**CONSOLIDATED STATEMENTS OF CASH FLOWS**  
**FOR THE YEARS ENDED DECEMBER 31, 2022 AND 2021**  
**(With Comparative Figures for 2020)**

|   | Note | 2022               | 2021                | 2020                 |
|---|------|--------------------|---------------------|----------------------|
| <b>CASH FLOWS FROM OPERATING ACTIVITIES</b>                 |      |                    |                     |                      |
| Net loss  |      | <b>(P887,505)</b>  | <b>(P8,548,271)</b> | <b>(P5,881,483)</b>  |
| Adjustments for:  |      |                    |                     |                      |
| Gain on sale of investment property                         | 8    | <b>(5,309,000)</b> | —                   | —                    |
| Retirement costs  | 14   | <b>443,291</b>     | 806,680             | 775,694              |
| Dividend income   | 9    | <b>(319,476)</b>   | (259,129)           | (319,476)            |
| Interest income   | 5    | <b>(186,082)</b>   | (142,092)           | (947,058)            |
| Depreciation  | 10   | <b>13,884</b>      | 20,828              | 27,522               |
| Gain on change in fair value of investment properties       | 8    | —                  | —                   | (2,019,130)          |
| Operating loss before working capital changes               |      | <b>(6,244,888)</b> | <b>(8,121,984)</b>  | <b>(8,363,931)</b>   |
| Decrease (increase) in:                                     |      |                    |                     |                      |
| Receivables   |      | <b>1,025,348</b>   | 1,058,904           | (2,117,079)          |
| Input VAT   |      | <b>(178,452)</b>   | (285,218)           | (319,245)            |
| Prepayments   |      | <b>(26,472)</b>    | —                   | (13,354)             |
| Increase (decrease) in trade and other payables             |      | <b>710,402</b>     | (510,879)           | 25,043               |
| Net cash used for operations                                |      | <b>(4,714,062)</b> | <b>(7,859,177)</b>  | <b>(10,788,566)</b>  |
| Dividend received   |      | <b>319,476</b>     | 259,129             | 319,476              |
| Interest received   |      | <b>186,082</b>     | 142,092             | 947,058              |
| Net cash used in operating activities                       |      | <b>(4,208,504)</b> | <b>(7,457,956)</b>  | <b>(9,522,032)</b>   |
| <b>CASH FLOWS FROM INVESTING ACTIVITIES</b>                 |      |                    |                     |                      |
| Proceeds from sale of investment property                   | 8    | <b>8,201,000</b>   | —                   | —                    |
| Additions to deferred exploration costs                     |      | —                  | (40,955)            | (106,493,499)        |
| Net cash provided by (used in) investing activities         |      | <b>8,201,000</b>   | <b>(40,955)</b>     | <b>(106,493,499)</b> |
| <b>NET INCREASE (DECREASE) IN CASH AND CASH EQUIVALENTS</b> |      |                    |                     |                      |
|   |      | <b>3,992,496</b>   | <b>(7,498,911)</b>  | <b>(116,015,531)</b> |
| <b>CASH AND CASH EQUIVALENTS AT BEGINNING OF YEAR</b>       |      |                    |                     |                      |
|   |      | <b>13,976,898</b>  | <b>21,475,809</b>   | <b>137,491,340</b>   |
| <b>CASH AND CASH EQUIVALENTS AT END OF YEAR</b>             |      |                    |                     |                      |
|   |      | <b>P17,969,394</b> | <b>P13,976,898</b>  | <b>P21,475,809</b>   |

*See accompanying Notes to Consolidated Financial Statements.*

## APC GROUP, INC. AND SUBSIDIARIES

### NOTES TO CONSOLIDATED FINANCIAL STATEMENTS AS AT AND FOR THE YEARS ENDED DECEMBER 31, 2022 AND 2021 (With Comparative Information for 2020)

#### 1. General Information

##### Corporate Information

APC Group, Inc. (the Parent Company or APC) and subsidiaries (the Group) were incorporated in the Philippines and are registered with the Philippine Securities and Exchange Commission (SEC). The Parent Company was incorporated on October 15, 1993 and was originally organized to engage in the oil and gas exploration and development.

On April 30, 1997, the Philippine SEC approved the change in the primary purpose of the Parent Company to that of a holding company. The Parent Company's shares of stock are publicly traded in the Philippine Stock Exchange (PSE).

The Parent Company has the following subsidiaries:

| Subsidiaries                                    | Nature of Business | Percentage of Ownership |          |       |        |          |       |
|---|--------------------|-------------------------|----------|-------|--------|----------|-------|
|   |                    | 2022                    |          |       | 2021   |          |       |
|   |                    | Direct                  | Indirect | Total | Direct | Indirect | Total |
| Aragorn Power and Energy Corporation (APEC)     | Energy             | 97.6                    | —        | 97.6  | 97.6   | —        | 97.6  |
| APC Energy Resources, Inc. (APC Energy)         | Mining             | 100.0                   | —        | 100.0 | 100.0  | —        | 100.0 |
| APC Mining Corporation (APC Mining)             | Mining             | 83.3                    | —        | 83.3  | 83.3   | —        | 83.3  |
| APC Cement Corporation (APC Cement)             | Manufacturing      | 100.0                   | —        | 100.0 | 100.0  | —        | 100.0 |
| PRC - Magma Energy Resources, Inc. (PRC-Magma)* | Energy             | —                       | 85.0     | 85.0  | —      | 85.0     | 85.0  |

\*A direct subsidiary of APEC

The registered office address of the Parent Company is G/F MyTown New York Bldg., General E. Jacinto St. cor. Capas St., Brgy. Guadalupe Nuevo, Makati City.

##### Approval of Consolidated Financial Statements

The consolidated financial statements of the Group as at and for the years ended December 31, 2022 and 2021 (with comparative figures for 2020) were authorized and approved for issuance by the Board of Directors (BOD) on February 28, 2023, as reviewed and recommended for approval by the Audit Committee on the same date.

##### Status of Operations

##### **APEC**

APEC was established to engage in renewable energy resource exploration, development and utilization.

*Kalinga Apayao Geothermal Service Project (Project)*

In 2008, APEC was granted a Geothermal Service Contract (GSC) by the Republic of the Philippines, through the Department of Energy (DOE), for the exploration, development and exploitation of geothermal resources covering a total area of 26,139 hectares located in the Province of Kalinga (the “Kalinga Geothermal Project” or “KGP”). The GSC was granted after a Certificate Precondition from the National Commission of Indigenous People, covering a major portion of the geothermal service area, was secured. The GSC was converted into a Geothermal Renewable Service Contract (GRESK) in March 2010 to avail of the incentives provided under the Renewable Energy (RE) Act of 2008. GRESK has a term of not exceeding 25 years (including the used term under the GSC) and renewable for not more than 25 years. The total period from pre-development stage to the development/commercial stage shall not exceed 50 years.

In November 2010, APEC and its partner Guidance Management Corporation (GMC) formed a partnership with AllFirst Kalinga Ltd. (AKL, formerly Chevron Kalinga Ltd.) in developing the geothermal area. The parties signed a Farm-out Agreement (FOA) which gives APEC and GMC the option to take an equity position of up to 40% in the geothermal project. The parties also signed a Joint Operating Agreement. Under the agreement, AKL will be responsible for the exploration, development and operation of the steam field and power activities. As at December 31, 2022 and 2021, APEC and GMC each has 5% participation as provided under the FOA.

On August 13, 2018, APEC has secured an extension of the GRESK exploration period from DOE until September 23, 2020. On August 14, 2018, pursuant to Executive Order No. 30, the Energy Investment Coordinating Council (EICC), through the DOE, granted KGP a Certificate of Energy Project of National Significance (CEPNS) for Pre-Development Phase. The CEPNS entitles KGP to all the rights and privileges provided for under Executive Order No. 30 series 2017.

On September 18, 2018, AKL assigned its Farm-out interest, including all associated rights and obligations under the FOA, in favor of its affiliate, Allfirst Kalinga Holdings, Inc. (AKHI).

Through a letter dated December 28, 2018, the DOE gave KGP the clearance to undertake a system impact study (SIS) of its proposed 120 MW Kalinga Geothermal Project. The SIS of the KGP is currently on-going.

In 2019, KGP completed securing all the remaining necessary permits from the regulatory agencies (i.e. Department of Environment and Natural Resources (DENR) and National Water Resources Board (NWRB)), and maintained and complied with its commitments with each of the representative Council of Elders and Leaders (COEs) under the Memoranda of Agreements (MOAs) supporting the NCIP Certificates of Precondition. KGP has also engaged contractors and suppliers necessary for the construction of access roads, well pads, and well drilling activities.

With the completion of the negotiation for right-of-way, remaining regulatory permits, as well as the engagement of the needed contractors and suppliers, KGP has completed the construction of well pads and access roads, and continues to implement geo-hazard mitigation measures.

On October 12, 2019, the Project commenced drilling of the PAS-02 exploration well and ended drilling operations on April 21, 2020 after reaching a depth of 4,483 ft. (1,366 m MD) and being unable to drill further. Drilling operations encountered many challenges such as technical difficulties with the well amidst the severe impact dealt by the COVID-19 pandemic and the Enhanced Community Quarantine (ECQ) such as limitations to deployment of personnel and delivery of supplies, disruptions to the global supply chain, and reduction in work hours of personnel quarantined onsite to protect their health and safety. The results of the drilling still show promise, with very encouraging commercial temperatures at 568°F (298°C) despite tight permeability.

KGP involves the development of steam fields that can generate around 120 megawatts (MW) of new capacity, providing an additional source of clean, indigenous and reliable baseload power to the Luzon grid. A 120 MW geothermal project will approximately cost more than US\$300.0 million.

On January 15, 2020, APEC contributed US\$2.1 million (₱106.5 million) to AllFirst Kalinga Holdings Inc. (AKHI) equivalent to the 5% share of the US\$42.08 million appraisal drilling budget which includes construction of general facilities, roads, and pads, rig mobilization and demobilization, well drilling, testing, resource feasibility study, other exploration capital (salaries and wages) and corporate social responsibility.

On October 13, 2020, APEC secured an extension of the GRESC exploration period from the DOE until October 12, 2022 with DOE recognizing the significant accomplishments of the project, the difficulties that the project encountered, and the need for further exploration given the results of drilling of PAS-02 with commercial temperature and encouraging chemistry.

On March 12, 2021, KGP re-commenced its geology, geochemical, and geophysical surveys (3G) which ended on June 7, 2021. The 3G intended to obtain additional information supporting the results of the PAS-02 exploration well and to refine and expand the Conceptual Model to ensure soundness of the geologic targets prior to resuming drilling operations. The campaign was successfully carried out with no incidents and within the timeline planned, despite the restrictions brought about by COVID-19 pandemic and the provincial and granular lockdowns imposed in Kalinga and in Metro Manila.

After the evaluation and study, the results of the 3G established the presence of multiple independent systems within the KGP prospect. Three potentially exploitable systems have been discovered located in the areas of Liwang, Caigutan, and Dananao. All three systems are located within the existing contract area. The KGP Conceptual Model was updated accordingly into an Integrated Resource Assessment (IRA) report and was submitted to the DOE on June 29, 2022.

On June 23, 2022, APEC secured a suspension of obligations under the GRESC recognizing the COVID-19 restrictions and the typhoons and landslides/rockslides incidents that occurred throughout 2020 as force majeure. Effectively, the suspension allows for consideration of the impacted days to be added to the GRESC exploration period moving the end date from October 12, 2022 to May 28, 2023.

On January 26, 2023, APEC secured from DOE its acknowledgement of the proposal for application for New Investment on the newly discovered potentially exploitable systems of Caigutan and Dananao as stated in the submitted and received IRA report. DOE provided guidance on proceeding with the New Investment and awarding of the new systems their own GRESC as Southwest Kalinga Geothermal Power Project (SW KGPP).

KGP also continues its operations and has maintained full engagement with the host LGUs and Communities. As at February 28, 2023, the consent of nine (9) out of eleven (11) ancestral domains has been secured covering 85% of the GRESC area. In addition, all of the Community Development (CD) Projects have been fully completed and turned over to the respective community beneficiaries. Most community projects completed include farm-to-market roads, barangay/tribal halls, chapels/churches, water works, drainage canals, rehabilitation of CIS, bridges, acquisition of backhoe, clinic, and ambulance. KGP has also provided various assistance to the community since the start of the COVID-19 pandemic such as provision of food packs, PPEs, antigen test kits, oxygen tanks, and vaccines.

KGP continues to provide scholarship grants and educational assistance to deserving youths from the eight (8) ancestral domains within its contract area. As at school year 2021-2022, KGP has already extended scholarships to 380 grantees and has produced 297 graduates in various courses, which includes 54 licensed professionals, scholarship accounts for 27% of CD Projects Expenditures. Five (5) scholar graduates in engineering and geology have been hired for the Project.

With the newly discovered potential systems, the KGP intends to continue exploration activities, exploring the South West areas under the SW KGPP GRESC upon awarding through further 3G surveys and eventual exploratory and appraisal drilling planning. Meanwhile, in anticipation of existing KGP GRESC exploration period ending May 28, 2023, an extension will be sought to support the continuation of exploration activities and eventual resumption of drilling operations within the existing and remaining contract area. As at report date, APEC is in the process of completing the necessary documents for the facilitation of the New Investment, the awarding of the SW KGPP GRESC, and the expected renewal of the KGP GRESC.

#### ***APC Energy***

APC Energy was established to engage in exploration, development and utilization of renewable energy resources. APC Energy's Coal Operating Contracts with the DOE in both Masbate and Isabela were terminated in 2013 and 2015, respectively.

#### ***APC Mining***

APC Mining was organized to engage in mining, processing, manufacturing, buying and selling of all kinds of ores, metals and minerals. It was granted a mining permit for the exploration of chromite, copper and nickel deposits in Alubijid, Miami's Oriental. In 2013, APC Mining gave up its exploration permit because the area has low prospect for chromite, copper and nickel.

#### ***APC Cement***

APC Cement was established to engage in the manufacture of cement. As at December 31, 2022, the Company is still in the pre-operating stage.

#### ***PRC Magma***

PRC Magma was established to engage in the business of exploration, development, and processing of renewable and non-renewable energy resources, including but not limited to wind power, solar power, hydropower, biofuels, biomass, and coal; exploration, mining and processing of metalliferous and non-metalliferous mineral and ore resources; trading and supply of energy and mineral resources; and generation of electric power using energy resources. In 2010, PRC Magma was awarded a Geothermal Renewable Energy Service Contract (GRESC) for Bontoc Mainit-Sadanga in Mountain Province and Buguias-Tinoc in Benguet and Ifugao Provinces. In 2015, the service contracts were terminated due to the delays in the implementation of the approved work program and failure to make any discovery before the end of the fifth (5th) Contract Year.

As at December 31, 2022 and 2021, the Group is still evaluating new business opportunities for its non-operating subsidiaries.



---

## 2. Summary of Significant Accounting Policies

### **Basis of Preparation**

The consolidated financial statements have been prepared in accordance with Philippine Financial Reporting Standards (PFRS). This financial reporting framework includes PFRS, Philippine Accounting Standards (PAS) and Philippine Interpretation from International Financial Reporting Interpretations Committee (IFRIC) issued by the Philippine Financial Reporting Standards Council and adopted by the SEC, including SEC pronouncements.

### **Measurement Bases**

The consolidated financial statements are presented in Philippine Peso (Peso), which is the Group's functional currency. All values are rounded to the nearest Peso, unless otherwise indicated.

The consolidated financial statements of the Group have been prepared under the historical cost basis, except for the following accounts:

- investment in equity securities and investment properties measured at fair value; and
- retirement liability measured at present value of estimated future cash outflows.

Historical cost is generally based on the fair value of the consideration given in exchange for an asset and the fair value of consideration received in exchange for incurring a liability.

Fair value is the price that would be received to sell an asset or paid to transfer a liability in an orderly transaction between market participants at the measurement date. The fair value measurement is based on the presumption that the transaction to sell the asset or transfer the liability takes place either:

- In the principal market for the asset or liability, or
- In the absence of a principal market, in the most advantageous market for the asset or liability.

The principal or the most advantageous market must be accessible to the Group.

The fair value of an asset or a liability is measured using the assumptions that market participants would use when pricing the asset or liability, assuming that market participants act in their best economic interest.

A fair value measurement of a nonfinancial asset takes into account a market participant's ability to generate economic benefits by using the asset in its highest and best use or by selling it to another market participant that would use the asset in its highest and best use.

The Group uses valuation techniques that are appropriate in the circumstances and for which sufficient data are available to measure fair value, maximizing the use of relevant observable inputs and minimizing the use of unobservable inputs.

All assets and liabilities for which fair value is measured or disclosed in the consolidated financial statements are categorized within the fair value hierarchy, described as follows, based on the lowest level input that is significant to the fair value measurement as a whole:

- Level 1 - Quoted (unadjusted) market prices in active markets for identical assets or liabilities.
- Level 2 - Valuation techniques for which the lowest level input that is significant to the fair value measurement is directly or indirectly observable.
- Level 3 - Valuation techniques for which the lowest level input that is significant to the fair value measurement is unobservable.

For assets and liabilities that are recognized in the consolidated financial statements on a recurring basis, the Group determines whether transfers have occurred between levels in the hierarchy by re-assessing categorization (based on the lowest level input that is significant to the fair value measurement as a whole) at the end of each reporting date.

For the purpose of fair value disclosures, the Group has determined classes of assets and liabilities on the basis of the nature, characteristics and risks of the asset or liability and the level of the fair value hierarchy as explained above.

Further information about the assumptions made in measuring fair value is included in Notes 8, 9 and 19 to the consolidated financial statements.

#### **Adoption of Amended PFRS**

The accounting policies adopted are consistent with those of the previous financial year, except for the adoption of the following amended PFRS.

Effective for annual periods beginning on or after January 1, 2022:

- Amendments to PFRS 3, *Business Combinations - Reference to Conceptual Framework* – The amendments replaced the reference of PFRS 3 from the 1989 Framework to the current 2018 Conceptual Framework. The amendments include an exception that specifies that, for some types of liabilities and contingent liabilities, an entity applying PFRS 3 should refer to PAS 37, *Provisions, Contingent Liabilities and Contingent Assets*, or IFRIC 21, *Levies*, instead of the Conceptual Framework. The requirement will ensure that the liabilities recognized in a business combination will remain the same as those recognized applying the current requirements in PFRS 3. The amendments also clarified that an acquirer shall not recognize contingent assets acquired in a business combination.
- Amendments to PAS 16, *Property, Plant and Equipment - Proceeds Before Intended Use* – The amendments prohibit deducting from the cost of property, plant and equipment any proceeds from selling items produced while bringing that asset to the location and condition necessary for its intended use. Instead, the proceeds and related costs from such items shall be recognized in profit or loss. There is no transition relief for first time adopters.
- Amendments to PAS 37, *Onerous Contracts - Cost of Fulfilling a Contract* – The amendments specify which costs shall be included when assessing whether a contract is onerous or loss-making. The ‘costs of fulfilling’ a contract comprise the ‘costs that relate directly to the contract’. These costs can either be incremental (e.g., the costs of direct labor and materials) or can be an allocation of costs directly related to fulfilling a contract (e.g., depreciation of fixed assets). At the date of initial application, the cumulative effect of applying the amendments is recognized as an opening balance adjustment to retained earnings or other component of equity, as applicable. Accordingly, the comparatives are not restated.

- Annual Improvements to PFRS 2018 to 2020 Cycle:
  - Amendment to PFRS 9, *Financial Instruments - Fees in the '10 per cent' Test for Derecognition of Financial Liabilities* – The amendment clarifies which fees an entity shall include when it applies the '10 per cent' test in assessing whether to derecognize a financial liability (i.e. whether the terms of a new or modified financial liability is substantially different from the terms of the original financial liability). These fees include only those paid or received between the borrower and the lender, including fees paid or received by either the borrower or the lender on the other's behalf. The amendment applies to financial liabilities that are modified or exchanged on or after the beginning of the annual reporting period in which the entity first applied the amendment.
  - Amendment to PFRS 16, *Leases - Lease Incentives* – The amendment removed from Illustrative Example 13 the illustration of the reimbursement of leasehold improvements by the lessor. The objective of the amendment is to avoid any potential confusion regarding the treatment of lease incentives because of how the requirements for lease incentives are illustrated.

The adoption of the foregoing amended PFRS did not have any material effect on the consolidated financial statements of the Group. Additional disclosures were included in the consolidated financial statements, as applicable.

**Amended PFRS Issued But Not Yet Effective**

Relevant amended PFRS, which are not yet effective as at December 31, 2022 and have not been applied in preparing the consolidated financial statements, are summarized below.

Effective for annual periods beginning on or after January 1, 2023:

- Amendments to PAS 1, *Presentation of Financial Statements*, and PFRS Practice Statement 2, *Making Materiality Judgments - Disclosure Initiative - Accounting Policies* – The amendments require an entity to disclose its material accounting policies, instead of its significant accounting policies and provide guidance on how an entity applies the concept of materiality in making decisions about accounting policy disclosures. In assessing the materiality of accounting policy information, entities need to consider both the size of the transactions, other events or conditions and its nature. The amendments clarify (1) that accounting policy information may be material because of its nature, even if the related amounts are immaterial, (2) that accounting policy information is material if users of an entity's financial statements would need it to understand other material information in the financial statements, and (3) if an entity discloses immaterial accounting policy information, such information should not obscure material accounting policy information. In addition, PFRS Practice Statement 2 is amended by adding guidance and examples to explain and demonstrate the application of the 'four-step materiality process' to accounting policy information. The amendments should be applied prospectively. Earlier application is permitted.

- Amendments to PAS 8, *Accounting Policies, Changes in Accounting Estimates and Errors - Definition of Accounting Estimates* – The amendments clarify the distinction between changes in accounting estimates and changes in accounting policies, and the correction of errors. Under the new definition, accounting estimates are “monetary amounts in financial statements that are subject to measurement uncertainty”. An entity develops an accounting estimate if an accounting policy requires an item in the financial statements to be measured in a way that involves measurement uncertainty. The amendments clarify that a change in accounting estimate that results from new information or new developments is not a correction of an error, and that the effects of a change in an input or a measurement technique used to develop an accounting estimate are changes in accounting estimates if they do not result from the correction of prior period errors. A change in an accounting estimate may affect only the profit or loss in the current period, or the profit or loss of both the current and future periods. Earlier application is permitted.
- Amendments to PAS 12, *Income Taxes - Deferred Tax Related Assets and Liabilities from a Single Transaction* – The amendments require companies to recognize deferred tax on transactions that, on initial recognition, give rise to equal amounts of taxable and deductible temporary differences. The amendments should be applied on a modified retrospective basis. Earlier application is permitted.

Effective for annual periods beginning on or after January 1, 2024:

- Amendments to PFRS 16, *Leases - Lease Liability in a Sale and Leaseback* – The amendments clarify that the liability that arises from a sale and leaseback transaction, that satisfies the requirements in PFRS 15, *Revenue from Contracts with Customers*, to be accounted for as a sale, is a lease liability to which PFRS 16 applies and give rise to a right-of-use asset. For the subsequent measurement, the seller-lessee shall determine ‘lease payments’ or ‘revised lease payments’ in a way that the seller-lessee would not recognize any amount of the gain or loss that relates to the right of use retained by the seller-lessee. Applying this subsequent measurement does not prevent the seller-lessee from recognizing any gain or loss relating to the partial or full termination of a lease. Any gain or loss relating to the partial or full termination of the lease does not relate to the right of use retained but to the right of use terminated. The amendments must be applied retrospectively. Earlier application is permitted.
- Amendments to PAS 1, *Presentation of Financial Statements - Classification of Liabilities as Current or Noncurrent* – The amendments clarify the requirements for an entity to have the right to defer settlement of the liability for at least 12 months after the reporting period. The amendments also specify and clarify the following: (i) an entity’s right to defer settlement must exist at the end of the reporting period, (ii) the classification is unaffected by management’s intentions or expectations about whether the entity will exercise its right to defer settlement, (iii) how lending conditions affect classification, and (iv) requirements for classifying liabilities where an entity will or may settle by issuing its own equity instruments. The amendments must be applied retrospectively. Earlier application is permitted. If applied in earlier period, the Company shall also apply Amendments to PAS 1 - *Noncurrent Liabilities with Covenants* for that period.

- Amendments to PAS 1, *Noncurrent Liabilities with Covenants* – The amendments clarified that covenants to be complied with after the reporting date do not affect the classification of debt as current or noncurrent at the reporting date. Instead, the amendments require the entity to disclose information about these covenants in the notes to the financial statements. The amendments must be applied retrospectively. Earlier application is permitted. If applied in earlier period, the Company shall also apply Amendments to PAS 1 - *Classification of Liabilities as Current or Noncurrent* for that period.

Deferred effectivity -

- Amendments to PFRS 10, *Consolidated Financial Statements*, and PAS 28 - *Sale or Contribution of Assets Between an Investor and its Associate or Joint Venture* – The amendments address a conflicting provision under the two standards. It clarifies that a gain or loss shall be recognized fully when the transaction involves a business, and partially if it involves assets that do not constitute a business. The effective date of the amendments, initially set for annual periods beginning on or after January 1, 2016, was deferred indefinitely in December 2015 but earlier application is still permitted.

Under prevailing circumstances, the adoption of the foregoing amended PFRS is not expected to have any material effect on the consolidated financial statements of the Group. Additional disclosures will be included in the consolidated financial statements, as applicable.

#### **Basis of Consolidation**

The consolidated financial statements of the Group comprise the financial statements of the Parent Company and its subsidiaries. Control is achieved when the Parent Company is exposed, or has rights, to variable returns from its involvement with the investee and has the ability to affect those returns through its power over the investee (i.e. existing rights that give it the current ability to direct the relevant activities of the investee).

When the Parent Company has less than majority of the voting or similar rights of an investee, the Parent Company considers all relevant facts and circumstances in assessing whether it has power over an investee, including:

- The contractual arrangement with the other vote holders of the investee;
- Rights arising from other contractual arrangement; and
- The Parent Company's voting rights and potential voting rights.

The Parent Company re-assesses whether or not it controls an investee if facts and circumstances indicate that there are changes to one or more of the three elements of control. Consolidation of a subsidiary begins when the Parent Company obtains control over the subsidiary and ceases when the Parent Company loses control of the subsidiary. Assets, liabilities, income and expenses of a subsidiary acquired or disposed of during the year are included in the consolidated statement of income from the date the Parent Company gains control until the date the Parent Company ceases to control the subsidiary.

Profit or loss and each component of other comprehensive income (OCI) are attributed to the equity holders of the Parent Company and to the non-controlling interests, even if this results in the non-controlling interest having a deficit balance.

Non-controlling interest represents the portion of net results and net assets not held by the Parent Company. These are presented in the consolidated statement of financial position within equity, apart from equity attributable to equity holders of the Parent Company and are separately disclosed in the consolidated statement of income and consolidated statement of comprehensive income.

The financial statements of the subsidiaries are prepared for the same reporting period as the Parent Company. Consolidated financial statements are prepared using uniform accounting policies for similar transactions and other events in similar circumstances. Intercompany balances and transactions, including intercompany profits and losses, are eliminated.

A change in the ownership interest of a subsidiary, without loss of control, is accounted for as an equity transaction. If the Parent Company loses control over a subsidiary, it:

- Derecognizes the assets (including goodwill) and liabilities of the subsidiary;
- Derecognizes the carrying amount of any non-controlling interests;
- Derecognizes the cumulative translation differences recorded in equity, if any;
- Recognizes the fair value of the consideration received;
- Recognizes the fair value of any investment retained;
- Recognizes surplus or deficit in profit or loss; and
- Reclassifies the Parent Company's share of component previously recognized in OCI to profit or loss or retained earnings, as appropriate, as would be required if the Parent Company had directly disposed of the related assets or liabilities.

### **Financial Assets and Liabilities**

*Date of Recognition.* Financial assets and liabilities are recognized in the consolidated statement of financial position when the Group becomes a party to those contractual provisions of a financial instrument. In the case of a regular way purchase or sale of financial assets, recognition and derecognition, as applicable, is done using settlement date accounting.

*Initial Recognition and Measurement.* Financial instruments are recognized initially at fair value, which is the fair value of the consideration given (in case of an asset) or received (in case of a liability). The initial measurement of financial instruments, except for those designated at fair value through profit and loss (FVPL), includes transaction cost.

*"Day 1" Difference.* Where the transaction price in a non-active market is different from the fair value of other observable current market transactions in the same instrument or based on a valuation technique whose variables include only data from observable market, the Group recognizes the difference between the transaction price and fair value (a "Day 1" difference) in profit or loss. In cases where there is no observable data on inception, the Group deems the transaction price as the best estimate of fair value and recognizes "Day 1" difference in profit or loss when the inputs become observable or when the instrument is derecognized. For each transaction, the Group determines the appropriate method of recognizing the "Day 1" difference.

*Classification.* The Group classifies its financial assets at initial recognition under the following categories: (a) financial assets at amortized cost, (b) financial assets at fair value through other comprehensive income (FVOCI) and, (c) financial assets at FVPL. The classification of a financial asset largely depends on the Group's business model and its contractual cash flow characteristics. Financial liabilities, on the other hand, are classified as either financial liabilities at FVPL or financial liabilities at amortized cost.

As at December 31, 2022 and 2021, the Group does not have financial assets and liabilities at FVPL.

*Financial Assets at Amortized Cost.* A financial asset shall be measured at amortized cost if both of the following conditions are met:

- the financial asset is held within a business model whose objective is to hold financial assets in order to collect contractual cash flows; and
- the contractual terms of the financial asset give rise on specified dates to cash flows that are solely payments of principal and interest on the principal amount outstanding.

After initial recognition, financial assets at amortized cost are subsequently measured at amortized cost using the effective interest method, less allowance for impairment, if any. Amortized cost is calculated by taking into account any discount or premium on acquisition and fees that are an integral part of the effective interest rate. Gains and losses are recognized in profit or loss when the financial assets are derecognized and through amortization process. Financial assets at amortized cost are included under current assets if realizability or collectability is within 12 months after the reporting period. Otherwise, these are classified as noncurrent assets.

Cash and cash equivalents, receivables and security deposits are classified under this category.

*Financial Assets Designated at FVOCI.* The Group may irrevocably designate an equity instrument that is not held for trading to be measured at FVOCI.

Financial assets at FVOCI are initially measured at fair value plus transaction costs.

Dividends from equity instruments held at FVOCI are recognized in profit or loss when the right to receive payment is established, unless the dividend clearly represents a recovery of part of the cost of the investment. Foreign currency gains or losses and unrealized gains or losses from equity instruments are recognized in OCI and presented in the equity section of the consolidated statement of financial position. These fair value changes are recognized in equity and are not reclassified to profit or loss in subsequent periods. On disposal of these equity instruments, any cumulative valuation gains or losses will be reclassified to retained earnings.

Investment in equity securities are classified under this category.

*Financial Liabilities at Amortized Cost.* Financial liabilities are categorized as financial liabilities at amortized cost when the substance of the contractual arrangement results in the Group having an obligation either to deliver cash or another financial asset to the holder, or to settle the obligation other than by the exchange of a fixed amount of cash or another financial asset for a fixed number of its own equity instruments.

These financial liabilities are initially recognized at fair value less any directly attributable transaction costs. After initial recognition, these financial liabilities are subsequently measured at amortized cost using the effective interest method. Amortized cost is calculated by taking into account any discount or premium on the issue and fees that are an integral part of the effective interest rate. Gains and losses are recognized in profit or loss when the liabilities are derecognized or through the amortization process.

Trade and other payables (excluding statutory payables) and advances from a related party are classified under this category.

### **Reclassification**

The Group reclassifies its financial assets when, and only when, it changes its business model for managing those financial assets. The reclassification is applied prospectively from the first day of the first reporting period following the change in the business model (reclassification date).

For a financial asset reclassified out of the financial assets at amortized cost category to financial assets at FVPL, any gain or loss arising from the difference between the previous amortized cost of the financial asset and fair value is recognized in profit or loss.

For a financial asset reclassified out of the financial assets at amortized cost category to financial assets at FVOCI, any gain or loss arising from a difference between the previous amortized cost of the financial asset and fair value is recognized in OCI.

A financial asset that has been designated at FVOCI may no longer be reclassified to a different category.

### **Impairment of Financial Assets at Amortized Cost**

The Group recognizes an allowance for expected credit loss (ECL) based on the difference between the contractual cash flows due in accordance with the contract and all the cash flows that the Group expects to receive. The difference is then discounted at an approximation to the asset's original effective interest rate.

For accounts receivable, the Group has applied the simplified approach in measuring ECL. Simplified approach requires that ECL should always be based on the lifetime expected credit losses. The Group has established a provision matrix that is based on its historical credit loss experience, adjusted for forward-looking factors specific to the debtors and the economic environment and an assessment of both the current as well as the forecast direction of conditions at the reporting date, including time value of money where appropriate.

For other financial assets at amortized cost, the Group applies the general approach in measuring the ECL. The ECL is based on the 12-month ECL, which pertains to the portion of lifetime ECL that result from default events on a financial instrument that are possible within 12 months after the reporting date. However, when there has been a significant increase in credit risk since initial recognition, the allowance will be based on the lifetime ECL. When determining whether the credit risk of a financial asset has increased significantly since initial recognition, the Group considers reasonable and supportable information, that is available without undue cost or effort, and that is indicative of significant increases in credit risk since initial recognition.

The Group shall directly reduce the gross carrying amount of a financial asset when the Group has no reasonable expectations of recovering a financial asset in its entirety or a portion thereof.

### **Derecognition of Financial Assets and Liabilities**

*Financial Assets.* A financial asset (or where applicable, a part of a financial asset or part of a group of similar financial assets) is derecognized when:

- the right to receive cash flows from the asset has expired;
- the Group retains the right to receive cash flows from the financial asset, but has assumed an obligation to pay them in full without material delay to a third party under a "pass-through" arrangement; or



- the Group has transferred its right to receive cash flows from the financial asset and either (a) has transferred substantially all the risks and rewards of the asset, or (b) has neither transferred nor retained substantially all the risks and rewards of the asset, but has transferred control of the asset.

When the Group has transferred its right to receive cash flows from a financial asset or has entered into a pass-through arrangement, and has neither transferred nor retained substantially all the risks and rewards of ownership of the financial asset nor transferred control of the financial asset, the financial asset is recognized to the extent of the Group's continuing involvement in the financial asset. Continuing involvement that takes the form of a guarantee over the transferred financial asset is measured at the lower of the original carrying amount of the financial asset and the maximum amount of consideration that the Group could be required to repay.

*Financial Liabilities.* A financial liability is derecognized when the obligation under the liability is discharged, cancelled or has expired.

When an existing financial liability is replaced by another from the same lender on substantially different terms, or the terms of an existing liability are substantially modified, such an exchange or modification is treated as a derecognition of the original liability and the recognition of a new liability, and the difference in the respective carrying amounts is recognized in the profit or loss.

#### **Offsetting of Financial Assets and Liabilities**

Financial assets and financial liabilities are offset and the net amount reported in the consolidated statement of financial position if, and only if, there is a currently enforceable legal right to offset the recognized amounts and there is intention to settle on a net basis, or to realize the asset and settle the liability simultaneously. This is not generally the case with master netting agreements, and the related assets and liabilities are presented gross in the consolidated statement of financial position.

#### **Classification of Financial Instrument between Liability and Equity**

A financial instrument is classified as liability if it provides for a contractual obligation to:

- deliver cash or another financial asset to another entity;
- exchange financial assets or financial liabilities with another entity under conditions that are potentially unfavorable to the Group; or
- satisfy the obligation other than by the exchange of a fixed amount of cash or another financial asset for a fixed number of own equity shares.

If the Group does not have an unconditional right to avoid delivering cash or another financial asset to settle its contractual obligation, the obligation meets the definition of a financial liability.

#### **Value-Added Tax (VAT)**

VAT represents the net amount of VAT recoverable from or payable to the tax authorities. Revenues, expenses and assets are recognized net of the amount of VAT, except:

- where the tax incurred on a purchase of assets or services is not recoverable from the taxation authority, in which case the tax is recognized as part of the cost of acquisition of the asset or as part of the expense item as applicable; and
- receivables and payables that are stated with the amount of tax included.

The net amount of VAT recoverable from or payable to the tax authorities is presented as part of "Other current assets" or "Statutory payables" under "Trade and other payables" account in the consolidated statement of financial position.

#### **Prepayments**

Prepayments represent expenses not yet incurred but already paid in cash. Prepayments are initially recorded as assets and measured at the amount of cash paid. Subsequently, these are charged to expense as these are consumed in operations or expire with the passage of time. Prepayments that are expected to be incurred no more than 12 months after the reporting date are classified as current assets. Otherwise these are classified as noncurrent assets.

#### **Deferred Exploration Costs**

Deferred exploration costs represent the Group's expenditures for exploration works on geothermal properties (i.e., acquisition of rights to explore, topographical, geological, geochemical and geophysical studies, exploratory drilling, trenching, sampling, and activities in relation to evaluating the technical feasibility and commercial viability of extracting a mineral resource). Expenditures for exploration work prior to and subsequent to drilling are deferred as incurred.

This account also includes APEC's 5% Farm-out participation in the KGP.

These shall be written-off if the results of the exploration work are determined to be not commercially viable. If the results are commercially viable, the deferred expenditures and the subsequent development cost shall be capitalized and amortized from the start of commercial operations using the units-of-production method based on estimated recoverable reserves, as this most closely reflects the expected pattern of consumption of the future economic benefits embodied in the asset.

#### **Investment Properties**

Investment properties comprise of parcels of land held by the Group for capital appreciation and/or future development. These properties are not held to be used in production or sale in the ordinary course of business.

Investment properties are measured initially at cost, including related transaction costs. Subsequent to initial recognition, investment properties are stated at fair value, which reflects market conditions at the reporting date as determined by independent appraisers. Gain or loss arising from changes in fair value of investment properties is included in profit or loss in the year in which it arises.

Transfers are made to or from investment property only when there is a change in use. For a transfer from investment property to owner-occupied property, the deemed cost for subsequent accounting is the fair value at the date of change in use. If owner-occupied property becomes an investment property, the Group accounts for such property in accordance with the policy on property and equipment up to the date of change in use.

Investment properties are derecognized when either these have been disposed of or when the investment properties are permanently withdrawn from use and no further economic benefit is expected from its disposal. Any gain or loss on the retirement or disposal of investment properties is recognized in profit or loss in the year of retirement or disposal.

### **Office and Other Equipment**

Office and other equipment are stated at cost less accumulated depreciation and amortization and any accumulated impairment in value.

The initial cost of office and other equipment comprises its purchase price, including import duties and nonrefundable purchase taxes and any directly attributable costs of bringing the office and other equipment to its working condition and location for its intended use. Expenditures incurred after the Office and other equipment have been put into operations, such as repairs and maintenance, are normally charged to expense in the period the costs are incurred. In situations where it can be clearly demonstrated that the expenditures have resulted in an increase in the future economic benefits expected to be obtained from the use of an item of office and other equipment beyond its originally assessed standard of performance, the expenditures are capitalized as an additional cost of office and other equipment.

Depreciation is computed using the straight-line method over one (1) to five (5) years for office and other equipment.

The estimated useful lives and depreciation and amortization methods are reviewed periodically to ensure that the periods and methods of depreciation and amortization are consistent with the expected pattern of economic benefits from items of office and other equipment .

When assets are retired or otherwise disposed of, both the cost and related accumulated depreciation amortization are removed from the accounts and any resulting gain or loss is recognized in profit or loss.

Fully-depreciated and amortized assets are retained as office and other equipment until these are no longer in use.

### **Impairment of Nonfinancial Assets**

Nonfinancial assets are reviewed for impairment when events or changes in circumstances indicate that the carrying amount may not be recoverable. The Group assesses at each reporting date whether there is an indication that an asset may be impaired. If any such indication exists, or when annual impairment testing for an asset is required, the Group makes an estimate of the asset's recoverable amount. An asset's recoverable amount is the higher of an asset's or cash-generating unit's fair value less costs to sell and its value in use and is determined for an individual asset, unless the asset does not generate cash inflows that are largely independent of those from other assets or groups of assets. Where the carrying amount of an asset exceeds its recoverable amount, the asset is considered impaired and is written down to its recoverable amount. In assessing value in use, the estimated future cash flows are discounted to their present value using a pre-tax discount rate that reflects current market assessments of the time value of money and the risks specific to the asset. Impairment losses of continuing operations are recognized in profit or loss in those expense categories consistent with the function of the impaired asset.

An assessment is made at each reporting date as to whether there is any indication that previously recognized impairment losses may no longer exist or may have decreased. One or more of the following facts and circumstances indicate that the Group should test exploration and evaluation assets for impairment (the list is not exhaustive):

- the period for which the entity has the right to explore in the specific area has not expired during the period or will not expire in the near future, and is expected to be renewed;

- substantive expenditure on further exploration for and evaluation of mineral resources in the specific area is budgeted or planned;
- the exploration for and evaluation of mineral resources in the specific area led to the discovery of commercially viable quantities of mineral resources and the entity has not decided to discontinue such activities in the specific area; and
- sufficient data exist to indicate that, although a development in the specific area is likely to proceed, the carrying amount of the exploration and evaluation asset will not be recovered in full from successful development or by sale.

If such indication exists, the recoverable amount is estimated. A previously recognized impairment loss is reversed only if there has been a change in the estimates used to determine the asset's recoverable amount since the last impairment loss was recognized. If that is the case, the carrying amount of the asset is increased to its recoverable amount. That increased amount cannot exceed the carrying amount that would have been determined, had no impairment loss been recognized for the asset in prior years. Such reversal is recognized in profit or loss unless the asset is carried at revalued amount, in which case the reversal is treated as a revaluation increase. After the reversal, the depreciation and amortization charge is adjusted in future periods to allocate the asset's revised carrying amount, less any residual value, on a systematic basis over its remaining useful life.

#### **Capital Stock and Additional Paid-in Capital (APIC)**

Capital stock is measured at the par value for all shares issued. Proceeds or fair value of consideration received in excess of par value are recognized as APIC. Incremental costs, net of tax, incurred that are directly attributable to the issuance of new shares are recognized in equity as a reduction from related APIC or retained earnings.

#### **Equity Reserve**

Equity reserve pertains to the difference between the amount by which the non-controlling interests are adjusted and the fair value of the consideration received as a result of change in the ownership interest of a subsidiary without loss of control.

#### **Deficit**

Deficit represents the cumulative balance of the net income or loss, net of any dividend declaration.

#### **OCI**

OCI comprises of items of income and expenses that are not recognized in profit or loss for the year in accordance with PFRS. The OCI of the Group represents cumulative fair value changes on financial assets at FVOCI and cumulative remeasurement losses on retirement liability.

#### **Treasury Stock**

Own equity instruments which are reacquired (treasury shares) are recognized at cost and deducted from equity. No gain or loss is recognized in the consolidated statement of comprehensive income on the purchase, sale, issue or cancellation of the Group's own equity instruments. Any difference between the carrying amount and the consideration is recognized as APIC. Voting rights related to treasury shares are nullified for the Group and no dividends are allocated to them.

#### **Earnings Per Share (EPS) Attributable to the Equity Holders of the Parent**

Basic EPS is computed by dividing net income for the year attributable to common shareholders by the weighted average number of common stock outstanding during the year with retroactive adjustments for any stock dividends declared and stock split.

Diluted EPS is calculated by adjusting the weighted average number of common stock outstanding to assume conversion of all dilutive potential common stock.

Where the EPS effect of potential dilutive common stock would be anti-dilutive, basic and diluted EPS are stated at the same amount.

#### **Revenue Recognition**

The Group is organized to engage in the exploration and development of renewable energy in the Philippines. Revenue from contracts with customers is recognized when control of the goods or services are transferred to the customer at an amount that reflects the consideration to which the Group expects to be entitled in exchange for those goods or services. The Group has not started commercial operations as at December 31, 2022.

*Dividend Income.* Revenue is recognized when the Group's right to receive the payment is established.

*Interest Income.* Revenue is recognized as the interest accrues, taking into account the effective yield on the assets.

#### **Expense Recognition**

Expenses are recognized in profit or loss when a decrease in future economic benefits related to a decrease in an asset or an increase in a liability, other than distributions to equity participants, has arisen that can be measured reliably.

*General and Administrative Expenses.* General and administrative expenses constitute costs of administering the business. These are expensed as incurred.

#### **Employee Benefits**

*Short-term Benefits.* Short-term employee benefits are expensed as the related service is provided. A liability is recognized for the amount expected to be paid if the Group has a present legal or constructive obligation to pay this amount as a result of past service provided by the employees and the obligation can be estimated reliably.

*Retirement Benefit Costs.* The Group has an unfunded, noncontributory defined benefit plan covering all qualified employees. The retirement liability is determined using the projected unit credit method which reflects services rendered by employees to the date of valuation and incorporates assumptions concerning employees' projected salaries.

The Group recognizes service costs, comprising of current service costs and interest costs in profit or loss.

Current service costs pertain to the increase in the present value of a defined benefit obligation resulting from employee service in the current period.

Interest on the retirement liability is the change during the period in the retirement liability that arises from the passage of time which is determined by applying the discount rate based on government bonds to the retirement liability. Interest is calculated by applying the discount rate to the retirement liability.

Remeasurements comprising actuarial gains and losses are recognized immediately in OCI in the period in which they arise. Remeasurements are not reclassified to profit or loss in subsequent periods.

The present value of the defined benefit liability is determined by discounting the estimated future cash outflows using interest rate on government bonds that have terms to maturity approximating the terms of the related retirement liability.

Actuarial valuations are made with sufficient regularity that the amounts recognized in the financial statements do not differ materially from the amounts that would be determined at the reporting date.

### **Leases**

The Group assesses whether the contract is, or contains, a lease. To assess whether a contract conveys the right to control the use of an identified assets for a period of time, the Group assesses whether, throughout the period of use, it has both of the following:

- a) the right to obtain substantially all of the economic benefits from the use of the identified asset; and
- b) the right to direct the use of the identified asset.

If the Group has the right to control the use of an identified asset for only a portion of the term of the contract, the contract contains a lease for that portion of the term. The Group also assesses whether a contract contains a lease for each potential separate lease component.

*The Group as a Lessee.* At the commencement date, the Group recognizes ROU assets and lease liabilities for all leases, except for leases with lease terms of 12 months or less (short-term leases) and leases for which the underlying asset is of low value, in which case the lease payments associated with those leases are recognized as an expense in profit or loss on a straight-line basis.

For leases with lease terms of 12 months or less but with an option to extend the lease, the management assesses whether there is reasonable certainty that the Group will extend the lease, by considering all relevant facts and circumstances that create an economic incentive for the lessee to extend or terminate the lease, to determine the appropriate lease term.

### **Income Taxes**

*Current Tax.* Current tax is the expected tax payable on the taxable income for the year, using the tax rate enacted or substantively enacted at the reporting date.

*Deferred Tax.* Deferred tax is provided on all temporary differences at the reporting date between the tax bases of assets and liabilities and their carrying amounts for financial reporting purposes.

Deferred tax liabilities are recognized for all taxable temporary differences. Deferred tax assets are recognized for all deductible temporary differences and carry forward benefits of unused tax credits from net operating loss carry-over (NOLCO) and excess of minimum corporate income taxes (MCIT) over regular corporate income tax (RCIT) to the extent that it is probable that future taxable profit will be available against which the deductible temporary differences and unused tax credits from NOLCO and excess of MCIT over RCIT can be utilized.

The carrying amount of deferred tax assets is reviewed at each reporting date and reduced to the extent that it is no longer probable that sufficient future taxable profit will be available to allow all or part of the deferred tax assets to be utilized. Unrecognized deferred tax assets are reassessed at each reporting date and are recognized to the extent that it has become probable that future taxable profit will allow the deferred tax assets to be recovered.

Deferred tax assets and liabilities are measured at the tax rate that are expected to apply to the period when the asset is realized or the liability is settled, based on tax rate and tax laws in effect at the reporting date.

Deferred tax is recognized in profit or loss, except to the extent that it relates to items directly recognized in OCI.

Deferred tax assets and liabilities are offset, if a legally enforceable right exists to set off current tax assets against current tax liabilities and the deferred taxes relate to the same taxable entity and the same taxation authority.

#### **Related Parties**

A related party relationship exists when one party has the ability to control, directly, or indirectly through one or more intermediaries, or exercise significant influence over the other party in making financial and operating decisions. Such relationships also exist between and/or among entities which are under common control with the reporting entity, or between, and/or among the reporting entity and its key management personnel, directors or its stockholders. In considering each possible related party relationship, attention is directed to the substance of the relationship, and not merely to the legal form.

A related party transaction is a transfer of resources, services or obligation between a reporting entity and a related party.

A related party transaction is considered material if the transaction/s, either individually, or in aggregate over a twelve-month period with the same related party, amounts to ten percent (10%) or higher of the Group's total consolidated assets based on its latest consolidated financial statements. Details of transactions entered into by the Group with related parties are reviewed in accordance with the Group's related party transactions policy.

#### **Segment Reporting**

For management purposes, the Group's operating segments are organized and managed separately according to the nature of the services offered.

The Group's identified operating segments are consistent with the segments reported to the BOD, which is the Group's chief operating decision maker. Financial information on the operating segments are presented in Note 4.

#### **Foreign Currency Denominated Transactions**

Transactions denominated in foreign currencies are initially recorded in Philippine Peso using the exchange rate prevailing at the date of transaction. Monetary assets and liabilities denominated in foreign currencies are restated at the functional currency using the rate of exchange prevailing at the reporting date. Foreign exchange differences between the rate at transaction date and settlement date or reporting date are credited to or charged against profit or loss. Nonmonetary items that are measured in terms of historical cost in foreign currency are translated using the exchange rate at the dates of initial transactions.

### **Provisions and Contingencies**

Provisions are recognized when the Group has a present obligation (legal or constructive) as a result of a past event, it is probable that an outflow of resources embodying economic benefits will be required to settle the obligation, and a reliable estimate can be made of the amount of the obligation.

Contingent liabilities are not recognized in the consolidated financial statements. These are disclosed in the notes to consolidated financial statements unless the possibility of an outflow of resources embodying economic benefits is remote. Contingent assets are not recognized in the consolidated financial statements but are disclosed in the notes to consolidated financial statements when an inflow of economic benefits is probable.

### **Events After the Reporting Date**

Post year-end events that provide additional information about the Group's consolidated financial position at the end of reporting year (adjusting events) are reflected in the consolidated financial statements. Post year-end events that are non-adjusting events are disclosed in the notes to consolidated financial statements when material.

---

## **3. Significant Judgment, Estimates and Assumption**

The preparation of the Group's consolidated financial statements in accordance with PFRS requires management to make judgment, accounting estimates and assumptions that affect the application of accounting policies and the amounts of assets, liabilities, income and expenses reported in the consolidated financial statements at the reporting date. The judgment and accounting estimates and assumptions used in the consolidated financial statements are based upon management's evaluation of relevant facts and circumstances as of the date of the consolidated financial statements. While the Group believes that the assumptions are reasonable and appropriate, significant differences in the actual experience or significant changes in the assumptions may materially affect the estimated amounts. Actual results could differ from such estimates. Such estimates will be adjusted accordingly when the results become determinable.

Judgment, accounting estimates and assumptions are continually evaluated and are based on historical experiences and other factors, including expectations of future events that are believed to be reasonable under the circumstances.

### **Judgment**

In the process of applying the Group's accounting policies, management has made the following judgment, apart from those involving estimations, which has the most significant effect on the amounts recognized in the consolidated financial statements:

*Assessing the Recoverability of Deferred Exploration Costs.* The Group recognizes all project-related costs as part of deferred exploration costs. An impairment review is performed when there are indicators that the carrying amount of the deferred exploration costs may exceed its recoverable amount. The deferred exploration costs are reassessed on a regular basis and the factors that the Group considers important which could trigger an impairment review include the following:

- the period for which the entity has the right to explore in the specific area has not expired during the period or will not expire in the near future, and is expected to be renewed;



- substantive expenditure on further exploration for and evaluation of mineral resources in the specific area is budgeted or planned;
- the exploration for and evaluation of mineral resources in the specific area led to the discovery of commercially viable quantities of mineral resources and the entity has not decided to discontinue such activities in the specific area; and
- sufficient data exist to indicate that, although a development in the specific area is likely to proceed, the carrying amount of the exploration and evaluation asset will not be recovered in full from successful development or by sale.

As at December 31, 2022 and 2021, deferred exploration costs relating to mining rights and other exploration costs of the Group amounting to ₱111.9 million are fully provided with allowance (see Note 7).

No impairment loss was recognized in 2022, 2021 (and 2020). The carrying value of deferred exploration costs amounted to ₱218.1 million as at December 31, 2022 and 2021 (see Note 7).

*Assessing the Impairment of Other Nonfinancial Assets (excluding Deferred Exploration Cost).* The Group assesses impairment on its nonfinancial assets whenever events or changes in circumstances indicate that the carrying amount of these assets may not be recoverable. The factors that the Group considers important which could trigger an impairment review include the following:

- significant underperformance relative to expected historical or projected future operating results;
- significant changes in the manner of use of the acquired assets or the strategy for overall business; and
- significant negative industry or economic trends.

Management has assessed that there are no indications of impairment on the other nonfinancial assets in 2022 and 2021 (and 2020).

The carrying amounts of these non-financial assets are as follows:

|                            | Note | 2022              | 2021       |
|----------------------------|------|-------------------|------------|
| Input VAT                  | 10   | <b>₱9,745,803</b> | ₱9,567,351 |
| Office and other equipment | 10   | –                 | 13,884     |

*Establishing Control over Subsidiaries.* The Parent Company determines that it has control over its subsidiaries by considering, among others, its power over the investee, exposure or rights to variable returns from its involvement with the investee, and the ability to use its power over the investee to affect its returns. The following factors are also considered:

- The contractual arrangement with the other vote holders of the investee
- Rights arising from other contractual agreements
- The Group's voting rights and potential voting rights

Management has assessed that it has control over its subsidiaries as at December 31, 2022 and 2021.

### **Estimates and Assumptions**

The key assumptions concerning the future and other key sources of estimation uncertainty at the financial reporting date, that have a significant risk of causing a material adjustment to the carrying amounts of assets and liabilities within the next reporting year are discussed below.

*Determining the Fair Value of Investment Properties.* The Group engaged an independent appraiser to determine the fair value of investment properties. The fair value of investment properties was based on an independent appraiser's report dated January 4, 2021 applying the market data approach. Management evaluated that the fair value of investment properties determined on appraisal date approximates the fair value as at the reporting date since there were no significant changes in the condition of the properties and economic environment between those dates. In market data approach, the value of the land is based on sales and listings of comparable property registered within the vicinity. The technique of this approach requires the adjustments of comparable property by reducing reasonable comparative sales and listings to a common denominator. This is done by adjusting the differences between the subject property and those actual sales and listings regarded as comparable. The properties used as basis of comparison are situated within the immediate vicinity of the subject property. The comparison was premised on the factors of location, size and shape of the lot and time element.

Further information about the assumptions made in measuring the fair value of the investment properties are discussed in Notes 8 and 19 to the consolidated financial statements.

The properties pertain to parcels of land in the Municipality of Ginatilan, Cebu. The fair value of investment properties amounted to ₱9.2 million and ₱12.0 million as at December 31, 2022 and 2021, respectively (see Note 8).

*Assessing the Realizability of Deferred Tax Assets.* The carrying amount of deferred tax assets at each reporting date are reviewed and reduced to the extent that it is no longer probable that sufficient taxable profit will be available to allow all or part of the deferred tax assets to be utilized within the period allowed by the tax regulations. The Group's assessment on the recognition of deferred tax assets on deductible temporary differences is based on the forecasted taxable income of the subsequent reporting periods. This forecast is based on the Group's past results and future expectations on revenue and expenses.

The Group did not recognize deferred tax assets amounting to ₱28.2 million and ₱29.0 million as at December 31, 2022 and 2021 (see Note 16). The Group has assessed that it is not probable that sufficient taxable profit will be available to allow all or part of the deferred tax assets to be utilized.

---

## **4. Segment Information**

The Group's operating businesses are organized and managed separately according to the nature of products and services provided, with each segment representing a strategic business unit that offers different products and serves different markets.

As discussed in Note 1, the Group is engaged in geothermal and renewable energy, mining and exploration activities. The Management assessed that the Group is just considered as one business segment as it does not have other activities other than the exploration projects. The classification of business segment for which discrete financial information is available is regularly reviewed by the Management Committee, which makes decisions and assessment of its performance.

The amounts of segment assets and liabilities and segment profit or loss are based on measurement principles that are similar to those used in measuring the assets and liabilities and profit or loss in the consolidated financial statements, which is in accordance with PFRS.

Information with regard to the significant business segments of the Group are shown below.

|   | Year Ended December 31 |              |              |
|---|------------------------|--------------|--------------|
|   | 2022                   | 2021         | 2020         |
| Segment expenses                                      | <b>(P6,702,063)</b>    | (P8,949,492) | (P9,167,147) |
| Gain on sale of investment property                   | <b>5,309,000</b>       | —            | —            |
| Dividend income                                       | <b>319,476</b>         | 259,129      | 319,476      |
| Interest income                                       | <b>186,082</b>         | 142,092      | 947,058      |
| Gain on change in fair value of investment properties | —                      | —            | 2,019,130    |
| Net loss  | <b>(P887,505)</b>      | (P8,548,271) | (P5,881,483) |
| <b>As at December 31</b>                              |                        |              |              |
| Other information                                     |                        |              |              |
| Segment assets  | <b>P259,630,432</b>    | P259,078,089 | P267,425,944 |
| Segment liabilities                                   | <b>112,312,205</b>     | 111,402,250  | 114,597,482  |
| Depreciation  | <b>13,884</b>          | 20,828       | 27,522       |

## 5. Cash and Cash Equivalents

This account consists of:

|                           | 2022               | 2021        |
|---------------------------|--------------------|-------------|
| Cash on hand and in banks | <b>P10,711,762</b> | P3,403,587  |
| Short-term investments    | <b>7,257,632</b>   | 10,573,311  |
|                           | <b>P17,969,394</b> | P13,976,898 |

Cash in banks earn interest at the prevailing bank deposit rates. Short-term investments are made for varying periods of up to three months depending on the immediate cash requirements of the Group and earn interest at the respective short-term investment rates.

Interest income earned from cash in banks and short-term investments amounted to P0.2 million and P0.1 million in 2022 and 2021, respectively (P0.9 million in 2020).

## 6. Receivables

This account consists of:

|                                    | Note | 2022              | 2021       |
|------------------------------------|------|-------------------|------------|
| Nontrade receivables               | 13   | <b>₱1,490,413</b> | ₱2,498,666 |
| Advances to officers and employees |      | <b>38,174</b>     | 10,268     |
| Others                             |      | <b>89,434</b>     | 134,435    |
|                                    |      | <b>₱1,618,021</b> | ₱2,643,369 |

The above receivables are noninterest-bearing and are normally settled within a 30-day term.

No provision for ECL on receivables was recognized in 2022 and 2021 (and 2020).

## 7. Deferred Exploration Costs

This account consists of:

|                                 | 2022                 | 2021          |
|---------------------------------|----------------------|---------------|
| Cost:                           |                      |               |
| KGP                             | <b>₱218,054,455</b>  | ₱218,054,455  |
| Other exploration costs         | <b>63,664,924</b>    | 63,664,924    |
| Mining rights                   | <b>48,254,908</b>    | 48,254,908    |
|                                 | <b>329,974,287</b>   | 329,974,287   |
| Allowance for impairment losses | <b>(111,919,832)</b> | (111,919,832) |
| Carrying amount                 | <b>₱218,054,455</b>  | ₱218,054,455  |

The movements of KGP are as follows:

|                              | 2022                | 2021         |
|------------------------------|---------------------|--------------|
| Balance at beginning of year | <b>₱218,054,455</b> | ₱218,013,500 |
| Additions                    | –                   | 40,955       |
| Balance at end of year       | <b>₱218,054,455</b> | ₱218,054,455 |

Deferred exploration costs relate to the Group's geothermal projects. The ability of the Group to recover its deferred exploration costs would depend on the success of exploration activities and on the commercial viability of the reserves (see Note 1).

On January 15, 2020, APEC contributed US\$2.1 million (₱106.5 million) to AKHI for a 5% share of the US\$42.08 million appraisal drilling budget. There were no cash calls made in 2022 and 2021 (see Note 1). As at December 31, 2022 and 2021, total cash contributed amounted to ₱157.7 million.

The Group incurred exploration costs amounting to ₱40,955 in 2021 in connection with KGP (see Note 1).

As at December 31, 2022 and 2021, deferred exploration costs relating to mining rights and other exploration costs of the other projects of the Group were fully provided with allowance.

## 8. Investment Properties

The movement of this account follows:

|                              | 2022               | 2021        |
|------------------------------|--------------------|-------------|
| Balance at beginning of year | <b>₱12,048,000</b> | ₱12,048,000 |
| Sale                         | <b>(2,892,000)</b> | —           |
| Balance at end of year       | <b>₱9,156,000</b>  | ₱12,048,000 |

Investment properties pertain to parcels of land which are being held by the Group for capital appreciation. In 2022, the Group sold a parcel of land with a carrying amount of ₱2.9 million for ₱8.2 million resulting to a gain on sale amounting to ₱5.3 million.

No income was earned for the investment properties in 2022 and 2021 (and 2020). Real property tax paid amounted to ₱7,011 in 2022 and 2021 (₱2,585 in 2020).

The fair value of the investment properties was determined by an independent appraiser. The appraiser is an industry specialist in valuing these types of investment properties. Fair value represents the price that would be received to sell an asset or paid to transfer a liability in an orderly transaction between market participants at the measurement date. The fair values of investment properties and change in fair value amounting to ₱2.0 million in 2020 are determined using the market data approach by gathering available market evidences.

The latest independent appraiser's report is dated January 4, 2021. The Group has assessed that the fair value of the investment properties as at reporting date did not materially differ from the last valuation performed.

Fair value hierarchy disclosures for investment properties are provided in Note 19 to the consolidated financial statements.

Description of valuation techniques used and key inputs to valuation on investment properties are as follows:

### A. Highest and Best Use

Based on analysis of prevailing land usage in the neighborhood and the property itself, diversified agro-industrial land development would represent the highest and best use of the property.

Highest and Best Use is defined as the most profitable likely use to which a property can be put. The opinion of such use may be based on the highest and most profitable continuous use to which the property is adapted and needed or that use of land which may reasonably be expected to produce the greatest net return to land over a given period of time. Alternatively, it is that use, from among reasonably probable and legal alternative uses, found to be physically possible, appropriately supported, financially feasible, and which results in highest land value.

B. Market Data Approach

The value of the land was arrived at using the Market Data Approach. In this approach, the value of the land was based on sales and listings of comparable property registered within the vicinity. The technique of this approach requires the adjustments of comparable property by reducing reasonable comparative sales and listings to a common denominator. This was done by adjusting the differences between the subject property and those actual sales and listings regarded as comparable. The properties used as bases of comparison are situated within the immediate vicinity of the subject property. The comparison was premised on the factors of locations, size and shape of the lot, time element and others.

---

9. **Financial Assets at Fair Value Through Other Comprehensive Income**

The Parent Company has 6,359,000 shares in Premium Leisure Corp. (PLC) amounting to ₱3,020,525 and ₱2,734,370 as at December 31, 2022 and 2021, respectively.

Movements of financial assets at FVOCI as at December 31 are as follows:

|                              | 2022       | 2021       |
|------------------------------|------------|------------|
| Balance at beginning of year | ₱2,734,370 | ₱2,829,755 |
| Unrealized gain (loss)       | 286,155    | (95,385)   |
| Balance at end of year       | ₱3,020,525 | ₱2,734,370 |

The table below presents the cumulative change in fair value of financial assets at FVOCI attributable to the shareholders of the Parent Company (presented in the equity section of the consolidated statements of financial position):

|                              | 2022       | 2021       |
|------------------------------|------------|------------|
| Balance at beginning of year | ₱1,886,369 | ₱1,981,754 |
| Change in fair value         | 286,155    | (95,385)   |
| Balance at end of year       | ₱2,172,524 | ₱1,886,369 |

The Group received dividend income from PLC amounting to ₱0.3 million in 2022 and 2021 (₱0.3 million in 2020).

---

10. **Other Noncurrent Assets**

This account consists of:

|                            | Note | 2022       | 2021       |
|----------------------------|------|------------|------------|
| Input VAT                  |      | ₱9,745,803 | ₱9,567,351 |
| Security deposits          | 18   | 23,822     | 23,822     |
| Office and other equipment |      | –          | 13,884     |
|                            |      | ₱9,769,625 | ₱9,605,057 |

### **Office and Other Equipment**

This account consists of:

|                                      | Note | 2022              | 2021       |
|--------------------------------------|------|-------------------|------------|
| <b>Cost</b>                          |      |                   |            |
| Balance at beginning and end of year |      | <b>₱1,676,615</b> | ₱1,676,615 |
| <b>Accumulated depreciation</b>      |      |                   |            |
| Balance at beginning of year         |      | <b>1,662,731</b>  | 1,641,903  |
| Depreciation                         | 15   | <b>13,884</b>     | 20,828     |
| Balance at end of year               |      | <b>1,676,615</b>  | 1,662,731  |
| <b>Carrying amount</b>               |      | <b>₱—</b>         | ₱13,884    |

Fully depreciated office and other equipment with a total cost of ₱1.7 million and ₱1.6 million as at December 31, 2022 and 2021, respectively, are still being used in the operations.

### **11. Trade and Other Payables**

This account consists of:

|                          | 2022               | 2021        |
|--------------------------|--------------------|-------------|
| Trade                    | <b>₱5,029,375</b>  | ₱4,996,241  |
| Payable to third parties | <b>12,938,906</b>  | 13,095,193  |
| Nontrade payables        | <b>8,735,254</b>   | 8,735,254   |
| Accrued expenses:        |                    |             |
| Professional fees        | <b>664,885</b>     | 729,905     |
| Taxes                    | <b>492,060</b>     | —           |
| Others                   | <b>818,937</b>     | 385,255     |
| Statutory payables       | <b>24,231</b>      | 20,039      |
| Others                   | <b>148,719</b>     | 180,078     |
|                          | <b>₱28,852,367</b> | ₱28,141,965 |

Trade payables are noninterest-bearing and are normally settled on a 30-day term.

Payable to third parties mostly pertains to payables that are noninterest-bearing and are due and demandable.

Nontrade payables are noninterest-bearing and payable on demand.

Accrued expenses mainly pertain to payable to utility and other service providers which are normally settled within the next financial year.

Statutory payables include withholding taxes payable and payables to various government agencies which are normally settled within the following month.

## 12. Equity

- a. Details of authorized, issued and outstanding capital stock as at December 31, 2022 and 2021 follows:

|                                   | Number<br>of Shares | Amount       |
|-----------------------------------|---------------------|--------------|
| Authorized:                       |                     |              |
| Common stock - ₱0.01 par value    | 14,000,000,000      | ₱140,000,000 |
| Preferred stock - ₱0.01 par value | 6,000,000,000       | 60,000,000   |
|                                   | 20,000,000,000      | ₱200,000,000 |
| Common stock                      |                     |              |
| Issued                            | 5,998,149,059       | ₱59,981,491  |
| Subscribed                        | 1,513,660,938       | 15,136,609   |
|                                   | 7,511,809,997       | 75,118,100   |
| Less subscription receivable      | –                   | (11,237,312) |
|                                   | 7,511,809,997       | 63,880,788   |
| Treasury stock                    | (7,606,000)         | (29,435,220) |
| Outstanding stock                 | 7,504,203,997       | ₱34,445,568  |

- b. The cumulative convertible preference shares are redeemable and may be issued from time to time by the Parent Company's BOD, which is authorized to adopt resolutions authorizing the issuance thereof in one or more series for such number of shares and relative rights and preferences, as it may deem beneficial to the Parent Company. The Parent Company's BOD has not authorized any issuance of preferred shares.
- c. The following summarizes the information on the Parent Company's registration of securities under the Securities Regulation Code:

| Date of SEC Approval | Type of Issuance           | Authorized<br>Shares | Issue /<br>Offer Price |
|----------------------|----------------------------|----------------------|------------------------|
| January 7, 1994      | Initial public offering    | 80,000,000,000       | ₱0.01                  |
| July 9, 1996         | Additional public offering | 100,000,000,000      | 0.01                   |
| July 12, 1996        | Stock option               | 5,300,000,000        | 0.01                   |
| October 16, 1996     | Additional subscription    | 1,814,700,000,000    | 0.01                   |
| April 30, 1997       | Increase of par value      | (1,980,000,000,000)  | 1.00                   |
|                      |                            | 20,000,000,000       |                        |

The total number of shareholders is 591 as at December 31, 2022 and 2021.

On February 20, 2020, the SEC approved the decrease in the authorized capital stock of the Parent Company from ₱20,000.0 million divided into 14,000.0 million common shares and 6,000.0 million preferred shares at ₱1.00 a share to ₱200.0 million divided into 14,000.0 million common shares and 6,000.0 million preferred shares both at ₱0.01 par value a share.



On February 20, 2020, the SEC approved the equity restructuring of the Parent Company primarily to write-off the Parent Company's deficit as at December 31, 2018 amounting to ₱7,793.8 million against the additional paid in capital of ₱7,938.1 million. Consequently, the remaining additional paid in capital of ₱144.3 million is not allowed to be applied for future losses that may be incurred by the Parent Company without prior approval of the SEC.

- d. Additional paid in capital as at December 31, 2022 and 2021 consists of the following:

|                                     | Amount              |
|-------------------------------------|---------------------|
| Subscription in excess of par value | ₱1,256,789,894      |
| Less subscription receivable        | (1,112,493,936)     |
|                                     | <u>₱144,295,958</u> |

- e. Pursuant to the PSE's rules on minimum public ownership, at least 10% of the issued and outstanding shares of a listed company must be owned and held by the public. As at December 31, 2022 and 2021, public ownership over the Parent Company is 51%.

### 13. Related Party Transactions

The Group, in its regular conduct of business, has transactions and balances with a related party. Transactions between members of the Group and the related balances are eliminated at consolidation and are no longer included in the consolidated financial statements.

The following table summarized the transactions with a related party and the outstanding balance arising from these transactions.

|                                | Nature of Transaction | Transactions during the Year |      | Outstanding Balance |             |
|--------------------------------|-----------------------|------------------------------|------|---------------------|-------------|
|                                |                       | 2022                         | 2021 | 2022                | 2021        |
| Nontrade receivables           |                       |                              |      |                     |             |
| Entity under common management |                       |                              |      |                     |             |
|                                | Reimbursements        | ₱471,194                     | ₱-   | ₱1,490,413          | ₱2,498,666  |
| Advances from a related party  |                       |                              |      |                     |             |
| Stockholder                    |                       |                              |      |                     |             |
|                                | Advances              | ₱-                           | ₱-   | ₱79,406,947         | ₱79,406,947 |
|                                | Share in expenses     | —                            | —    | 571,684             | 571,684     |
|                                |                       |                              |      | ₱79,978,631         | ₱79,978,631 |

#### Terms and Conditions of Transactions with Related Parties

Outstanding balance of transactions with a related party is noninterest-bearing, unsecured, payable on demand and is normally settled in cash.

#### Compensation of Key Management Personnel

Compensation of key management personnel presented as part of "Salaries and employee benefits" under "General and administrative expenses" account in the consolidated statements of comprehensive income for the years ended December 31, 2022 and 2021 (and 2020) consist of the following:

|   | 2022              | 2021              | 2020              |
|---|-------------------|-------------------|-------------------|
| Salaries and short-term employee benefits | ₱1,240,190        | ₱1,529,500        | ₱1,944,667        |
| Retirement costs                          | 123,294           | 205,316           | 345,507           |
|   | <u>₱1,363,484</u> | <u>₱1,734,816</u> | <u>₱2,290,174</u> |

**Approval Requirements and Limits on the Amount and Extent of Related Party Transactions**

All individual material related party transactions (MRPT) and those involving directors and/or officers shall be approved by at least two-thirds (2/3) vote of the BOD, with at least a majority of the independent directors voting to approve the MRPT. In case that a majority of the independent directors' vote is not secured, the MRPT may be ratified by the vote of the stockholders representing at least two-thirds (2/3) of the outstanding capital stock.

Aggregate related party transactions within a 12-month period that meets or breaches the materiality threshold shall require the same BOD approval mentioned above.

---

**14. Retirement Benefits**

The Group has an unfunded, noncontributory defined benefit retirement plan covering substantially all of its employees. The plan provides for a lump sum benefit payment upon retirement.

Under the existing regulatory framework, Republic Act (RA) No. 7641, an act amending Article 287 of Presidential Decree (PD) No. 442, as amended, otherwise known as the Labor Code of the Philippines, requires a provision for retirement pay to qualified private sector employees in the absence of any retirement plan in the entity, provided however that the employee's retirement benefits under any collective bargaining and other agreements shall not be less than those provided under the law. The law does not require minimum funding of the plan.

The latest valuation of retirement plan was performed by an independent actuary for the year ended December 31, 2022.

The components of retirement costs recognized under "General and administrative expenses" account in the consolidated statements of comprehensive income are as follows (see Note 15):

|                      | 2022            | 2021     | 2020     |
|----------------------|-----------------|----------|----------|
| Current service cost | <b>P299,883</b> | P585,938 | P576,420 |
| Interest cost        | <b>143,408</b>  | 220,742  | 199,274  |
|                      | <b>P443,291</b> | P806,680 | P775,694 |

Changes in present value of retirement liability are as follows:

|  | 2022              | 2021        |
|--|-------------------|-------------|
| Balance at beginning of year                 | <b>P3,281,654</b> | P5,966,007  |
| Current service cost                         | <b>299,883</b>    | 585,938     |
| Interest cost                                | <b>143,408</b>    | 220,742     |
| Remeasurement loss (gain) recognized in OCI: |                   |             |
| Changes in financial assumptions             | <b>(246,019)</b>  | (710,454)   |
| Experience adjustments                       | <b>2,281</b>      | (2,761,348) |
| Changes in demographic assumptions           | <b>—</b>          | (19,231)    |
| Balance at end of year                       | <b>P3,481,207</b> | P3,281,654  |

Movements in the retirement liability are as follows:

|                                      | 2022       | 2021        |
|--------------------------------------|------------|-------------|
| Balance at beginning of year         | ₱3,281,654 | ₱5,966,007  |
| Retirement cost                      | 443,291    | 806,680     |
| Remeasurement gain recognized in OCI | (243,738)  | (3,491,033) |
| Balance at end of year               | ₱3,481,207 | ₱3,281,654  |

The cumulative remeasurement losses recognized in OCI amounted to ₱0.3 million and ₱0.5 million as at December 31, 2022 and 2021, respectively.

The principal assumptions used to determine retirement obligations for the Group's plan are shown below:

|                             | 2022  | 2021  |
|-----------------------------|-------|-------|
| Discount rate               | 6.45% | 4.37% |
| Future salary increase rate | 4.00% | 4.00% |

The sensitivity analysis below has been determined based on reasonably possible changes of each significant assumption on the defined benefit obligation as at December 31, 2022 assuming all other assumptions were held constant:

|                             | Increase<br>(Decrease) | Increase<br>(decrease) in<br>accrued retirement<br>cost |
|-----------------------------|------------------------|---|
| Discount rate               | 1.00%<br>(1.00%)       | (₱113,578)<br>105,717                                   |
| Future salary increase rate | 1.00%<br>(1.00%)       | 115,204<br>(109,132)                                    |

The following are other defined benefit plan information:

|   | 2022       | 2021       |
|---|------------|------------|
| A. Weighted average duration of present value of defined benefit obligation | 3.1 years  | 4.0 years  |
| B. Maturity analysis of undiscounted retirement benefit payments            |            |            |
| Within one year   | ₱1,032,828 | ₱946,759   |
| More than one year up to 5 years  | 3,966,698  | 2,145,692  |
| C. Plan membership information  |            |            |
| Number of active plan members   | 4          | 4          |
| Average attained age  | 55.2 years | 54.2 years |
| Average past service  | 14.2 years | 13.2 years |
| Average future service  | 4.8 years  | 5.8 years  |

## 15. General and Administrative Expenses

This account consists of:

|   | Note | 2022              | 2021       | 2020       |
|---|------|-------------------|------------|------------|
| Salaries and employee benefits          |      | <b>₱1,240,190</b> | ₱2,015,657 | ₱2,548,262 |
| Transportation and travel               |      | <b>1,068,124</b>  | 776,693    | 835,430    |
| Professional fees                       |      | <b>932,064</b>    | 1,075,404  | 2,829,612  |
| Brokerage                               |      | <b>900,050</b>    | —          | —          |
| Taxes and licenses                      |      | <b>826,365</b>    | 1,459,076  | 332,280    |
| Entertainment, amusement and recreation |      | <b>521,816</b>    | 1,066,870  | 1,162,550  |
| Retirement costs                        | 14   | <b>443,291</b>    | 806,680    | 775,694    |
| Dues and subscriptions                  |      | <b>367,965</b>    | 131,008    | 109,199    |
| Outside services                        |      | <b>187,268</b>    | 113,208    | 104,788    |
| Rental                                  |      | <b>53,571</b>     | 53,571     | 53,571     |
| Depreciation                            | 10   | <b>13,884</b>     | 20,828     | 27,522     |
| Insurance                               |      | <b>6,726</b>      | 119,070    | 78,299     |
| Filing fees                             |      | —                 | 889,870    | —          |
| Others                                  |      | <b>140,749</b>    | 421,557    | 309,940    |
|   |      | <b>₱6,702,063</b> | ₱8,949,492 | ₱9,167,147 |

## 16. Income Tax

There was no provision for income tax in 2022 and 2021 (and 2020).

No deferred income tax assets were recognized for the following deductible temporary differences and carryforward benefits of NOLCO because management has assessed that it is not probable that there will be sufficient future taxable profit against which the deferred tax assets can be utilized.

|  | 2022                | 2021         | 2020         |
|--|---------------------|--------------|--------------|
| Allowance for impairment of deferred exploration costs and mining rights | <b>₱111,919,832</b> | ₱111,919,832 | ₱111,919,832 |
| NOLCO  | <b>19,714,258</b>   | 23,141,011   | 29,447,251   |
| Accrued retirement costs   | <b>3,481,207</b>    | 3,281,654    | 5,966,007    |
|  | <b>₱135,115,297</b> | ₱138,342,497 | ₱147,333,090 |
| Unrecognized deferred tax assets   | <b>₱28,159,327</b>  | ₱28,972,613  | ₱44,199,927  |

As at December 31, 2022, the Group's unutilized NOLCO which can be carried forward and claimed as deduction against future regular taxable income are as follows:

| Year Incurred | Balance at beginning of year | Incurred          | Applied /Expired    | Balance at end of year | Valid Until |
|---------------|------------------------------|-------------------|---------------------|------------------------|-------------|
| 2022          | ₱—                           | ₱5,290,153        | ₱—                  | ₱5,290,153             | 2025        |
| 2021          | 7,200,702                    | —                 | —                   | 7,200,702              | 2026        |
| 2020          | 7,223,403                    | —                 | —                   | 7,223,403              | 2025        |
| 2019          | 8,716,906                    | —                 | (8,716,906)         | —                      | 2022        |
|               | <b>₱23,141,011</b>           | <b>₱5,290,153</b> | <b>(₱8,716,906)</b> | <b>₱19,714,258</b>     |             |

On September 30, 2020, the Bureau of Internal Revenue (BIR) issued Revenue Regulations No. 25-2020 implementing Section 4(b) of “Bayanihan to Recover As One Act” which states that the NOLCO incurred for taxable years 2020 and 2021 can be carried over and claimed as a deduction from gross income for the next five (5) consecutive taxable years immediately following the year of such loss.

The reconciliation of benefit from income tax computed at the statutory income tax rate to the provision for income tax shown in the consolidated statements of comprehensive income is as follows:

|   | 2022               | 2021         | 2020         |
|---|--------------------|--------------|--------------|
| Benefit from income tax computed            |                    |              |              |
| at the statutory income tax rate            | <b>(P100,189)</b>  | (P2,126,790) | (P1,764,445) |
| Change in unrecognized deferred tax assets  | <b>(752,351)</b>   | (15,227,314) | (3,151,512)  |
| Effect of change in tax rates               | —                  | 13,816,061   | —            |
| Tax effects of:                             |                    |              |              |
| Expired NOLCO and MCIT                      | <b>2,175,726</b>   | 3,373,681    | 5,552,891    |
| Income subjected to capital gains tax       | <b>(1,327,250)</b> | —            | —            |
| Nondeductible expenses                      | <b>130,454</b>     | 264,666      | 348,765      |
| Dividend income exempt from income tax      | <b>(79,869)</b>    | (64,782)     | (95,843)     |
| Interest income subjected to final tax      | <b>(46,521)</b>    | (35,522)     | (284,117)    |
| Change in fair value of investment property | —                  | —            | (605,739)    |
| Benefit from income tax computed            |                    |              |              |
| at the effective income tax rate            | <b>P—</b>          | <b>P—</b>    | <b>P—</b>    |

On March 26, 2021, the Corporate Recovery and Tax Incentive for Enterprise (CREATE) Bill was approved and signed into law by the country’s President. Under the CREATE Law, the RCIT of domestic corporations was revised from 30% to 25% or 20% depending on the amount of total assets or total amount of taxable income. In addition, the MCIT was changed from 2% to 1% of gross income for a period of three years. The changes in the income tax rates retrospectively became effective beginning July 1, 2020 but was applied in 2021.

The approval of the CREATE Bill into law and the changes in the income tax rates did not have an impact on the Group because of its taxable loss position in 2020.

The Philippine income tax rates used in preparing the consolidated financial statements is 25% and 20% as at and for the year ended December 31, 2022 and 2021 (30% as at and for the year ended December 31, 2020).

## 17. Basic / Diluted Loss Per Common Share

The calculation of loss per share for the year ended December 31 follow:

|   | 2022          | 2021          | 2020          |
|---|---------------|---------------|---------------|
| Net loss attributable to equity holders of the Parent Company (a) | (P866,495)    | (P8,419,648)  | (P5,869,322)  |
| Weighted average number of common shares                          | 7,511,809,997 | 7,511,809,997 | 7,511,809,997 |
| Treasury shares   | (7,606,000)   | (7,606,000)   | (7,606,000)   |
| Divided by weighted average common shares (b)                     | 7,504,203,997 | 7,504,203,997 | 7,504,203,997 |
| Basic / diluted loss per share (a/b)                              | (P0.000115)   | (P0.001122)   | (P0.000782)   |

There were no dilutive potential common shares for purposes of calculation of loss per share in 2022 and 2021 (and 2020).

## 18. Financial Risk Management Objectives and Policies

### General

The Group has risk management policies that systematically view the risks that could prevent the Group from achieving its objectives. These policies are intended to manage risks identified in such a way that opportunities to deliver the Group's objectives are achieved. The Group's risk management takes place in the context of day-to-day operations and normal business processes such as strategic planning and business planning. It is also established to identify and manage the Group's exposure to financial risks, to set appropriate transaction limits and controls, and to monitor and assess risks and compliance to internal control policies.

Management has identified each risk and is responsible for coordinating and continuously improving risk strategies, processes and measures in accordance with the established business objectives. The BOD has overall responsibility for the establishment and oversight of the Group's risk management framework. Risk management policies and structure are reviewed regularly to reflect changes in market conditions and the activities of the Group.

The Group's principal financial instruments comprise of cash and cash equivalents, receivables, security deposits, financial assets at FVOCI, trade and other payables (excluding statutory payables), and advances from a related party.

The main risks arising from the Group's financial instruments are credit risk, liquidity risk and interest rate risk. The BOD reviews and approves policies for managing these risks. These are summarized below.

### Credit Risk

Credit risk is the risk that the obligations to the Group will not be repaid on time and in full as contracted, resulting in a financial loss. It is inherent to the business as potential losses may arise due to the failure of its counter parties to fulfill their obligations on maturity dates or due to adverse market conditions.

Generally, the credit risk of the Group is attributable to financial assets at amortized cost. The Group maintains credit policies and continuously monitors defaults of customers and other counter parties, identified either individually or by group, and incorporate this information into its credit risk controls. Managing credit risk has both qualitative and quantitative aspects. Credit officers must evaluate the credit quality of the counterparties and assign internal credit ratings upon this evaluation.

The Group defines credit exposure as all transactions where losses might occur due to the fact that counterparties may not fulfill their contractual payment obligations based on original contractual terms. The Group's exposure to credit risk arises from default of the counterparty, with a maximum exposure equal to the carrying amounts of these financial assets. Credit risk from cash in banks is mitigated by transacting only with reputable banks duly approved by management.

*Credit Quality of Financial Assets.* The credit quality of financial assets is managed by the Group using internal credit ratings such as high grade, standard grade, past due but not impaired and credit impaired.

High Grade - pertains to deposits or placements to counterparties with good credit rating or bank standing. For receivables, this covers accounts of good paying counterparties, with good credit standing and are not expected by the Group to default in settling its obligations, thus credit risk exposure is minimal.

Standard Grade - other financial assets not belonging to high quality financial assets are included in this credit rating.

Past due but not impaired - pertains to financial assets where contractual payments are past due but the Group believes that impairment is not appropriate based on the probability of collection of amounts owed to the Group.

Credit impaired - pertains to financial assets for which the Group determines that it is probable that it will not be able to collect the amount due based on the contractual terms and agreements.

The tables below summarize the analysis of the Group's financial assets as at December 31:

|                                    | 2022  |                |                              |                 |             |
|------------------------------------|---|----------------|------------------------------|-----------------|-------------|
|                                    | Neither Past Due nor Impaired<br>High Grade | Standard Grade | Past due but<br>not impaired | Credit Impaired | Total       |
| Cash and cash equivalents*         | ₱17,966,044                                 | ₱—             | ₱—                           | ₱—              | ₱17,966,044 |
| Receivables:                       |   |                |                              |                 |             |
| Nontrade receivables               | —   | 1,490,413      | —                            | —               | 1,490,413   |
| Advances to officers and employees | —   | 38,174         | —                            | —               | 38,174      |
| Others                             | —   | 89,434         | —                            | —               | 89,434      |
| Security deposits**                | 23,822                                      | —              | —                            | —               | 23,822      |
| Financial assets at FVOCI          | 3,020,525                                   | —              | —                            | —               | 3,020,525   |
|                                    | ₱21,010,391                                 | ₱1,618,021     | ₱—                           | ₱—              | ₱22,628,412 |

\*Excluding cash on hand amounting to ₱3,350.

\*\*Presented under "Other noncurrent assets" account.

|                                       | 2021  |                |                              |                 |             |
|---------------------------------------|---|----------------|------------------------------|-----------------|-------------|
|                                       | Neither Past Due nor Impaired<br>High Grade | Standard Grade | Past due but<br>not impaired | Credit Impaired | Total       |
| Cash and cash equivalents*            | ₱13,969,150                                 | ₱—             | ₱—                           | ₱—              | ₱13,969,150 |
| Receivables:                          |   |                |                              |                 |             |
| Nontrade receivables                  | —   | 2,498,666      | —                            | —               | 2,498,666   |
| Advances to officers and<br>employees | —   | 10,268         | —                            | —               | 10,268      |
| Others                                | —   | 134,435        | —                            | —               | 134,435     |
| Security deposits**                   | 23,822                                      | —              | —                            | —               | 23,822      |
| Financial assets at FVOCI             | 2,734,370                                   | —              | —                            | —               | 2,734,370   |
|                                       | ₱16,727,342                                 | ₱2,643,369     | ₱—                           | ₱—              | ₱19,370,711 |

\*Excluding cash on hand amounting to ₱7,748.

\*\*Presented under "Other noncurrent assets" account.

### Liquidity Risk

Liquidity risk is the risk that the Group will not be able to meet its financial obligations as they fall due. The Group's objectives to managing liquidity risk is to ensure, as far as possible, that it will always have sufficient liquidity to meet its liabilities when due, under both normal and stressed conditions, without incurring unacceptable losses or risking adverse effect to the Group's credit standing.

The Group seeks to manage its liquid funds through cash planning on a weekly basis. As part of its liquidity risk management, the Group regularly evaluates its projected and actual cash flows. It also continuously assesses conditions in the financial markets for opportunities to pursue fund raising activities.

The table below summarizes the maturity profile of the Group's financial liabilities as at December 31 based on contractual undiscounted payments:

|                               | 2022         |                       |                |             |              |
|-------------------------------|--------------|-----------------------|----------------|-------------|--------------|
|                               | On demand    | Less than<br>3 months | 3 to 12 months | Over 1 year | Total        |
| Trade and other payables*     | ₱21,674,160  | ₱7,153,976            | ₱—             | ₱—          | ₱28,828,136  |
| Advances from a related party | 79,978,631   | —                     | —              | —           | 79,978,631   |
|                               | ₱101,652,791 | ₱7,153,976            | ₱—             | ₱—          | ₱108,806,767 |

\*Excluding statutory liabilities to the government.

|                               | 2021         |                       |                |             |              |
|-------------------------------|--------------|-----------------------|----------------|-------------|--------------|
|                               | On demand    | Less than<br>3 months | 3 to 12 months | Over 1 year | Total        |
| Trade and other payables*     | ₱21,830,447  | ₱6,291,479            | ₱—             | ₱—          | ₱28,121,926  |
| Advances from a related party | 79,978,631   | —                     | —              | —           | 79,978,631   |
|                               | ₱101,809,078 | ₱6,291,479            | ₱—             | ₱—          | ₱108,100,557 |

\*Excluding statutory liabilities to the government.

### Equity Price Risk

The Group's investments in equity securities are susceptible to market price risk arising from uncertainties about future values of the investment securities. The Group manages the equity price risk through diversification and placing limits on individual and total equity instruments. Reports on the equity portfolio are submitted to the Group's senior management on a regular basis. The Group's BOD reviews and approves all equity investment decisions.

The Group's exposure to quoted securities amounted to ₱3.0 million and ₱2.7 million as at December 31, 2022 and 2021, respectively (see Note 9).



The Group's assessment of reasonably possible change, based on its expectations, is presented below:

|             | Change in Equity Price* | Effect on Equity |
|-------------|-------------------------|------------------|
| <b>2022</b> | <b>8%</b>               | <b>₱234,472</b>  |
|             | <b>(8%)</b>             | <b>(234,472)</b> |
| <b>2021</b> | <b>13%</b>              | <b>₱346,922</b>  |
|             | <b>(13%)</b>            | <b>(346,922)</b> |

\*Based on PSE market index

## 19. Fair Value Measurements

The following table provides the fair value hierarchy of assets and liabilities with carrying amounts which approximate its fair value or measured at fair value:

| 2022                           |                   |                    |                   |                    |
|--------------------------------|-------------------|--------------------|-------------------|--------------------|
|                                | Valuation Date    | Total              | Level 1           | Level 2            |
| Assets measured at fair value: |                   |                    |                   |                    |
| Investment properties          | December 31, 2020 | ₱9,156,000         | ₱—                | ₱9,156,000         |
| Financial assets at FVOCI      | December 31, 2022 | 3,020,525          | 3,020,525         | —                  |
|                                |                   | <b>₱12,176,525</b> | <b>₱3,020,525</b> | <b>₱9,156,000</b>  |
| 2021                           |                   |                    |                   |                    |
|                                | Valuation Date    | Total              | Level 1           | Level 2            |
| Assets measured at fair value: |                   |                    |                   |                    |
| Investment properties          | December 31, 2020 | ₱12,048,000        | ₱—                | ₱12,048,000        |
| Financial assets at FVOCI      | December 31, 2021 | 2,734,370          | 2,734,370         | —                  |
|                                |                   | <b>₱14,782,370</b> | <b>₱2,734,370</b> | <b>₱12,048,000</b> |

*Cash and Cash Equivalents, Receivables, Trade and Other Payables, and Advances from a Related Party.* Due to the short-term nature of the transactions, the carrying values approximate the fair values at reporting dates.

*Security Deposits.* The carrying value of security deposits does not materially differ from the fair value as at December 31, 2022 and 2021.

*Investment Properties.* The fair values of the investment properties were based on valuations performed by accredited independent appraisers, as discussed in Note 8.

*Financial Assets at FVOCI.* The fair values of quoted equity securities were determined by reference to market bid quotes as at reporting dates.

There were no transfers between Level 1 and Level 2 fair value measurements and no transfers into and out of Level 3 fair value measurements during the year ended December 31, 2022 and 2021.

---

## 20. Capital Management

The primary objective of the Group's capital management is to ensure that it maintains strong credit rating and stable capital ratios in order to support its business and maximize shareholders' value. The Group manages its capital structure and makes adjustments to it, based on the changes in economic conditions. To maintain or adjust the capital structure, the Group may adjust the dividend payment to shareholders, return capital to shareholders or issue new shares. The Group is not subject to externally-imposed capital requirements.

The Group considers the equity attributable to the equity holders of the Parent Company as presented in the consolidated statements of financial position as its core capital. As at December 31, 2022 and 2021, the Group was able to meet its capital management objectives. No changes were made in the objectives, policies or processes in 2022 and 2021.

---

## 21. Supplemental Disclosure of Noncash Activities

In 2020, noncash activities related to the Parent Company's equity restructuring pertain to the following:

- Reclassification of the excess of subscription amount over par value of capital stock from capital stock to additional paid-in capital amounting to ₱7,436.7 million as a result of SEC's approval of the Parent Company's decrease in par value of capital stock.
- Reclassification of subscription receivables from capital stock to additional paid-in capital amounting to ₱1,112.5 million (see Note 12).
- Reclassification of additional paid-in capital amounting to ₱7,436.7 million to wipe out Parent Company's deficit as at December 31, 2018 in accordance with the approval of the SEC on the Parent Company's equity restructuring.

There were no noncash activities in 2022 and 2021.

**REPORT OF INDEPENDENT AUDITORS  
ON SUPPLEMENTARY SCHEDULES FOR FILING WITH THE  
SECURITIES AND EXCHANGE COMMISSION**

The Stockholders and the Board of Directors  
APC Group, Inc. and Subsidiaries  
G/F MyTown New York Bldg.  
General E. Jacinto St. cor. Capas St.  
Brgy. Guadalupe Nuevo, Makati City

We have audited in accordance with Philippine Standards on Auditing, the consolidated financial statements of APC Group, Inc. and Subsidiaries (the Group) as at and for the years ended December 31, 2022 and 2021 and have issued our report thereon dated February 28, 2023. Our audits were made for the purpose of forming an opinion on the consolidated financial statements taken as a whole.

The following supplementary schedules are the responsibility of the Group's management. These are presented for purposes of complying with the Revised Securities Regulation Code Rule 68 Part II, and are not part of the basic consolidated financial statements:

- Reconciliation of Retained Earnings Available for Dividend Declaration of the Parent Company as at December 31, 2022
- Schedules required by Annex 68-J as at December 31, 2022
- Conglomerate Map as at December 31, 2022
- Schedule of Financial Soundness Indicators as at and for the years ended December 31, 2022 and 2021

The supplementary schedules have been subjected to the audit procedures applied in the audit of the basic consolidated financial statements and, in our opinion, fairly state, in all material respects, the financial data required to be set forth therein in relation to the basic consolidated financial statements taken as a whole.



The financial soundness indicators are not measures of operating performance defined by Philippine Financial Reporting Standards and may not be comparable to similarly titled measures presented by other companies. The components of these financial soundness indicators have been traced to the Group's consolidated financial statements as at December 31, 2022 and 2021.

**REYES TACANDONG & Co.**

**BELINDA B. FERNANDO**

**Partner**

CPA Certificate No. 81207

Tax Identification No. [REDACTED]

BOA Accreditation No. 4782; Valid until April 13, 2024

SEC Accreditation No. 81207-SEC Group A

Issued January 30, 2020

Valid for Financial Periods 2019 to 2023

BIR Accreditation No. 08-005144-004-2022

Valid until October 16, 2025

PTR No. 9564560

Issued January 3, 2023, Makati City

**February 28, 2023**

**Makati City, Metro Manila**

**APC GROUP, INC. AND SUBSIDIARIES**  
**SCHEDULE OF FINANCIAL SOUNDNESS INDICATORS**  
**AS AT DECEMBER 31, 2022 and 2021**

| Ratio                 | Formula                                       | 2022                | 2021         |
|-----------------------|---|---------------------|--------------|
| Current Ratio         | Total current assets                          | <b>₱19,629,827</b>  | ₱16,636,207  |
|                       | Divided by: Total current liabilities         | <b>108,830,998</b>  | 108,120,596  |
|                       | Current Ratio                                 | <b>0.18</b>         | 0.15         |
|                       |   |                     |              |
| Acid Test Ratio       | Total current assets                          | <b>₱19,629,827</b>  | ₱16,636,207  |
|                       | Less: other current assets                    | <b>42,412</b>       | 15,940       |
|                       | Quick assets                                  | <b>19,587,415</b>   | 16,620,267   |
|                       | Divide by: Total current liabilities          | <b>108,830,998</b>  | 108,120,596  |
|                       | Acid Test Ratio                               | <b>0.18</b>         | 0.15         |
|                       |   |                     |              |
| Solvency Ratio        | Net loss after depreciation and amortization  | <b>(₱887,505)</b>   | (₱8,548,271) |
|                       | Add: Depreciation and amortization            | <b>13,884</b>       | 20,828       |
|                       | Net loss before depreciation and amortization | <b>(873,621)</b>    | (8,527,443)  |
|                       | Divided by: Total liabilities                 | <b>112,312,205</b>  | 111,402,250  |
|                       | Solvency Ratio                                | <b>(0.01)</b>       | (0.08)       |
|                       |   |                     |              |
| Asset-to-Equity Ratio | Total assets                                  | <b>₱259,630,432</b> | ₱259,078,089 |
|                       | Divided by: Total equity                      | <b>147,318,227</b>  | 147,675,839  |
|                       | Asset-to-Equity Ratio                         | <b>1.76</b>         | 1.75         |
|                       |   |                     |              |
| Return on Equity      | Net loss                                      | <b>(₱887,505)</b>   | (₱8,548,271) |
|                       | Divided by: Total equity                      | <b>147,318,227</b>  | 147,675,839  |
|                       | Return on Equity                              | <b>(0.01)</b>       | (0.06)       |
|                       |   |                     |              |
| Return on Assets      | Net loss                                      | <b>(₱887,505)</b>   | (₱8,548,271) |
|                       | Divided by: Average total assets              | <b>259,354,261</b>  | 263,250,734  |
|                       | Return on Assets                              | <b>(0.00)</b>       | (0.03)       |
|                       |   |                     |              |
| Debt-to-Equity Ratio  | Total liabilities                             | <b>₱112,312,205</b> | ₱111,402,250 |
|                       | Divided by: Total equity                      | <b>147,318,227</b>  | 147,675,839  |
|                       | Debt-to-Equity Ratio                          | <b>0.76</b>         | 0.75         |
|                       |   |                     |              |

(Forward)

| Ratio                        | Formula                       | 2022           | 2021 |
|------------------------------|-------------------------------|----------------|------|
| Interest Rate Coverage Ratio | Pretax income before interest | Not applicable |      |
|                              | Divided by: Interest expense  |                |      |
|                              | Interest Rate Coverage Ratio  |                |      |
|                              |                               |                |      |
| Net Profit Margin            | Net income                    | Not applicable |      |
|                              | Divided by: Revenue           |                |      |
|                              | Net Profit Margin             |                |      |
|                              |                               |                |      |

---

**APC GROUP, INC. AND SUBSIDIARIES**  
**SEC SUPPLEMENTARY SCHEDULES AS REQUIRED BY PAR. 6 PART II OF**  
**THE REVISED SRC RULE 68**  
**DECEMBER 31, 2022**

---

**Table of Contents**

| <i>Schedule</i> | <i>Description</i>  | <i>Page</i> |
|-----------------|---|-------------|
| A               | Financial Assets  | <u>1</u>    |
| B               | Amounts Receivable from Directors, Officers, Employees, Related Parties,<br>and Principal Stockholders (Other than Related Parties) | <u>2</u>    |
| C               | Amounts Receivable from Related Parties which are Eliminated during the<br>Consolidation of Financial Statements                    | <u>3</u>    |
| D               | Long-Term Debt  | <u>N/A</u>  |
| E               | Indebtedness to Related Parties   | <u>4</u>    |
| F               | Guarantees of Securities of Other Issuers   | <u>N/A</u>  |
| G               | Capital Stock   | <u>5</u>    |

*D & F - None to report.*

---

**APC GROUP, INC. AND SUBSIDIARIES****SCHEDULE A – FINANCIAL ASSETS****DECEMBER 31, 2022**

| Name of issuing entity and<br>association of each issue              | Number of shares or<br>principal amount of bonds<br>and notes | Amount shown in the<br>statement of financial<br>position | Value based on market<br>quotation at end of<br>reporting period | Income received<br>or accrued |
|--|---|---|--|-------------------------------|
| Financial assets at fair value through other<br>comprehensive income |   |   |  |                               |
| Premium Leisure Corp   | 6,359,000   | ₱3,025,525  | ₱3,025,525   | ₱319,476                      |



**APC GROUP, INC. AND SUBSIDIARIES**

**SCHEDULE B - AMOUNTS RECEIVABLE FROM DIRECTORS, OFFICERS, EMPLOYEES,  
AND PRINCIPAL STOCKHOLDERS (OTHER THAN RELATED PARTIES)  
DECEMBER 31, 2022**

|                        | Balance at beginning<br>of year | Additions | Deductions  |           | Balance at end of year |            | Balance at end<br>of year |
|------------------------|---------------------------------|-----------|-------------|-----------|------------------------|------------|---------------------------|
|                        |                                 |           | Collections | Write off | Current                | Noncurrent |                           |
| Officers and employees | ₱10,268                         | ₱38,174   | ₱10,268     | ₱—        | ₱38,174                | ₱—         | ₱38,174                   |

**APC GROUP, INC. AND SUBSIDIARIES**

**SCHEDULE C - AMOUNTS RECEIVABLE FROM RELATED PARTIES WHICH ARE ELIMINATED DURING THE  
CONSOLIDATION OF FINANCIAL STATEMENTS  
DECEMBER 31, 2022**

|                                      | Balance at beginning | Additions | Deductions  |                                    | Balance at end of year |            | Balance at end |
|--------------------------------------|----------------------|-----------|-------------|------------------------------------|------------------------|------------|----------------|
|                                      | of year              |           | Collections | Allowance for<br>Doubtful Accounts | Current                | Noncurrent | of year        |
| Aragorn Power and Energy Corporation | ₱5,529,179           | ₱—        | (₱121,756)  | ₱—                                 | ₱—                     | ₱5,407,423 | ₱5,407,423     |
| APC Energy Resources, Inc.           | 7,687,943            | —         | (478,786)   | (7,209,157)                        | —                      | —          | —              |
| APC Mining Corporation               | 78,620,626           | —         | (118,302)   | (78,502,324)                       | —                      | —          | —              |
| APC Cement Corporation               | 5,740,784            | 6,730     | —           | (5,747,514)                        | —                      | —          | —              |
| PRC-Magma Energy Resources, Inc.     | 78,982               | —         | (33,862)    | (45,120)                           | —                      | —          | —              |
|                                      | ₱97,657,514          | ₱6,730    | (₱752,706)  | (₱91,504,115)                      | ₱—                     | ₱5,407,423 | ₱5,407,423     |

---

**APC GROUP, INC. AND SUBSIDIARIES**

**SCHEDULE E – INDEBTEDNESS TO RELATED PARTIES**

**DECEMBER 31, 2022**

|                   | Balance at beginning<br>of year | Additions | Deductions  |           |    | Balance at end of year |            | Balance at end<br>of year |
|-------------------|---------------------------------|-----------|-------------|-----------|----|------------------------|------------|---------------------------|
|                   |                                 |           | Collections | Write off |    | Current                | Noncurrent |                           |
| Belle Corporation | ₱79,978,631                     | ₱–        | ₱–          | ₱–        | ₱– | ₱79,978,631            | ₱–         | ₱79,978,631               |

**APC GROUP, INC. AND SUBSIDIARIES**

**SCHEDULE G – CAPITAL STOCK**

**DECEMBER 31, 2022**

| <u>Title of issue</u> | Number of<br>shares<br>authorized | Number of shares<br>issued and<br>outstanding as<br>shown under the<br>statement of<br>financial position<br>caption | Number of<br>shares<br>reserved for<br>options,<br>warrants,<br>conversion &<br>other rights | Number of shares held by |   |               |
|-----------------------|-----------------------------------|--|--|--------------------------|---|---------------|
|                       |                                   |  |  | Related<br>parties       | Directors,<br>officers and<br>employees | Public        |
| Common stock          | 14,000,000,000                    | 7,511,809,997*   | N/A  | 3,665,722,334            | 2,938,707                               | 3,835,542,956 |
| Preferred stock       | 6,000,000,000                     | —  | N/A  | —                        | —                                       | —             |

*\*Inclusive of Treasury shares - 7,606,000*

**APC GROUP, INC. AND SUBSIDIARIES**

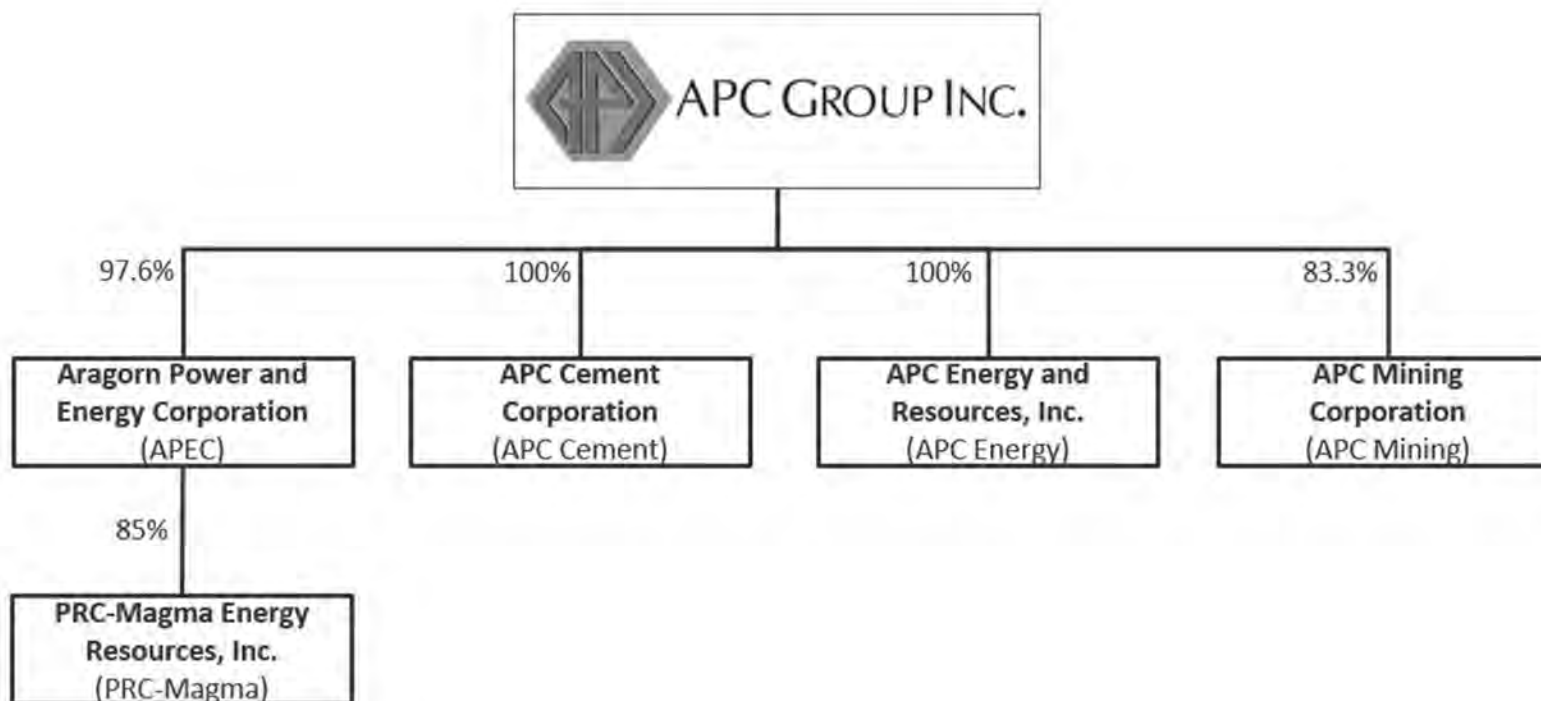
**PARENT COMPANY'S RECONCILIATION OF RETAINED EARNINGS AVAILABLE FOR  
DIVIDEND DECLARATION  
DECEMBER 31, 2022**

|   | Amount        |
|---|---------------|
| Unappropriated retained earnings (deficit) available for dividend distribution as at January 1, 2022, as restated | (P16,739,557) |
| Net loss during the period closed to retained earnings  | (100,825)     |
| Net loss actually incurred during the year  | (16,840,382)  |
| Treasury shares   | (29,435,220)  |
| Total retained earnings (deficit), available for dividend declaration, ending                                     | (P46,275,602) |
| <hr/>   |               |
| Reconciliation:   |               |
| Unappropriated retained earnings (deficit) as shown in the financial statements at end of year                    | (P16,840,382) |
| Treasury shares   | (29,435,220)  |
| Total unappropriated retained earnings (deficit) available for dividend declaration at end of year                | (P46,275,602) |
| <hr/>   |               |

## APC GROUP, INC. AND SUBSIDIARIES

### CONGLOMERATE MAP

DECEMBER 31, 2022



**for**  
**AUDITED FINANCIAL STATEMENTS**

|   |   |   |   |   |   |   |   |   |   |
|---|---|---|---|---|---|---|---|---|---|
| A | S | 0 | 9 | 3 | - | 8 | 1 | 2 | 7 |
|---|---|---|---|---|---|---|---|---|---|

[illegible][illegible]

|   |   |   |   |   |
|---|---|---|---|---|
| A | A | S | F | S |
|---|---|---|---|---|

|   |   |   |   |
|---|---|---|---|
| C | R | M | D |
|---|---|---|---|

|   |   |   |
|---|---|---|
| N | / | A |
|---|---|---|

## COMPANY INFORMATION

apc\_governance@bellecorp.com

(02) 8662-8888 loc. 2144

**+63 917-5691734**

591

**Second Thursday of June**

December 31

|                                   |
|-----------------------------------|
| <b>CONTACT PERSON INFORMATION</b> |
|-----------------------------------|

The designated contact person **MUST** be an Officer of the Corporation

**Ian Jason R. Aguirre**

**apc\_governance@bellec corp.com**

(02) 8662-8888 loc.  
2144

—

|                                 |
|---------------------------------|
| <b>CONTACT PERSON'S ADDRESS</b> |
|---------------------------------|

**G/F MyTown New York Bldg., General E. Jacinto St. cor. Capas St., Brgy. Guadalupe Nuevo, Makati City**

**2: All boxes must be properly and completely filled-up. Failure to do so shall cause the delay in updating the corporation's records with the Commission and/or non-receipt of Notice of Deficiencies. Further, non-receipt shall not excuse the corporation from liability for its deficiencies.**

**STATEMENT OF MANAGEMENT'S RESPONSIBILITY  
FOR FINANCIAL STATEMENTS**


The management of **APC Group, Inc.** (the Company) is responsible for the preparation and fair presentation of the financial statements including the schedules attached therein, for the years ended **December 31, 2022 and 2021**, in accordance with the prescribed financial reporting framework indicated therein and for such internal control as management determines is necessary to enable the preparation of financial statements that are free from material misstatement, whether due to fraud or error.


In preparing the financial statements, management is responsible for assessing the Company's ability to continue as a going concern, disclosing, as applicable, matters related to going concern and using the going concern basis of accounting unless management either intends to liquidate the Group or to cease operations, or has no realistic alternative but to do so.

The Board of Directors is responsible for overseeing the Group's financial reporting process.

The Board of Directors reviews and approves the financial statements including the schedules attached therein, and submits the same to the stockholders.

Reyes Tacandong & Co., the independent auditor appointed by the stockholders for the years ended December 31, 2022 and 2021, have audited the financial statements of the Group in accordance with Philippine Standards on Auditing, and in their reports to the stockholders, have expressed their opinion on the fairness of presentation upon completion of such audit.

  
\_\_\_\_\_  
**WILLY N. OCIER**  
Chairman of the Board

  
\_\_\_\_\_  
**IAN JASON R. AGUIRRE**  
President and Chief Executive Officer


  
\_\_\_\_\_  
**MARIE JOY T. CO**  
Treasurer and Financial Controller

February 28, 2023

SUBSCRIBED AND SWORN to before me this APR 11 2023 at MAKATI CITY City, affiants who are personally known to me or identified through competent evidence of identity, to wit:

| Name                 | Passport ID | Date of Expiry | Place of Issue |
|----------------------|-------------|----------------|----------------|
| Willy N. Ocier       |             |                | DFA MANILA     |
| Ian Jason R. Aguirre |             |                | DFA ILOILO     |
| Marie Joy T. Co      |             |                | DFA MANILA     |

Doc. No. 51  
Page No. 12  
No. 9077

  
**ATTY. JOEL FERRER FLORES**  
NOTARY PUBLIC FOR MAKATI CITY  
COM. EX. DECEMBER 11, 2023 (2023-2024)  
APPOINTMENT NO. M-115  
ROLL NO. 77376 / MCLE (EXEMPT)  
OFF. NO. 8563364 / JAN. 03, 2023 / MAKATI CITY  
OFF. NO. 841934 / JAN. 03, 2023 / PASIG CITY  
SUITE 10, BAYAN ST., GUADALUPE NUEVO, MAKATI CITY



## INDEPENDENT AUDITORS' REPORT

The Stockholders and the Board of Directors  
APC Group, Inc.  
G/F MyTown New York Bldg.  
General E. Jacinto St., cor. Capas St.  
Brgy. Guadalupe Nuevo, Makati City

### *Opinion*

We have audited the accompanying separate financial statements of APC Group, Inc. (the Company), which comprise the separate statements of financial position as at December 31, 2022 and 2021, and the separate statements of comprehensive income, separate statements of changes in equity and separate statements of cash flows for the years then ended, and notes to separate financial statements, including a summary of significant accounting policies.

In our opinion, the accompanying separate financial statements present fairly, in all material respects, the financial position of the Company as at December 31, 2022 and 2021, and its financial performance and its cash flows for the years then ended in accordance with Philippine Financial Reporting Standards (PFRS).

### *Basis for Opinion*

We conducted our audits in accordance with Philippine Standards on Auditing (PSA). Our responsibilities under those standards are further described in the *Auditors' Responsibilities for the Audit of the Separate Financial Statements* section of our report. We are independent of the Company in accordance with the Code of Ethics for Professional Accountants in the Philippines (Code of Ethics) together with the ethical requirements that are relevant to the audit of the separate financial statements in the Philippines, and we have fulfilled our other ethical responsibilities in accordance with these requirements and the Code of Ethics. We believe that the audit evidence we have obtained is sufficient and appropriate to provide a basis for our opinion.

### *Responsibilities of Management and Those Charged with Governance for the Separate Financial Statements*

Management is responsible for the preparation and fair presentation of the separate financial statements in accordance with PFRS, and for such internal control as management determines is necessary to enable the preparation of separate financial statements that are free from material misstatement, whether due to fraud or error.

In preparing the separate financial statements, management is responsible for assessing the Company's ability to continue as a going concern, disclosing, as applicable, matters related to going concern and using the going concern basis of accounting unless management either intends to liquidate the Company or to cease operations, or has no realistic alternative but to do so.



Those charged with governance are responsible for overseeing the Company's financial reporting process.

*Auditors' Responsibilities for the Audit of the Separate Financial Statements*

Our objectives are to obtain reasonable assurance about whether the separate financial statements as a whole are free from material misstatement, whether due to fraud or error, and to issue an auditors' report that includes our opinion. Reasonable assurance is a high level of assurance but is not a guarantee that an audit conducted in accordance with PSA will always detect a material misstatement when it exists. Misstatements can arise from fraud or error and are considered material if, individually or in the aggregate, they could reasonably be expected to influence the economic decisions of users taken on the basis of these separate financial statements.

As part of an audit in accordance with PSA, we exercise professional judgment and maintain professional skepticism throughout the audit. We also:

- Identify and assess the risks of material misstatement of the separate financial statements, whether due to fraud or error, design and perform audit procedures responsive to those risks, and obtain audit evidence that is sufficient and appropriate to provide a basis for our opinion. The risk of not detecting a material misstatement resulting from fraud is higher than for one resulting from error, as fraud may involve collusion, forgery, intentional omissions, misrepresentations, or the override of internal control.
- Obtain an understanding of internal control relevant to the audit in order to design audit procedures that are appropriate in the circumstances, but not for the purpose of expressing an opinion on the effectiveness of the Company's internal control.
- Evaluate the appropriateness of accounting policies used and the reasonableness of accounting estimates and related disclosures made by management.
- Conclude on the appropriateness of management's use of the going concern basis of accounting and, based on the audit evidence obtained, whether a material uncertainty exists related to events or conditions that may cast significant doubt on the Company's ability to continue as a going concern. If we conclude that a material uncertainty exists, we are required to draw attention in our auditors' report to the related disclosures in the separate financial statements or, if such disclosures are inadequate, to modify our opinion. Our conclusions are based on the audit evidence obtained up to the date of our auditors' report. However, future events or conditions may cause the Company to cease to continue as a going concern.
- Evaluate the overall presentation, structure and content of the separate financial statements, including the disclosures, and whether the separate financial statements represent the underlying transactions and events in a manner that achieves fair presentation.



We communicate with those charged with governance regarding, among other matters, the planned scope and timing of the audit and significant audit findings, including any significant deficiencies in internal control that we identify during our audits.

**REYES TACANDONG & Co.**

**BELINDA B. FERNANDO**

**Partner**

CPA Certificate No. 81207

Tax Identification No. [REDACTED]

BOA Accreditation No. 4782; Valid until April 13, 2024

SEC Accreditation No. 81207-SEC Group A

Issued January 30, 2020

Valid for Financial Periods 2019 to 2023

BIR Accreditation No. 08-005144-004-2022

Valid until October 16, 2025

PTR No. 9564560

Issued January 3, 2023, Makati City

**February 28, 2023**

**Makati City, Metro Manila**

**APC GROUP, INC.**  
**SEPARATE STATEMENTS OF FINANCIAL POSITION**

|   |      | December 31         |                     |
|---|------|---------------------|---------------------|
|   | Note | 2022                | 2021                |
| <b>ASSETS</b>   |      |                     |                     |
| <b>Current Assets</b>   |      |                     |                     |
| Cash and cash equivalents   | 4    | ₱16,297,418         | ₱12,521,684         |
| Receivables   | 5    | 4,195,519           | 4,033,408           |
| Prepayments   |      | 42,415              | 15,942              |
| Total Current Assets  |      | 20,535,352          | 16,571,034          |
| <b>Noncurrent Assets</b>  |      |                     |                     |
| Financial assets at fair value through other comprehensive income (FVOCI) | 6    | 3,020,525           | 2,734,370           |
| Investments in and advances to subsidiaries                               | 7    | 243,313,182         | 243,313,182         |
| Investment properties   | 8    | 9,156,000           | 12,048,000          |
| Other noncurrent assets   | 9    | 7,431,964           | 7,297,039           |
| Total Noncurrent Assets   |      | 262,921,671         | 265,392,591         |
|   |      | <b>₱283,457,023</b> | <b>₱281,963,625</b> |
| <b>LIABILITIES AND EQUITY</b>   |      |                     |                     |
| <b>Current Liabilities</b>  |      |                     |                     |
| Trade and other payables  | 10   | ₱26,175,240         | ₱25,310,463         |
| Advances from a related party   | 12   | 79,978,631          | 79,978,631          |
| Total Current Liabilities   |      | 106,153,871         | 105,289,094         |
| <b>Noncurrent Liabilities</b>   |      |                     |                     |
| Retirement liability  | 13   | 3,481,207           | 3,281,654           |
| Subscription payable  | 12   | 10,000,000          | 10,000,000          |
| Total Noncurrent Liabilities  |      | 13,481,207          | 13,281,654          |
| Total Liabilities   |      | 119,635,078         | 118,570,748         |
| <b>Equity</b>   |      |                     |                     |
| Capital stock   | 11   | 63,880,788          | 63,880,788          |
| Additional paid-in capital  | 11   | 144,295,958         | 144,295,958         |
| Deficit   |      | (16,840,382)        | (16,739,557)        |
| Treasury stock  | 11   | (29,435,220)        | (29,435,220)        |
| Equity reserves   |      | 1,920,801           | 1,390,908           |
| Total Equity  |      | 163,821,945         | 163,392,877         |
|   |      | <b>₱283,457,023</b> | <b>₱281,963,625</b> |

See accompanying Notes to Separate Financial Statements.

**APC GROUP, INC.**  
**SEPARATE STATEMENTS OF COMPREHENSIVE INCOME**

|  |             | <b>Years Ended December 31</b> |              |
|--|-------------|--------------------------------|--------------|
|  | <b>Note</b> | <b>2022</b>                    | <b>2021</b>  |
| <b>INCOME</b>  |             |                                |              |
| Dividend   | 6           | <b>₱319,476</b>                | ₱259,129     |
| Interest   | 4           | <b>185,070</b>                 | 140,044      |
|  |             | <b>504,546</b>                 | 399,173      |
| <b>GENERAL AND ADMINISTRATIVE EXPENSES</b>                                   | 14          | <b>(5,914,371)</b>             | (6,341,176)  |
| <b>GAIN ON SALE OF INVESTMENT PROPERTIES</b>                                 | 8           | <b>5,309,000</b>               | —            |
| <b>NET LOSS</b>  |             | <b>(100,825)</b>               | (5,942,003)  |
| <b>OTHER COMPREHENSIVE INCOME</b>  |             |                                |              |
| <i>Items not to be reclassified to profit or loss in subsequent periods:</i> |             |                                |              |
| Unrealized gain (loss) on fair value changes of financial assets at FVOCI    | 6           | <b>286,155</b>                 | (95,385)     |
| Remeasurement gain on retirement liability                                   | 13          | <b>243,738</b>                 | 3,491,033    |
|  |             | <b>529,893</b>                 | 3,395,648    |
| <b>TOTAL COMPREHENSIVE INCOME (LOSS)</b>                                     |             | <b>₱429,068</b>                | (₱2,546,355) |

*See accompanying Notes to Separate Financial Statements.*

**APC GROUP, INC.**

**SEPARATE STATEMENTS OF CHANGES IN EQUITY**

|   |      | <b>Years Ended December 31</b> |              |
|---|------|--------------------------------|--------------|
|   | Note | <b>2022</b>                    | <b>2021</b>  |
| <b>CAPITAL STOCK</b>  |      |                                |              |
| Balance at beginning and end of year                                | 11   | <b>₱63,880,788</b>             | ₱63,880,788  |
| <b>ADDITIONAL PAID-IN CAPITAL</b>                                   |      |                                |              |
| Balance at beginning and end of year                                | 11   | <b>144,295,958</b>             | 144,295,958  |
| <b>DEFICIT</b>  |      |                                |              |
| Balance at beginning of year  |      | <b>(16,739,557)</b>            | (10,797,554) |
| Net loss  |      | <b>(100,825)</b>               | (5,942,003)  |
| Balance at end of year  |      | <b>(16,840,382)</b>            | (16,739,557) |
| <b>TREASURY STOCK</b>   |      |                                |              |
| Balance at beginning and end of year                                | 11   | <b>(29,435,220)</b>            | (29,435,220) |
| <b>EQUITY RESERVES</b>  |      |                                |              |
| <b>Cumulative Changes in Fair Value of Financial Asset at FVOCI</b> |      |                                |              |
|   | 6    |                                |              |
| Balance at beginning of year  |      | <b>1,886,369</b>               | 1,981,754    |
| Unrealized gain (loss) on fair value changes                        |      | <b>286,155</b>                 | (95,385)     |
| Balance at end of year  |      | <b>2,172,524</b>               | 1,886,369    |
| <b>Cumulative Remeasurement Losses on Retirement Liability</b>      |      |                                |              |
|   | 13   |                                |              |
| Balance at beginning of year  |      | <b>(495,461)</b>               | (3,986,494)  |
| Remeasurement gain  |      | <b>243,738</b>                 | 3,491,033    |
| Balance at end of year  |      | <b>(251,723)</b>               | (495,461)    |
|   |      | <b>1,920,801</b>               | 1,390,908    |
|   |      | <b>₱163,821,945</b>            | ₱163,392,877 |

*See accompanying Notes to Separate Financial Statements.*

**APC GROUP, INC.**  
**SEPARATE STATEMENTS OF CASH FLOWS**

|   |      | Years Ended December 31 |              |
|---|------|-------------------------|--------------|
|   | Note | 2022                    | 2021         |
| <b>CASH FLOWS FROM OPERATING ACTIVITIES</b>                 |      |                         |              |
| Net loss  |      | (₱100,825)              | (₱5,942,003) |
| Adjustments for:  |      |                         |              |
| Gain on sale of investment property                         | 8    | (5,309,000)             | –            |
| Provision for (reversal of) impairment                      | 14   | (446,803)               | 116,555      |
| Retirement cost   | 13   | 443,291                 | 806,680      |
| Dividend income   | 6    | (319,476)               | (259,129)    |
| Interest income   | 4    | (185,070)               | (140,044)    |
| Depreciation  | 9    | 13,884                  | 20,828       |
| Operating loss before working capital changes               |      | (5,903,999)             | (5,397,113)  |
| Decrease (increase) in:                                     |      |                         |              |
| Receivables   |      | 284,692                 | 1,654,335    |
| Prepayments   |      | (26,473)                | –            |
| Input VAT   |      | (148,809)               | (238,281)    |
| Increase (decrease) in trade and other payables             |      | 864,777                 | (698,504)    |
| Net cash used for operations                                |      | (4,929,812)             | (4,679,563)  |
| Dividend received   |      | 319,476                 | 259,129      |
| Interest received   |      | 185,070                 | 140,044      |
| Net cash used in operating activities                       |      | (4,425,266)             | (4,280,390)  |
| <b>CASH FLOWS FROM INVESTING ACTIVITIES</b>                 |      |                         |              |
| Proceeds from sale of investment property                   | 8    | 8,201,000               | –            |
| Net decrease in advances to subsidiaries                    |      | –                       | 218,705      |
| Cash provided by investing activities                       |      | 8,201,000               | 218,705      |
| <b>NET INCREASE (DECREASE) IN CASH AND CASH EQUIVALENTS</b> |      |                         |              |
|   |      | 3,775,734               | (4,061,685)  |
| <b>CASH AND CASH EQUIVALENTS AT BEGINNING OF YEAR</b>       |      |                         |              |
|   |      | 12,521,684              | 16,583,369   |
| <b>CASH AND CASH EQUIVALENTS AT END OF YEAR</b>             |      |                         |              |
|   |      | ₱16,297,418             | ₱12,521,684  |

*See accompanying Notes to Separate Financial Statements.*

## APC GROUP, INC.

### NOTES TO SEPARATE FINANCIAL STATEMENTS AS AT AND FOR THE YEARS ENDED DECEMBER 31, 2022 AND 2021

#### 1. General Information

##### **Corporate Information**

APC Group, Inc. (the Company) was incorporated and registered with the Philippine Securities and Exchange Commission (SEC) on October 15, 1993 to engage in the oil and gas exploration and development in the Philippines.

On April 30, 1997, the SEC approved the change in the primary purpose of the Company to that of a holding company. The Company's shares of stock are publicly traded in the Philippine Stock Exchange (PSE).

The Company has the following subsidiaries:

| Subsidiaries                                    | Nature of Business | Percentage of Ownership |          |       |        |          |       |
|---|--------------------|-------------------------|----------|-------|--------|----------|-------|
|   |                    | 2022                    |          |       | 2021   |          |       |
|   |                    | Direct                  | Indirect | Total | Direct | Indirect | Total |
| Aragorn Power and Energy Corporation (APEC)     | Energy             | 97.6                    | —        | 97.6  | 97.6   | —        | 97.6  |
| APC Energy Resources, Inc. (APC Energy)         | Mining             | 100.0                   | —        | 100.0 | 100.0  | —        | 100.0 |
| APC Mining Corporation (APC Mining)             | Mining             | 83.3                    | —        | 83.3  | 83.3   | —        | 83.3  |
| APC Cement Corporation (APC Cement)             | Manufacturing      | 100.0                   | —        | 100.0 | 100.0  | —        | 100.0 |
| PRC - Magma Energy Resources, Inc. (PRC-Magma)* | Energy             | —                       | 85.0     | 85.0  | —      | 85.0     | 85.0  |

\*A direct subsidiary of APEC

The registered office address of the Parent Company is G/F MyTown New York Bldg., General E. Jacinto St. cor. Capas St., Brgy. Guadalupe Nuevo, Makati City.

##### **APEC**

APEC was established to engage in renewable energy resource exploration, development and utilization.

##### **Kalinga Apayao Geothermal Service Project (Project)**

In 2008, APEC was granted a Geothermal Service Contract (GSC) by the Republic of the Philippines, through the Department of Energy (DOE), for the exploration, development and exploitation of geothermal resources covering a total area of 26,139 hectares located in the Province of Kalinga (the "Kalinga Geothermal Project" or "KGP"). The GSC was granted after a Certificate Precondition from the National Commission of Indigenous People, covering a major portion of the geothermal service area, was secured. The GSC was converted into a Geothermal Renewable Service Contract (GRESK) in March 2010 to avail of the incentives provided under the Renewable Energy (RE) Act of 2008. GRESK has a term of not exceeding 25 years (including the used term under the GSC) and renewable for not more than 25 years. The total period from pre-development stage to the development/commercial stage shall not exceed 50 years.



In November 2010, APEC and its partner Guidance Management Corporation (GMC) formed a partnership with AllFirst Kalinga Ltd. (AKL, formerly Chevron Kalinga Ltd.) in developing the geothermal area. The parties signed a Farm-out Agreement (FOA) which gives APEC and GMC the option to take an equity position of up to 40% in the geothermal project. The parties also signed a Joint Operating Agreement. Under the agreement, AKL will be responsible for the exploration, development and operation of the steam field and power activities. As at December 31, 2022 and 2021, APEC and GMC each has 5% participation as provided under the FOA.

On August 13, 2018, APEC has secured an extension of the GRESC exploration period from DOE until September 23, 2020. On August 14, 2018, pursuant to Executive Order No. 30, the Energy Investment Coordinating Council (EICC), through the DOE, granted KGP a Certificate of Energy Project of National Significance (CEPNS) for Pre-Development Phase. The CEPNS entitles KGP to all the rights and privileges provided for under Executive Order No. 30 series 2017.

On September 18, 2018, AKL assigned its Farm-out interest, including all associated rights and obligations under the FOA, in favor of its affiliate, Allfirst Kalinga Holdings, Inc. (AKHI).

Through a letter dated December 28, 2018, the DOE gave KGP the clearance to undertake a system impact study (SIS) of its proposed 120 MW Kalinga Geothermal Project. The SIS of the KGP is currently on-going.

In 2019, KGP completed securing all the remaining necessary permits from the regulatory agencies (i.e. Department of Environment and Natural Resources (DENR) and National Water Resources Board (NWRB)), and maintained and complied with its commitments with each of the representative Council of Elders and Leaders (COEs) under the Memoranda of Agreements (MOAs) supporting the NCIP Certificates of Precondition. KGP has also engaged contractors and suppliers necessary for the construction of access roads, well pads, and well drilling activities.

With the completion of the negotiation for right-of-way, remaining regulatory permits, as well as the engagement of the needed contractors and suppliers, KGP has completed the construction of well pads and access roads, and continues to implement geo-hazard mitigation measures.

On October 12, 2019, the Project commenced drilling of the PAS-02 exploration well and ended drilling operations on April 21, 2020 after reaching a depth of 4,483 ft. (1,366 m MD) and being unable to drill further. Drilling operations encountered many challenges such as technical difficulties with the well amidst the severe impact dealt by the COVID-19 pandemic and the Enhanced Community Quarantine (ECQ) such as limitations to deployment of personnel and delivery of supplies, disruptions to the global supply chain, and reduction in work hours of personnel quarantined onsite to protect their health and safety. The results of the drilling still show promise, with very encouraging commercial temperatures at 568°F (298°C) despite tight permeability.

KGP involves the development of steam fields that can generate around 120 megawatts (MW) of new capacity, providing an additional source of clean, indigenous and reliable baseload power to the Luzon grid. A 120 MW geothermal project will approximately cost more than US\$300.0 million.

On January 15, 2020, APEC contributed US\$2.1 million (₱106.5 million) to AllFirst Kalinga Holdings Inc. (AKHI) equivalent to the 5% share of the US\$42.08 million appraisal drilling budget which includes construction of general facilities, roads, and pads, rig mobilization and demobilization, well drilling, testing, resource feasibility study, other exploration capital (salaries and wages) and corporate social responsibility.

On October 13, 2020, APEC secured an extension of the GRESC exploration period from the DOE until October 12, 2022 with DOE recognizing the significant accomplishments of the project, the difficulties that the project encountered, and the need for further exploration given the results of drilling of PAS-02 with commercial temperature and encouraging chemistry.

On March 12, 2021, KGP re-commenced its geology, geochemical, and geophysical surveys (3G) which ended on June 7, 2021. The 3G intended to obtain additional information supporting the results of the PAS-02 exploration well and to refine and expand the Conceptual Model to ensure soundness of the geologic targets prior to resuming drilling operations. The campaign was successfully carried out with no incidents and within the timeline planned, despite the restrictions brought about by COVID-19 pandemic and the provincial and granular lockdowns imposed in Kalinga and in Metro Manila.

After the evaluation and study, the results of the 3G established the presence of multiple independent systems within the KGP prospect. Three potentially exploitable systems have been discovered located in the areas of Liwang, Caigutan, and Dananao. All three systems are located within the existing contract area. The KGP Conceptual Model was updated accordingly into an Integrated Resource Assessment (IRA) report and was submitted to the DOE on June 29, 2022.

On June 23, 2022, APEC secured a suspension of obligations under the GRESC recognizing the COVID-19 restrictions and the typhoons and landslides/rockslides incidents that occurred throughout 2020 as force majeure. Effectively, the suspension allows for consideration of the impacted days to be added to the GRESC exploration period moving the end date from October 12, 2022 to May 28, 2023.

On January 26, 2023, APEC secured from DOE its acknowledgement of the proposal for application for New Investment on the newly discovered potentially exploitable systems of Caigutan and Dananao as stated in the submitted and received IRA report. DOE provided guidance on proceeding with the New Investment and awarding of the new systems their own GRESC as Southwest Kalinga Geothermal Power Project (SW KGPP).

KGP also continues its operations and has maintained full engagement with the host LGUs and Communities. As at February 28, 2023, the consent of nine (9) out of eleven (11) ancestral domains has been secured covering 85% of the GRESC area. In addition, all of the Community Development (CD) Projects have been fully completed and turned over to the respective community beneficiaries. Most community projects completed include farm-to-market roads, barangay/tribal halls, chapels/churches, water works, drainage canals, rehabilitation of CIS, bridges, acquisition of backhoe, clinic, and ambulance. KGP has also provided various assistance to the community since the start of the COVID-19 pandemic such as provision of food packs, PPEs, antigen test kits, oxygen tanks, and vaccines.

KGP continues to provide scholarship grants and educational assistance to deserving youths from the eight (8) ancestral domains within its contract area. As at school year 2021-2022, KGP has already extended scholarships to 380 grantees and has produced 297 graduates in various courses, which includes 54 licensed professionals, scholarship accounts for 27% of CD Projects Expenditures. Five (5) scholar graduates in engineering and geology have been hired for the Project.

With the newly discovered potential systems, the KGP intends to continue exploration activities, exploring the South West areas under the SW KGPP GRESC upon awarding through further 3G surveys and eventual exploratory and appraisal drilling planning. Meanwhile, in anticipation of existing KGP GRESC exploration period ending May 28, 2023, an extension will be sought to support the continuation of exploration activities and eventual resumption of drilling operations within the existing and remaining contract area. As at report date, APEC is in the process of completing the necessary documents for the facilitation of the New Investment, the awarding of the SW KGPP GRESC, and the expected renewal of the KGP GRESC.

***APC Energy***

APC Energy was established to engage in exploration, development and utilization of renewable energy resources. APC Energy's Coal Operating Contracts with the DOE in both Masbate and Isabela were terminated in 2013 and 2015, respectively.

***APC Mining***

APC Mining was organized to engage in mining, processing, manufacturing, buying and selling of all kinds of ores, metals and minerals. It was granted a mining permit for the exploration of chromite, copper and nickel deposits in Alubijid, Miami's Oriental. In 2013, APC Mining gave up its exploration permit because the area has low prospect for chromite, copper and nickel.

***APC Cement***

APC Cement was established to engage in the manufacture of cement. As at December 31, 2022, the Company is still in the pre-operating stage.

***PRC Magma***

PRC Magma was established to engage in the business of exploration, development, and processing of renewable and non-renewable energy resources, including but not limited to wind power, solar power, hydropower, biofuels, biomass, and coal; exploration, mining and processing of metalliferous and non-metalliferous mineral and ore resources; trading and supply of energy and mineral resources; and generation of electric power using energy resources. In 2010, PRC Magma was awarded a Geothermal Renewable Energy Service Contract (GRESC) for Bontoc Mainit-Sadanga in Mountain Province and Buguias-Tinoc in Benguet and Ifugao Provinces. In 2015, the service contracts were terminated due to the delays in the implementation of the approved work program and failure to make any discovery before the end of the fifth (5th) Contract Year.

**Approval of Separate Financial Statements**

The separate financial statements of the Company as at and for the years ended December 31, 2022 and 2021 were authorized and approved for issuance by the Board of Directors (BOD) on February 28, 2023, as reviewed and recommended for approval by the Audit Committee on the same date.

---

**2. Summary of Significant Accounting Policies**

**Basis of Preparation**

The separate financial statements have been prepared in accordance with Philippine Financial Reporting Standards (PFRS). This financial reporting framework includes PFRS, Philippine Accounting Standards (PAS) and Philippine Interpretation from International Financial Reporting Interpretations Committee (IFRIC) issued by the Philippine Financial and Sustainability Reporting Standards Council (formerly Financial Reporting Standards Council) and adopted by the SEC, including SEC pronouncements.

The Company also prepares and issues consolidated financial statements for the same period in accordance with PFRS. In the consolidated financial statements, the subsidiary undertakings have been fully consolidated. Users of these separate financial statements should read them together with the consolidated financial statements in order to obtain full information on the consolidated financial position, consolidated financial performance and consolidated cash flows of the Group. The consolidated financial statements may be obtained at the Company's registered office address and at the SEC.

### **Measurement Bases**

The separate financial statements are presented in Philippine Peso (Peso), which is the Company's functional currency. All values are rounded to the nearest Peso, unless otherwise indicated.

The separate financial statements of the Company have been prepared under the historical cost basis, except for the following accounts:

- investment in equity securities and investment properties measured at fair value; and
- retirement liability measured at present value of estimated future cash outflows.

Historical cost is generally based on the fair value of the consideration given in exchange for an asset and the fair value of consideration received in exchange for incurring a liability.

Fair value is the price that would be received to sell an asset or paid to transfer a liability in an orderly transaction between market participants at the measurement date. The fair value measurement is based on the presumption that the transaction to sell the asset or transfer the liability takes place either:

- In the principal market for the asset or liability, or
- In the absence of a principal market, in the most advantageous market for the asset or liability.

The principal or the most advantageous market must be accessible to the Company.

The fair value of an asset or a liability is measured using the assumptions that market participants would use when pricing the asset or liability, assuming that market participants act in their best economic interest.

A fair value measurement of a nonfinancial asset takes into account a market participant's ability to generate economic benefits by using the asset in its highest and best use or by selling it to another market participant that would use the asset in its highest and best use.

The Company uses valuation techniques that are appropriate in the circumstances and for which sufficient data are available to measure fair value, maximizing the use of relevant observable inputs and minimizing the use of unobservable inputs.

All assets and liabilities for which fair value is measured or disclosed in the separate financial statements are categorized within the fair value hierarchy, described as follows, based on the lowest level input that is significant to the fair value measurement as a whole:

- Level 1 - Quoted (unadjusted) market prices in active markets for identical assets or liabilities.
- Level 2 - Valuation techniques for which the lowest level input that is significant to the fair value measurement is directly or indirectly observable.
- Level 3 - Valuation techniques for which the lowest level input that is significant to the fair value measurement is unobservable.

For assets and liabilities that are recognized in the separate financial statements on a recurring basis, the Company determines whether transfers have occurred between levels in the hierarchy by re-assessing categorization (based on the lowest level input that is significant to the fair value measurement as a whole) at the end of each reporting date.

For the purpose of fair value disclosures, the Company has determined classes of assets and liabilities on the basis of the nature, characteristics and risks of the asset or liability and the level of the fair value hierarchy as explained above.

Further information about the assumptions made in measuring fair value is included in Notes 6, 8 and 17 to the separate financial statements.

#### **Adoption of Amended PFRS**

The accounting policies adopted are consistent with those of the previous financial year, except for the adoption of the following relevant amended PFRS.

Effective for annual periods beginning on or after January 1, 2022:

- Amendments to PAS 16, *Property, Plant and Equipment - Proceeds Before Intended Use* – The amendments prohibit deducting from the cost of property, plant and equipment any proceeds from selling items produced while bringing that asset to the location and condition necessary for its intended use. Instead, the proceeds and related costs from such items shall be recognized in profit or loss. There is no transition relief for first time adopters.
- Amendments to PAS 37, *Onerous Contracts - Cost of Fulfilling a Contract* – The amendments specify which costs shall be included when assessing whether a contract is onerous or loss-making. The ‘costs of fulfilling’ a contract comprise the ‘costs that relate directly to the contract’. These costs can either be incremental (e.g., the costs of direct labor and materials) or can be an allocation of costs directly related to fulfilling a contract (e.g., depreciation of fixed assets). At the date of initial application, the cumulative effect of applying the amendments is recognized as an opening balance adjustment to retained earnings or other component of equity, as applicable. Accordingly, the comparatives are not restated.
- Annual Improvements to PFRS 2018 to 2020 Cycle:
  - Amendment to PFRS 9, *Financial Instruments - Fees in the ‘10 per cent’ Test for Derecognition of Financial Liabilities* – The amendment clarifies which fees an entity shall include when it applies the ‘10 per cent’ test in assessing whether to derecognize a financial liability (i.e. whether the terms of a new or modified financial liability is substantially different from the terms of the original financial liability). These fees include only those paid or received between the borrower and the lender, including fees paid or received by either the borrower or the lender on the other’s behalf. The amendment applies to financial liabilities that are modified or exchanged on or after the beginning of the annual reporting period in which the entity first applied the amendment.
  - Amendment to PFRS 16, *Leases - Lease Incentives* – The amendment removed from Illustrative Example 13 the illustration of the reimbursement of leasehold improvements by the lessor. The objective of the amendment is to avoid any potential confusion regarding the treatment of lease incentives because of how the requirements for lease incentives are illustrated.

The adoption of the foregoing amended PFRS did not have any material effect on the separate financial statements of the Company. Additional disclosures were included in the separate financial statements, as applicable.

**Amended PFRS Issued But Not Yet Effective**

Relevant amended PFRS, which are not yet effective as at December 31, 2022 and have not been applied in preparing the separate financial statements, are summarized below.

Effective for annual periods beginning on or after January 1, 2023:

- Amendments to PAS 1, *Presentation of Financial Statements*, and PFRS Practice Statement 2, *Making Materiality Judgments - Disclosure Initiative - Accounting Policies* – The amendments require an entity to disclose its material accounting policies, instead of its significant accounting policies and provide guidance on how an entity applies the concept of materiality in making decisions about accounting policy disclosures. In assessing the materiality of accounting policy information, entities need to consider both the size of the transactions, other events or conditions and its nature. The amendments clarify (1) that accounting policy information may be material because of its nature, even if the related amounts are immaterial, (2) that accounting policy information is material if users of an entity's financial statements would need it to understand other material information in the financial statements, and (3) if an entity discloses immaterial accounting policy information, such information should not obscure material accounting policy information. In addition, PFRS Practice Statement 2 is amended by adding guidance and examples to explain and demonstrate the application of the 'four-step materiality process' to accounting policy information. The amendments should be applied prospectively. Earlier application is permitted.
- Amendments to PAS 8, *Accounting Policies, Changes in Accounting Estimates and Errors - Definition of Accounting Estimates* – The amendments clarify the distinction between changes in accounting estimates and changes in accounting policies, and the correction of errors. Under the new definition, accounting estimates are "monetary amounts in financial statements that are subject to measurement uncertainty". An entity develops an accounting estimate if an accounting policy requires an item in the financial statements to be measured in a way that involves measurement uncertainty. The amendments clarify that a change in accounting estimate that results from new information or new developments is not a correction of an error, and that the effects of a change in an input or a measurement technique used to develop an accounting estimate are changes in accounting estimates if they do not result from the correction of prior period errors. A change in an accounting estimate may affect only the profit or loss in the current period, or the profit or loss of both the current and future periods. Earlier application is permitted.
- Amendments to PAS 12, *Income Taxes - Deferred Tax Related Assets and Liabilities from a Single Transaction* – The amendments require companies to recognize deferred tax on transactions that, on initial recognition, give rise to equal amounts of taxable and deductible temporary differences. The amendments should be applied on a modified retrospective basis. Earlier application is permitted.

Effective for annual periods beginning on or after January 1, 2024:

- Amendments to PFRS 16, *Leases - Lease Liability in a Sale and Leaseback* – The amendments clarify that the liability that arises from a sale and leaseback transaction, that satisfies the requirements in PFRS 15, *Revenue from Contracts with Customers*, to be accounted for as a sale, is a lease liability to which PFRS 16 applies and give rise to a right-of-use asset. For the subsequent measurement, the seller-lessee shall determine ‘lease payments’ or ‘revised lease payments’ in a way that the seller-lessee would not recognize any amount of the gain or loss that relates to the right of use retained by the seller-lessee. Applying this subsequent measurement does not prevent the seller-lessee from recognizing any gain or loss relating to the partial or full termination of a lease. Any gain or loss relating to the partial or full termination of the lease does not relate to the right of use retained but to the right of use terminated. The amendments must be applied retrospectively. Earlier application is permitted.
- Amendments to PAS 1, *Presentation of Financial Statements - Classification of Liabilities as Current or Noncurrent* – The amendments clarify the requirements for an entity to have the right to defer settlement of the liability for at least 12 months after the reporting period. The amendments also specify and clarify the following: (i) an entity’s right to defer settlement must exist at the end of the reporting period, (ii) the classification is unaffected by management’s intentions or expectations about whether the entity will exercise its right to defer settlement, (iii) how lending conditions affect classification, and (iv) requirements for classifying liabilities where an entity will or may settle by issuing its own equity instruments. The amendments must be applied retrospectively. Earlier application is permitted. If applied in earlier period, the Company shall also apply Amendments to PAS 1 - *Noncurrent Liabilities with Covenants* for that period.
- Amendments to PAS 1, *Noncurrent Liabilities with Covenants* – The amendments clarified that covenants to be complied with after the reporting date do not affect the classification of debt as current or noncurrent at the reporting date. Instead, the amendments require the entity to disclose information about these covenants in the notes to the financial statements. The amendments must be applied retrospectively. Earlier application is permitted. If applied in earlier period, the Company shall also apply Amendments to PAS 1 - *Classification of Liabilities as Current or Noncurrent* for that period.

Under prevailing circumstances, the adoption of the foregoing amended PFRS is not expected to have any material effect on the separate financial statements of the Company. Additional disclosures will be included in the separate financial statements, as applicable.

### **Financial Assets and Liabilities**

*Date of Recognition.* Financial assets and liabilities are recognized in the separate statements of financial position when the Company becomes a party to those contractual provisions of a financial instrument. In the case of a regular way purchase or sale of financial assets, recognition and derecognition, as applicable, is done using settlement date accounting.

*Initial Recognition and Measurement.* Financial instruments are recognized initially at fair value, which is the fair value of the consideration given (in case of an asset) or received (in case of a liability). The initial measurement of financial instruments, except for those designated at fair value through profit and loss (FVPL), includes transaction cost.

*“Day 1” Difference.* Where the transaction price in a non-active market is different from the fair value of other observable current market transactions in the same instrument or based on a valuation technique whose variables include only data from observable market, the Company recognizes the difference between the transaction price and fair value (a “Day 1” difference) in profit or loss. In cases where there is no observable data on inception, the Company deems the transaction price as the best estimate of fair value and recognizes “Day 1” difference in profit or loss when the inputs become observable or when the instrument is derecognized. For each transaction, the Company determines the appropriate method of recognizing the “Day 1” difference.

*Classification.* The Company classifies its financial assets at initial recognition under the following categories: (a) financial assets at amortized cost, (b) financial assets at fair value through other comprehensive income (FVOCI) and, (c) financial assets at FVPL. The classification of a financial asset largely depends on the Company’s business model and its contractual cash flow characteristics. Financial liabilities, on the other hand, are classified as either financial liabilities at FVPL or financial liabilities at amortized cost.

As at December 31, 2022 and 2021, the Company does not have financial assets and liabilities at FVPL.

*Financial Assets at Amortized Cost.* A financial asset shall be measured at amortized cost if both of the following conditions are met:

- the financial asset is held within a business model whose objective is to hold financial assets in order to collect contractual cash flows; and
- the contractual terms of the financial asset give rise on specified dates to cash flows that are solely payments of principal and interest on the principal amount outstanding.

After initial recognition, financial assets at amortized cost are subsequently measured at amortized cost using the effective interest method, less allowance for impairment, if any. Amortized cost is calculated by taking into account any discount or premium on acquisition and fees that are an integral part of the effective interest rate. Gains and losses are recognized in profit or loss when the financial assets are derecognized and through amortization process. Financial assets at amortized cost are included under current assets if realizability or collectability is within 12 months after the reporting period. Otherwise, these are classified as noncurrent assets.

Cash and cash equivalents, receivables, security deposits and advances to subsidiaries (included under “Investment in and advances to subsidiaries” account in the separate statements of financial position) are classified under this category.

*Financial Assets Designated at FVOCI.* The Company may irrevocably designate an equity instrument that is not held for trading to be measured at FVOCI.

Financial assets at FVOCI are initially measured at fair value plus transaction costs.



Dividends from equity instruments held at FVOCI are recognized in profit or loss when the right to receive payment is established, unless the dividend clearly represents a recovery of part of the cost of the investment. Foreign currency gains or losses and unrealized gains or losses from equity instruments are recognized in OCI and presented in the equity section of the separate statements of financial position. These fair value changes are recognized in equity and are not reclassified to profit or loss in subsequent periods. On disposal of these equity instruments, any cumulative valuation gains or losses will be reclassified to retained earnings.

Investment in equity securities are classified under this category.

*Financial Liabilities at Amortized Cost.* Financial liabilities are categorized as financial liabilities at amortized cost when the substance of the contractual arrangement results in the Company having an obligation either to deliver cash or another financial asset to the holder, or to settle the obligation other than by the exchange of a fixed amount of cash or another financial asset for a fixed number of its own equity instruments.

These financial liabilities are initially recognized at fair value less any directly attributable transaction costs. After initial recognition, these financial liabilities are subsequently measured at amortized cost using the effective interest method. Amortized cost is calculated by taking into account any discount or premium on the issue and fees that are an integral part of the effective interest rate. Gains and losses are recognized in profit or loss when the liabilities are derecognized or through the amortization process.

Trade and other payables (excluding statutory payables) and advances from a related party are classified under this category.

#### **Reclassification**

The Company reclassifies its financial assets when, and only when, it changes its business model for managing those financial assets. The reclassification is applied prospectively from the first day of the first reporting period following the change in the business model (reclassification date).

For a financial asset reclassified out of the financial assets at amortized cost category to financial assets at FVPL, any gain or loss arising from the difference between the previous amortized cost of the financial asset and fair value is recognized in profit or loss.

For a financial asset reclassified out of the financial assets at amortized cost category to financial assets at FVOCI, any gain or loss arising from a difference between the previous amortized cost of the financial asset and fair value is recognized in OCI.

A financial asset that has been designated at FVOCI may no longer be reclassified to a different category.

#### **Impairment of Financial Assets at Amortized Cost**

The Company recognizes an allowance for expected credit loss (ECL) based on the difference between the contractual cash flows due in accordance with the contract and all the cash flows that the Company expects to receive. The difference is then discounted at an approximation to the asset's original effective interest rate.

For financial assets at amortized cost, the Company applies the general approach in measuring the ECL. The ECL is based on the 12-month ECL, which pertains to the portion of lifetime ECL that result from default events on a financial instrument that are possible within 12 months after the reporting date. However, when there has been a significant increase in credit risk since initial recognition, the allowance will be based on the lifetime ECL. When determining whether the credit risk of a financial asset has increased significantly since initial recognition, the Company considers reasonable and supportable information, that is available without undue cost or effort, and that is indicative of significant increases in credit risk since initial recognition.

The Company shall directly reduce the gross carrying amount of a financial asset when the Company has no reasonable expectations of recovering a financial asset in its entirety or a portion thereof.

### **Derecognition of Financial Assets and Liabilities**

*Financial Assets.* A financial asset (or where applicable, a part of a financial asset or part of a group of similar financial assets) is derecognized when:

- the right to receive cash flows from the asset has expired;
- the Company retains the right to receive cash flows from the financial asset, but has assumed an obligation to pay them in full without material delay to a third party under a “pass-through” arrangement; or
- the Company has transferred its right to receive cash flows from the financial asset and either (a) has transferred substantially all the risks and rewards of the asset, or (b) has neither transferred nor retained substantially all the risks and rewards of the asset, but has transferred control of the asset.

When the Company has transferred its right to receive cash flows from a financial asset or has entered into a pass-through arrangement, and has neither transferred nor retained substantially all the risks and rewards of ownership of the financial asset nor transferred control of the financial asset, the financial asset is recognized to the extent of the Company’s continuing involvement in the financial asset. Continuing involvement that takes the form of a guarantee over the transferred financial asset is measured at the lower of the original carrying amount of the financial asset and the maximum amount of consideration that the Company could be required to repay.

*Financial Liabilities.* A financial liability is derecognized when the obligation under the liability is discharged, cancelled or has expired.

When an existing financial liability is replaced by another from the same lender on substantially different terms, or the terms of an existing liability are substantially modified, such an exchange or modification is treated as a derecognition of the original liability and the recognition of a new liability, and the difference in the respective carrying amounts is recognized in the profit or loss.

### **Offsetting of Financial Assets and Liabilities**

Financial assets and financial liabilities are offset and the net amount reported in the separate statements of financial position if, and only if, there is a currently enforceable legal right to offset the recognized amounts and there is intention to settle on a net basis, or to realize the asset and settle the liability simultaneously. This is not generally the case with master netting agreements, and the related assets and liabilities are presented gross in the separate statements of financial position.

**Classification of Financial Instrument between Liability and Equity**

A financial instrument is classified as liability if it provides for a contractual obligation to:

- deliver cash or another financial asset to another entity;
- exchange financial assets or financial liabilities with another entity under conditions that are potentially unfavorable to the Company; or
- satisfy the obligation other than by the exchange of a fixed amount of cash or another financial asset for a fixed number of own equity shares.

If the Company does not have an unconditional right to avoid delivering cash or another financial asset to settle its contractual obligation, the obligation meets the definition of a financial liability.

**Value-Added Tax (VAT)**

VAT represents the net amount of VAT recoverable from or payable to the tax authorities. Revenues, expenses and assets are recognized net of the amount of VAT, except:

- where the tax incurred on a purchase of assets or services is not recoverable from the taxation authority, in which case the tax is recognized as part of the cost of acquisition of the asset or as part of the expense item as applicable; and
- receivables and payables that are stated with the amount of tax included.

The net amount of VAT recoverable from or payable to the tax authorities is presented as part of "Other noncurrent assets" account or "Statutory payables" under "Trade and other payables" account in the separate statements of financial position.

**Prepayments**

Prepayments represent expenses not yet incurred but already paid in cash. Prepayments are initially recorded as assets and measured at the amount of cash paid. Subsequently, these are charged to expense as these are consumed in operations or expire with the passage of time. Prepayments that are expected to be incurred no more than 12 months after the reporting date are classified as current assets. Otherwise these are classified as noncurrent assets.

**Investment Properties**

Investment properties comprise of parcels of land held by the Company for capital appreciation and/or future development. These properties are not held to be used in production or sale in the ordinary course of business.

Investment properties are measured initially at cost, including related transaction costs. Subsequent to initial recognition, investment properties are stated at fair value, which reflects market conditions at the reporting date as determined by independent appraisers. Gain or loss arising from changes in fair value of investment properties is included in profit or loss in the year in which it arises.

Transfers are made to or from investment property only when there is a change in use. For a transfer from investment property to owner-occupied property, the deemed cost for subsequent accounting is the fair value at the date of change in use. If owner-occupied property becomes an investment property, the Company accounts for such property in accordance with the policy on property and equipment up to the date of change in use.

Investment properties are derecognized when either these have been disposed of or when the investment properties are permanently withdrawn from use and no further economic benefit is expected from its disposal. Any gain or loss on the retirement or disposal of investment properties is recognized in profit or loss in the year of retirement or disposal.

#### **Investments in Subsidiaries**

Investments in subsidiaries are accounted for under the cost method, less any allowance for impairment losses. The Company recognizes income when its right to receive the dividends is established. Distributions received in excess of such profits are regarded as recovery of investment and are recognized as a reduction of the cost of the investment.

A subsidiary is an entity in which the Company has control. Control is achieved when the Company is exposed, or has rights, to variable returns from its involvement with the investee and has the ability to affect those returns through its power over the investee. Specifically, the Company controls an investee if and only if the Company has:

- Power over the investee (i.e. existing rights that give it the current ability to direct the relevant activities of the investee);
- Exposure, or rights, to variable returns from its involvement with the investee; and
- The ability to use its power over the investee to affect its returns.

When the Company has less than majority of the voting or similar rights of an investee, the Company considers all relevant facts and circumstances in assessing whether it has power over an investee, including:

- The contractual arrangement with the other vote holders of the investee;
- Rights arising from other contractual arrangement; and
- The Company's voting rights and potential voting rights.

The Company re-assesses whether or not it controls an investee if facts and circumstances indicate that there are changes to one or more of the three elements of control.

#### **Office and Other Equipment**

Office and other equipment are stated at cost less accumulated depreciation and amortization and any accumulated impairment in value.

The initial cost of office and other equipment comprises its purchase price, including import duties and nonrefundable purchase taxes and any directly attributable costs of bringing the property and equipment to its working condition and location for its intended use. Expenditures incurred after the office and other equipment have been put into operations, such as repairs and maintenance, are normally charged to expense in the period the costs are incurred. In situations where it can be clearly demonstrated that the expenditures have resulted in an increase in the future economic benefits expected to be obtained from the use of an item of property and equipment beyond its originally assessed standard of performance, the expenditures are capitalized as an additional cost of office and other equipment.

Depreciation is computed using the straight-line method over one (1) to five (5) years for office and other equipment.

The estimated useful lives and depreciation and amortization methods are reviewed periodically to ensure that the periods and methods of depreciation and amortization are consistent with the expected pattern of economic benefits from items of office and other equipment.

When assets are retired or otherwise disposed of, both the cost and related accumulated depreciation amortization are removed from the accounts and any resulting gain or loss is recognized in profit or loss.

Fully-depreciated and amortized assets are retained as property and equipment until these are no longer in use.

#### **Impairment of Nonfinancial Assets**

Nonfinancial assets are reviewed for impairment when events or changes in circumstances indicate that the carrying amount may not be recoverable. The Company assesses at each reporting date whether there is an indication that an asset may be impaired. If any such indication exists, or when annual impairment testing for an asset is required, the Company makes an estimate of the asset's recoverable amount. An asset's recoverable amount is the higher of an asset's or cash-generating unit's fair value less costs to sell and its value in use and is determined for an individual asset, unless the asset does not generate cash inflows that are largely independent of those from other assets or groups of assets. Where the carrying amount of an asset exceeds its recoverable amount, the asset is considered impaired and is written down to its recoverable amount. In assessing value in use, the estimated future cash flows are discounted to their present value using a pre-tax discount rate that reflects current market assessments of the time value of money and the risks specific to the asset. Impairment losses of continuing operations are recognized in profit or loss in those expense categories consistent with the function of the impaired asset.

An assessment is made at each reporting date as to whether there is any indication that previously recognized impairment losses may no longer exist or may have decreased. If such indication exists, the recoverable amount is estimated. A previously recognized impairment loss is reversed only if there has been a change in the estimates used to determine the asset's recoverable amount since the last impairment loss was recognized. If that is the case, the carrying amount of the asset is increased to its recoverable amount. That increased amount cannot exceed the carrying amount that would have been determined, had no impairment loss been recognized for the asset in prior years. Such reversal is recognized in profit or loss unless the asset is carried at revalued amount, in which case the reversal is treated as a revaluation increase. After the reversal, the depreciation and amortization charge is adjusted in future periods to allocate the asset's revised carrying amount, less any residual value, on a systematic basis over its remaining useful life.

#### **Capital Stock and Additional Paid-in Capital (APIC)**

Capital stock is measured at the par value for all shares issued. Proceeds or fair value of consideration received in excess of par value are recognized as APIC. Incremental costs, net of tax, incurred that are directly attributable to the issuance of new shares are recognized in equity as a reduction from related APIC or retained earnings.

#### **Deficit**

Deficit represents the cumulative balance of the net income or loss, net of any dividend declaration.

**OCI**

OCI comprises of items of income and expenses that are not recognized in profit or loss for the year in accordance with PFRS. The OCI of the Company represents cumulative unrealized gain on fair value changes on financial assets at FVOCI and cumulative remeasurement loss on retirement liability.

**Treasury Stock**

Own equity instruments which are reacquired (treasury shares) are recognized at cost and deducted from equity. No gain or loss is recognized in the separate statements of comprehensive income on the purchase, sale, issue or cancellation of the Company's own equity instruments. Any difference between the carrying amount and the consideration is recognized as APIC. Voting rights related to treasury shares are nullified for the Company and no dividends are allocated to them.

**Revenue Recognition**

*Dividend Income.* Revenue is recognized when the Company's right to receive the payment is established.

*Interest Income.* Revenue is recognized as the interest accrues, taking into account the effective yield on the assets.

*Other Income.* Income from other sources is recognized when earned

**Expense Recognition**

Expenses are recognized in profit or loss when a decrease in future economic benefits related to a decrease in an asset or an increase in a liability, other than distributions to equity participants, has arisen that can be measured reliably.

*General and Administrative Expenses.* General and administrative expenses constitute costs of administering the business. These are expensed as incurred.

**Employee Benefits**

*Short-term Benefits.* Short-term employee benefits are expensed as the related service is provided. A liability is recognized for the amount expected to be paid if the Company has a present legal or constructive obligation to pay this amount as a result of past service provided by the employees and the obligation can be estimated reliably.

*Retirement Benefit Costs.* The Company has an unfunded, noncontributory defined benefit plan covering all qualified employees. The retirement liability is determined using the projected unit credit method which reflects services rendered by employees to the date of valuation and incorporates assumptions concerning employees' projected salaries.

The Company recognizes retirement costs, comprising of current service costs and interest costs in profit or loss.

Current service costs pertain to the increase in the present value of a defined benefit obligation resulting from employee service in the current period.

Interest on the retirement liability is the change during the period in the retirement liability that arises from the passage of time which is determined by applying the discount rate based on government bonds to the retirement liability. Interest is calculated by applying the discount rate to the retirement liability.

Remeasurements comprising actuarial gains and losses are recognized immediately in OCI in the period in which they arise. Remeasurements are not reclassified to profit or loss in subsequent periods.

The present value of the defined benefit liability is determined by discounting the estimated future cash outflows using interest rate on government bonds that have terms to maturity approximating the terms of the related retirement liability.

Actuarial valuations are made with sufficient regularity that the amounts recognized in the separate financial statements do not differ materially from the amounts that would be determined at the reporting date.

#### **Leases**

The Company assesses whether the contract is, or contains, a lease. To assess whether a contract conveys the right to control the use of an identified assets for a period of time, the Company assesses whether, throughout the period of use, it has both of the following:

- a) the right to obtain substantially all of the economic benefits from the use of the identified asset; and
- b) the right to direct the use of the identified asset.

If the Company has the right to control the use of an identified asset for only a portion of the term of the contract, the contract contains a lease for that portion of the term. The Company also assesses whether a contract contains a lease for each potential separate lease component.

*The Company as a Lessee.* At the commencement date, the Company recognizes ROU assets and lease liabilities for all leases, except for leases with lease terms of 12 months or less (short-term leases) and leases for which the underlying asset is of low value, in which case the lease payments associated with those leases are recognized as an expense in profit or loss on a straight-line basis.

For leases with lease terms of 12 months or less but with an option to extend the lease, the management assesses whether there is reasonable certainty that the Company will extend the lease, by considering all relevant facts and circumstances that create an economic incentive for the lessee to extend or terminate the lease, to determine the appropriate lease term.

#### **Income Taxes**

*Current Tax.* Current tax is the expected tax payable on the taxable income for the year, using the tax rate enacted or substantively enacted at the reporting date.

*Deferred Tax.* Deferred tax is provided on all temporary differences at the reporting date between the tax bases of assets and liabilities and their carrying amounts for financial reporting purposes.

Deferred tax liabilities are recognized for all taxable temporary differences. Deferred tax assets are recognized for all deductible temporary differences and carry forward benefits of unused tax credits from net operating loss carry-over (NOLCO) to the extent that it is probable that future taxable profit will be available against which the deductible temporary differences and unused tax credits from NOLCO can be utilized.

The carrying amount of deferred tax assets is reviewed at each reporting date and reduced to the extent that it is no longer probable that sufficient future taxable profit will be available to allow all or part of the deferred tax assets to be utilized. Unrecognized deferred tax assets are reassessed at each reporting date and are recognized to the extent that it has become probable that future taxable profit will allow the deferred tax assets to be recovered.

Deferred tax assets and liabilities are measured at the tax rate that are expected to apply to the period when the asset is realized or the liability is settled, based on tax rate and tax laws in effect at the reporting date.

Deferred tax is recognized in profit or loss, except to the extent that it relates to items directly recognized in OCI.

Deferred tax assets and liabilities are offset, if a legally enforceable right exists to set off current tax assets against current tax liabilities and the deferred taxes relate to the same taxable entity and the same taxation authority.

#### **Related Parties**

A related party relationship exists when one party has the ability to control, directly, or indirectly through one or more intermediaries, or exercise significant influence over the other party in making financial and operating decisions. Such relationships also exist between and/or among entities which are under common control with the reporting entity, or between, and/or among the reporting entity and its key management personnel, directors or its stockholders. In considering each possible related party relationship, attention is directed to the substance of the relationship, and not merely to the legal form.

A related party transaction is a transfer of resources, services or obligation between a reporting entity and a related party.

A related party transaction is considered material if the transaction/s, either individually, or in aggregate over a twelve-month period with the same related party, amounts to ten percent (10%) or higher of a Company's total assets based on its latest financial statements. Details of transactions entered into by the Company with related parties are reviewed in accordance with the Company's related party transactions policy.

#### **Provisions and Contingencies**

Provisions are recognized when the Company has a present obligation (legal or constructive) as a result of a past event, it is probable that an outflow of resources embodying economic benefits will be required to settle the obligation, and a reliable estimate can be made of the amount of the obligation.



Contingent liabilities are not recognized in the separate financial statements. These are disclosed in the notes to separate financial statements unless the possibility of an outflow of resources embodying economic benefits is remote. Contingent assets are not recognized in the separate financial statements but are disclosed in the notes to separate financial statements when an inflow of economic benefits is probable.

#### **Events After the Reporting Date**

Post year-end events that provide additional information about the Company's financial position at the end of reporting year (adjusting events) are reflected in the separate financial statements. Post year-end events that are non-adjusting events are disclosed in the notes to separate financial statements when material.

---

### **3. Significant Judgment, Estimates and Assumption**

The preparation of the Company's separate financial statements in accordance with PFRS requires management to make judgment, accounting estimates and assumptions that affect the application of accounting policies and the amounts of assets, liabilities, income and expenses reported in the separate financial statements at the reporting date. The judgment and accounting estimates and assumptions used in the separate financial statements are based upon management's evaluation of relevant facts and circumstances as of the date of the separate financial statements. While the Company believes that the assumptions are reasonable and appropriate, significant differences in the actual experience or significant changes in the assumptions may materially affect the estimated amounts. Actual results could differ from such estimates. Such estimates will be adjusted accordingly when the results become determinable.

Judgment, accounting estimates and assumptions are continually evaluated and are based on historical experiences and other factors, including expectations of future events that are believed to be reasonable under the circumstances.

#### **Judgment**

In the process of applying the Company's accounting policies, management has made the following judgment, apart from those involving estimations, which has the most significant effect on the amounts recognized in the separate financial statements:

*Establishing Control over Subsidiaries.* The Company determines that it has control over its subsidiaries by considering, among others, its power over the investee, exposure or rights to variable returns from its involvement with the investee, and the ability to use its power over the investee to affect its returns. The following factors are also considered:

- The contractual arrangement with the other vote holders of the investee
- Rights arising from other contractual agreements
- The Company's voting rights and potential voting rights

Management has assessed that it has control over its subsidiaries as at December 31, 2022 and 2021.

### **Estimates and Assumptions**

The key assumptions concerning the future and other key sources of estimation uncertainty at the financial reporting date, that have a significant risk of causing a material adjustment to the carrying amounts of assets and liabilities within the next reporting year are discussed below.

*Assessing the ECL on Financial Assets at Amortized Cost.* The Company applies the general approach in measuring the ECL for its financial assets. The Company assessed that cash and cash equivalents are deposited with reputable counterparty banks that possess good credit ratings. For security deposits, the Company considered the financial capacity of the debtors to refund the deposits once the agreements has been terminated. For related party transactions, the Company considered the available liquid assets of the related parties, letter of support from the stockholders and the mitigation of credit exposure through legally enforceable rights.

The Company assesses that a financial asset is considered credit impaired when one or more events that have a detrimental effect on the estimated future cash flows of the asset have occurred, such as significant financial difficulty of the borrower.

The carrying amounts of financial assets at amortized cost as at December 31, 2022 and 2021 are as follows:

|                            | Note | 2022               | 2021        |
|----------------------------|------|--------------------|-------------|
| Cash and cash equivalents* | 4    | <b>₱16,294,068</b> | ₱12,513,936 |
| Receivables                | 5    | <b>4,195,519</b>   | 4,033,408   |
| Security deposits          | 9    | <b>23,822</b>      | 23,822      |
| Advances to subsidiaries   | 7    | —                  | —           |

\*Excluding cash on hand amounting to ₱3,350 and ₱7,748 as at December 31, 2022 and 2021.

*Assessing the Impairment of Nonfinancial Assets.* The Company assesses impairment on its nonfinancial assets whenever events or changes in circumstances indicate that the carrying amount of these assets may not be recoverable. The factors that the Company considers important which could trigger an impairment review include the following:

- significant underperformance relative to expected historical or projected future operating results;
- significant changes in the manner of use of the acquired assets or the strategy for overall business; and
- significant negative industry or economic trends.

Except for investment in subsidiaries, management has assessed that there are no indications of impairment on the nonfinancial assets in 2022 and 2021.

The carrying amounts of these nonfinancial assets are as follows:

|                            | Note | 2022               | 2021        |
|----------------------------|------|--------------------|-------------|
| Input VAT                  | 9    | <b>₱7,408,142</b>  | ₱7,259,333  |
| Investment in subsidiaries | 7    | <b>243,313,182</b> | 243,313,182 |
| Office and other equipment | 9    | —                  | 13,884      |

*Determining the Fair Value of Investment Properties.* The Company engaged an independent appraiser to determine the fair value of investment properties. The fair value of investment properties as at December 31, 2020 was based on an independent appraiser's report dated January 4, 2021 applying the market data approach.

Management evaluated that the fair value of investment properties determined on appraisal date approximates the fair value as at the reporting date since there were no significant changes in the condition of the properties and economic environment between those dates. In market data approach, the value of the land is based on sales and listings of comparable property registered within the vicinity. The technique of this approach requires the adjustments of comparable property by reducing reasonable comparative sales and listings to a common denominator. This is done by adjusting the differences between the subject property and those actual sales and listings regarded as comparable. The properties used as basis of comparison are situated within the immediate vicinity of the subject property. The comparison was premised on the factors of location, size and shape of the lot and time element.

Further information about the assumptions made in measuring the fair value of the investment properties are discussed in Notes 8 and 17 to the separate financial statements.

The properties pertain to parcels of land in the Municipality of Ginatilan, Cebu. The fair value of investment properties as at December 31, 2022 and 2021 are disclosed in Note 8.

*Estimating the Retirement Costs.* The determination of the liability and costs of retirement benefits is dependent on the assumptions used by the actuary in calculating such amounts. Actual results that differ from the Company's assumptions are accumulated and recorded in OCI. While the Company believes that the assumptions are reasonable and appropriate, significant differences in the actual experience or significant changes in the assumptions may materially affect the retirement liability.

Retirement costs and remeasurement gain recognized in 2022 and 2021 and the carrying amount of accrued retirement costs as at December 31, 2022 and 2021 are disclosed in Note 13.

*Assessing the Realizability of Deferred Tax Assets.* The carrying amount of deferred tax assets at each reporting date are reviewed and reduced to the extent that it is no longer probable that sufficient taxable profit will be available to allow all or part of the deferred tax assets to be utilized within the period allowed by the tax regulations. The Company's assessment on the recognition of deferred tax assets on deductible temporary differences is based on the forecasted taxable income of the subsequent reporting periods. This forecast is based on the Company's past results and future expectations on revenue and expenses.

The Company did not recognize deferred tax assets amounting to ₱6.5 million and ₱7.3 million as at December 31, 2022 and 2021, respectively (see Note 15). The Company has assessed that it is not probable that sufficient taxable profit will be available to allow all or part of the deferred tax assets to be utilized.

#### 4. Cash and Cash Equivalents

This account consists of:

|                           | 2022               | 2021        |
|---------------------------|--------------------|-------------|
| Cash on hand and in banks | <b>₱9,039,786</b>  | ₱1,948,373  |
| Short-term investments    | <b>7,257,632</b>   | 10,573,311  |
|                           | <b>₱16,297,418</b> | ₱12,521,684 |

Cash in banks earn interest at the prevailing bank deposit rates. Short-term investments are made for varying periods of up to three months depending on the immediate cash requirements of the Company and earn interest at the respective short-term investment rates.

Interest income earned from cash in banks and short-term investments amounted to ₱0.2 million and ₱0.1 million in 2022 and 2021, respectively.

#### 5. Receivables

This account consists of:

|                                  | Note | 2022               | 2021        |
|----------------------------------|------|--------------------|-------------|
| Receivables from related parties | 12   | <b>₱10,185,259</b> | ₱10,497,857 |
| Others                           |      | <b>76,832</b>      | 48,926      |
|                                  |      | <b>10,262,091</b>  | 10,546,783  |
| Allowance for ECL                |      | <b>(6,066,572)</b> | (6,513,375) |
|                                  |      | <b>₱4,195,519</b>  | ₱4,033,408  |

Receivables from related parties are unsecured, noninterest-bearing and collectible on demand.

Movements in the allowance for ECL are as follows:

|                              | Note | 2022              | 2021       |
|------------------------------|------|-------------------|------------|
| Balance at beginning of year |      | <b>₱6,513,375</b> | ₱6,513,375 |
| Reversal                     | 14   | <b>(446,803)</b>  | —          |
| Balance at end of the year   |      | <b>₱6,066,572</b> | ₱6,513,375 |

#### 6. Financial Assets at FVOCI

The Company has 6,359,000 shares in Premium Leisure Corp. (PLC) amounting to ₱3,020,525 and ₱2,734,370 as at December 31, 2022 and 2021, respectively.

Movements of financial assets at FVOCI as at December 31 are as follows:

|                              | 2022              | 2021       |
|------------------------------|-------------------|------------|
| Balance at beginning of year | <b>₱2,734,370</b> | ₱2,829,755 |
| Change in fair value         | <b>286,155</b>    | (95,385)   |
| Balance at end of year       | <b>₱3,020,525</b> | ₱2,734,370 |

The table below presents the cumulative change in fair value of financial assets at FVOCI attributable to the shareholders of the Company (presented in the equity section of the separate statements of financial position):

|                              | 2022              | 2021       |
|------------------------------|-------------------|------------|
| Balance at beginning of year | <b>₱1,886,369</b> | ₱1,981,754 |
| Change in fair value         | <b>286,155</b>    | (95,385)   |
| Balance at end of year       | <b>₱2,172,524</b> | ₱1,886,369 |

The Company received dividend income from PLC shares amounting to ₱0.3 million in 2022 and 2021.

## 7. Investments in and Advances to Subsidiaries

This account consists of the following:

|                             | Note | 2022                | 2021         |
|-----------------------------|------|---------------------|--------------|
| Investments in subsidiaries |      | <b>₱243,313,182</b> | ₱243,313,182 |
| Advances to subsidiaries    | 12   | —                   | —            |
|                             |      | <b>₱243,313,182</b> | ₱243,313,182 |

Investments in subsidiaries consist of the following:

|                                      | 2022                | 2021         |
|--------------------------------------|---------------------|--------------|
| APEC                                 | <b>₱243,313,182</b> | ₱243,313,182 |
| APC Cement                           | <b>32,500,000</b>   | 32,500,000   |
| APC Energy                           | <b>25,000,000</b>   | 25,000,000   |
| APC Mining                           | <b>24,748,696</b>   | 24,748,696   |
|                                      | <b>325,561,878</b>  | 325,561,878  |
| Less allowance for impairment losses | <b>(82,248,696)</b> | (82,248,696) |
|                                      | <b>₱243,313,182</b> | ₱243,313,182 |

Advances to subsidiaries consist of the following:

|                                 | 2022                | 2021         |
|---------------------------------|---------------------|--------------|
| Advances to subsidiaries        | <b>₱85,614,960</b>  | ₱85,614,960  |
| Allowance for impairment losses | <b>(85,614,960)</b> | (85,614,960) |
|                                 | <b>₱—</b>           | ₱—           |

The movements of allowance for impairment of advances to subsidiaries are as follows:

|                              | 2022               | 2021        |
|------------------------------|--------------------|-------------|
| Balance at beginning of year | <b>₱85,614,960</b> | ₱85,498,405 |
| Provision for impairment     | —                  | 116,555     |
| Balance at end of year       | <b>₱85,614,960</b> | ₱85,614,960 |

Investments in and advances to APC Cement, APC Energy, and APC Mining were fully provided with allowance as management assessed that these may not be recoverable as at December 31, 2022 and 2021.

---

## 8. Investment Properties

The movement of this account follows:

|                              | 2022               | 2021        |
|------------------------------|--------------------|-------------|
| Balance at beginning of year | <b>₱12,048,000</b> | ₱12,048,000 |
| Sale                         | <b>(2,892,000)</b> | —           |
| Balance at end of year       | <b>₱9,156,000</b>  | ₱12,048,000 |

Investment properties pertain to parcels of land which are being held by the Company for capital appreciation. In 2022, the Company sold a parcel of land with a carrying amount of ₱2.9 million for ₱8.2 million resulting to a gain on sale amounting to ₱5.3 million.

No income was earned for the investment properties in 2022 and 2021. Real property tax paid amounted to ₱7,011 in 2022 and 2021.

The fair value of the investment properties was determined by an independent appraiser. The appraiser is an industry specialist in valuing these types of investment properties. Fair value represents the price that would be received to sell an asset or paid to transfer a liability in an orderly transaction between market participants at the measurement date. The fair values of investment properties are determined using the market data approach by gathering available market evidences.

The latest independent appraiser's report is dated January 4, 2021. The Company has assessed that the fair value of the investment properties as at reporting date did not materially differ from the last valuation performed.

Fair value hierarchy disclosures for investment properties have been provided in Note 17 to the separate financial statements.

Description of valuation techniques used and key inputs to valuation on investment properties are as follows:

### A. Highest and Best Use

Based on analysis of prevailing land usage in the neighborhood and the property itself, diversified agro-industrial land development would represent the highest and best use of the property.

Highest and Best Use is defined as the most profitable likely use to which a property can be put. The opinion of such use may be based on the highest and most profitable continuous use to which the property is adapted and needed or that use of land which may reasonably be expected to produce the greatest net return to land over a given period of time. Alternatively, it is that use, from among reasonably probable and legal alternative uses, found to be physically possible, appropriately supported, financially feasible, and which results in highest land value.

B. Market Data Approach

The value of the land was arrived at using the Market Data Approach. In this approach, the value of the land was based on sales and listings of comparable property registered within the vicinity. The technique of this approach requires the adjustments of comparable property by reducing reasonable comparative sales and listings to a common denominator. This was done by adjusting the differences between the subject property and those actual sales and listings regarded as comparable. The properties used as bases of comparison are situated within the immediate vicinity of the subject property. The comparison was premised on the factors of locations, size and shape of the lot, time element and others.

---

9. **Other Noncurrent Assets**

This account consists of:

|                            | Note | 2022              | 2021              |
|----------------------------|------|-------------------|-------------------|
| Input VAT                  |      | <b>₱7,408,142</b> | ₱7,259,333        |
| Security deposits          | 16   | <b>23,822</b>     | 23,822            |
| Office and other equipment |      | –                 | 13,884            |
|                            |      | <b>₱7,431,964</b> | <b>₱7,297,039</b> |

Office and Other Equipment

This account consists of:

|                                      | Note | 2022              | 2021           |
|--------------------------------------|------|-------------------|----------------|
| <b>Cost</b>                          |      |                   |                |
| Balance at beginning and end of year |      | <b>₱1,676,615</b> | ₱1,676,615     |
| <b>Accumulated depreciation</b>      |      |                   |                |
| Balance at beginning of year         |      | <b>1,662,731</b>  | 1,641,903      |
| Depreciation                         | 14   | <b>13,884</b>     | 20,828         |
| Balance at end of year               |      | <b>1,676,615</b>  | 1,662,731      |
| <b>Carrying amount</b>               |      | <b>₱–</b>         | <b>₱13,884</b> |

Fully depreciated office and other equipment with a total cost of ₱1.7 million and ₱1.6 million as at December 31, 2022 and 2021, respectively, are still being used in the operations.

---

10. **Trade and Other Payables**

This account consists of:

|                    | 2022               | 2021               |
|--------------------|--------------------|--------------------|
| Trade              | <b>₱2,631,288</b>  | ₱2,598,153         |
| Nontrade           | <b>20,815,836</b>  | 20,814,242         |
| Accrued expenses   | <b>2,679,897</b>   | 1,876,659          |
| Statutory payables | <b>48,219</b>      | 21,409             |
|                    | <b>₱26,175,240</b> | <b>₱25,310,463</b> |

Trade payables are unsecured, noninterest-bearing and are normally settled on a 30-day term.

Nontrade payables are unsecured, noninterest-bearing and payable on demand.

Accrued expenses are noninterest-bearing and are normally settled within the next financial year.

Statutory payables include withholding taxes payable and payables to various government agencies which are normally settled within the following month.

## 11. Equity

- a. Details of authorized, issued and outstanding capital stock as at December 31, 2022 and 2021 follows:

|                                   | Number<br>of Shares | Amount       |
|-----------------------------------|---------------------|--------------|
| Authorized:                       |                     |              |
| Common stock - P0.01 par value    | 14,000,000,000      | P140,000,000 |
| Preferred stock - P0.01 par value | 6,000,000,000       | 60,000,000   |
|                                   | 20,000,000,000      | P200,000,000 |
| Common stock                      |                     |              |
| Issued                            | 5,998,149,059       | P59,981,491  |
| Subscribed                        | 1,513,660,938       | 15,136,609   |
|                                   | 7,511,809,997       | 75,118,100   |
| Less subscription receivable      | —                   | (11,237,312) |
|                                   | 7,511,809,997       | 63,880,788   |
| Treasury stock                    | (7,606,000)         | (29,435,220) |
| Outstanding stock                 | 7,504,203,997       | P34,445,568  |

- b. The cumulative convertible preference shares are redeemable and may be issued from time to time by the Company's BOD, which is authorized to adopt resolutions authorizing the issuance thereof in one or more series for such number of shares and relative rights and preferences, as it may deem beneficial to the Company. As at reporting date, the Company's BOD has not authorized any issuance of preferred shares.
- c. The following summarizes the information on the Company's registration of securities under the Securities Regulation Code:

| Date of SEC Approval | Type of Issuance           | Authorized<br>Shares | Issue /<br>Offer Price |
|----------------------|----------------------------|----------------------|------------------------|
| January 7, 1994      | Initial public offering    | 80,000,000,000       | P0.01                  |
| July 9, 1996         | Additional public offering | 100,000,000,000      | 0.01                   |
| July 12, 1996        | Stock option               | 5,300,000,000        | 0.01                   |
| October 16, 1996     | Additional subscription    | 1,814,700,000,000    | 0.01                   |
| April 30, 1997       | Increase of par value      | (1,980,000,000,000)  | 1.00                   |
|                      |                            | 20,000,000,000       |                        |

The total number of shareholders is 591 as at December 31, 2022 and 2021.



On February 20, 2020, the SEC approved the decrease in the authorized capital stock of the Company from ₱20,000.0 million divided into 14,000.0 million common shares and 6,000.0 million preferred shares at ₱1.00 par value a share to ₱200.0 million divided into 14,000.0 million common shares and 6,000.0 million preferred shares both at ₱0.01 par value a share.

On February 20, 2020, the SEC approved the equity restructuring of the Company primarily to write-off Company's deficit as at December 31, 2018 amounting to ₱7,793.8 million against the additional paid in capital of ₱7,938.1 million, consequently, the remaining additional paid in capital of ₱144.3 million is not allowed to be applied against future losses that may be incurred by the Company without prior approval of the SEC.

- d. APIC as at December 31, 2022 and 2021 consists of the following:

|                                     | Amount          |
|-------------------------------------|-----------------|
| Subscription in excess of par value | ₱1,256,789,894  |
| Less subscription receivable        | (1,112,493,936) |
|                                     | ₱144,295,958    |

- e. Pursuant to the PSE's rules on minimum public ownership, at least 10% of the issued and outstanding shares of a listed company must be owned and held by the public. As at December 31, 2022 and 2021, public ownership over the Company is 51%.

## 12. Related Party Transactions

The Company, in its regular conduct of business, has transactions and balances with related parties. The transactions with related parties and the outstanding balance arising from these transactions are as follows:

|                                       | Nature of Transaction    | Transactions during the Year |            | Outstanding Balance |              |
|---------------------------------------|--------------------------|------------------------------|------------|---------------------|--------------|
|                                       |                          | 2022                         | 2021       | 2022                | 2021         |
| <b>Receivables</b>                    |                          |                              |            |                     |              |
| <i>Subsidiaries</i>                   | Share in expenses        | ₱-                           | ₱-         | ₱9,714,065          | ₱10,497,857  |
|                                       | Allowance for impairment | -                            | -          | (6,066,572)         | (6,513,375)  |
|                                       |                          |                              |            | 3,647,493           | 3,984,482    |
| <i>Entity under common management</i> | Reimbursements           | 471,194                      | -          | 471,194             | -            |
|                                       |                          |                              |            | ₱4,118,687          | ₱3,984,482   |
| <b>Advances to subsidiaries</b>       |                          |                              |            |                     |              |
| <i>Subsidiaries</i>                   | Advances                 | ₱-                           | ₱3,236,298 | ₱85,614,960         | ₱85,614,960  |
|                                       | Allowance for impairment | -                            | 116,555    | (85,614,960)        | (85,614,960) |
|                                       |                          |                              |            | ₱-                  | ₱-           |
| <b>Due to a related party</b>         |                          |                              |            |                     |              |
| <i>Stockholder</i>                    | Advances                 | ₱-                           | ₱-         | ₱79,406,947         | ₱79,406,947  |
|                                       | Share in expenses        | -                            | -          | 571,684             | 571,684      |
|                                       |                          |                              |            | ₱79,978,631         | ₱79,978,631  |
| <b>Subscription payable</b>           |                          |                              |            |                     |              |
| <i>Subsidiary</i>                     | Subscription             | ₱-                           | ₱-         | ₱10,000,000         | ₱10,000,000  |

**Subscription Payable**

Subscription payable represents unpaid subscription in APC Energy as at December 31, 2022 and 2021.

**Terms and Conditions of Transactions with Related Parties**

Outstanding balances are noninterest-bearing, unsecured, collectible/payable on demand and are normally settled in cash.

**Compensation of Key Management Personnel**

Compensation of key management personnel presented as part of “Salaries and employee benefits” under “General and administrative expenses” account in the separate statements of comprehensive income consist of the following:

|   | 2022              | 2021       |
|---|-------------------|------------|
| Salaries and short-term employee benefits | <b>₱1,240,190</b> | ₱1,529,500 |
| Retirement costs                          | <b>123,294</b>    | 205,316    |
|   | <b>₱1,363,484</b> | ₱1,734,816 |

**Approval Requirements and Limits on the Amount and Extent of Related Party Transactions**

All individual material related party transactions (MRPT) and those involving directors and/or officers shall be approved by at least two-thirds (2/3) vote of the BOD, with at least a majority of the independent directors voting to approve the MRPT. In case that a majority of the independent directors’ vote is not secured, the MRPT may be ratified by the vote of the stockholders representing at least two-thirds (2/3) of the outstanding capital stock.

Aggregate related party transactions within a 12-month period that meets or breaches the materiality threshold shall require the same BOD approval mentioned above.

---

**13. Retirement Liability**

The Company has an unfunded, noncontributory defined benefit retirement plan covering substantially all of its employees. The plan provides for a lump sum benefit payment upon retirement.

Under the existing regulatory framework, Republic Act (RA) No. 7641, an act amending Article 287 of Presidential Decree (PD) No. 442, as amended, otherwise known as the Labor Code of the Philippines, requires a provision for retirement pay to qualified private sector employees in the absence of any retirement plan in the entity, provided however that the employee’s retirement benefits under any collective bargaining and other agreements shall not be less than those provided under the law. The law does not require minimum funding of the plan.

The latest valuation of retirement plan was performed by an independent actuary for the year ended December 31, 2022.

The components of retirement costs recognized under “General and administrative expenses” account in the separate statements of comprehensive income are as follows (see Note 14):

|                      | 2022            | 2021     |
|----------------------|-----------------|----------|
| Current service cost | <b>₱299,883</b> | ₱585,938 |
| Interest cost        | <b>143,408</b>  | 220,742  |
|                      | <b>₱443,291</b> | ₱806,680 |

Changes in present value of retirement liability are as follows:

|  | 2022              | 2021        |
|--|-------------------|-------------|
| Balance at beginning of year                 | <b>₱3,281,654</b> | ₱5,966,007  |
| Current service cost                         | <b>299,883</b>    | 585,938     |
| Interest cost                                | <b>143,408</b>    | 220,742     |
| Remeasurement loss (gain) recognized in OCI: |                   |             |
| Changes in financial assumptions             | <b>(246,019)</b>  | (710,454)   |
| Experience adjustments                       | <b>2,281</b>      | (2,761,348) |
| Changes in demographic assumptions           | <b>–</b>          | (19,231)    |
| Balance at end of year                       | <b>₱3,481,207</b> | ₱3,281,654  |

The cumulative remeasurement loss recognized in OCI amounted to ₱0.3 million and ₱0.5 million as at December 31, 2022 and 2021, respectively.

The principal assumptions used to determine retirement obligations for the Company’s plan are shown below:

|                             | 2022         | 2021  |
|-----------------------------|--------------|-------|
| Discount rate               | <b>6.45%</b> | 4.37% |
| Future salary increase rate | <b>4.00%</b> | 4.00% |

The sensitivity analysis below has been determined based on reasonably possible changes of each significant assumption on the retirement liability as at December 31, 2022 and 2021 assuming if all other assumptions were held constant:

|                             | Increase<br>(Decrease) | Increase (decrease) in<br>accrued retirement cost |            |
|-----------------------------|------------------------|---|------------|
|                             |                        | 2022  | 2021       |
| Discount rate               | 1.00%                  | <b>(₱113,578)</b>                                 | (₱125,631) |
|                             | (1.00%)                | <b>105,717</b>                                    | 135,769    |
| Future salary increase rate | 1.00%                  | <b>115,204</b>                                    | 134,922    |
|                             | (1.00%)                | <b>(109,132)</b>                                  | (127,237)  |

The following are other defined benefit plan information:

|   | 2022       | 2021       |
|---|------------|------------|
| A. Weighted average duration of present value of defined benefit obligation | 3.1 years  | 4.0 years  |
| B. Maturity analysis of undiscounted retirement benefit payments            |            |            |
| Within one year   | ₱1,032,828 | ₱946,759   |
| More than one year up to 5 years  | 3,966,698  | 2,145,692  |
| C. Plan membership information  |            |            |
| Number of active plan members   | 4          | 4          |
| Average attained age  | 55.2 years | 54.2 years |
| Average past service  | 14.2 years | 13.2 years |
| Average future service  | 4.8 years  | 5.8 years  |

#### 14. General and Administrative Expenses

This account consists of:

|  | Note | 2022       | 2021       |
|--|------|------------|------------|
| Salaries and employee benefits         |      | ₱1,240,190 | ₱2,015,657 |
| Transportation and travel              |      | 1,068,124  | 770,463    |
| Brokerage                              |      | 900,050    | —          |
| Taxes and licenses                     |      | 780,344    | 285,368    |
| Professional fees                      |      | 645,014    | 470,604    |
| Representation                         |      | 521,816    | 1,058,665  |
| Provision for (reversal of) impairment | 5, 7 | (446,803)  | 116,555    |
| Retirement cost                        | 13   | 443,291    | 806,680    |
| Dues and subscriptions                 |      | 367,965    | 131,008    |
| Outside services                       |      | 187,268    | 113,208    |
| Rental                                 |      | 53,571     | 53,571     |
| Communication                          |      | 49,251     | 22,842     |
| Depreciation                           | 8    | 13,884     | 20,828     |
| Supplies                               |      | 7,500      | 11,425     |
| Insurance                              |      | 1,121      | 113,465    |
| Meeting expenses                       |      | —          | 282,091    |
| Others                                 |      | 81,785     | 68,746     |
|  |      | ₱5,914,371 | ₱6,341,176 |

## 15. Income Tax

There was no provision for income tax in 2022 and 2021.

No deferred income tax assets were recognized for the deductible temporary differences and carryforward benefits of NOLCO because management has assessed that it is not probable that sufficient future taxable profit against which the deferred income tax assets can be utilized.

|   | 2022              | 2021       |
|---|-------------------|------------|
| NOLCO   | <b>P4,223,151</b> | P4,956,653 |
| Allowance for impairment losses                       | <b>1,516,643</b>  | 1,628,344  |
| Accrued retirement costs recognized in profit or loss | <b>807,371</b>    | 696,548    |
|   | <b>P6,547,165</b> | P7,281,545 |

As at December 31, 2022, the Company's unused NOLCO which can be carried forward and claimed as deduction against future regular taxable income are as follows:

| Year Incurred | Balance at beginning of year | Incurred          | Applied /Expired    | Balance at end of year | Valid Until |
|---------------|------------------------------|-------------------|---------------------|------------------------|-------------|
| 2022          | P-                           | P4,949,264        | P-                  | P4,949,264             | 2025        |
| 2021          | 4,475,831                    | -                 | -                   | 4,475,831              | 2026        |
| 2020          | 7,020,706                    | -                 | -                   | 7,020,706              | 2025        |
| 2019          | 8,330,074                    | -                 | (8,330,074)         | -                      | 2022        |
|               | <b>P19,826,611</b>           | <b>P4,949,264</b> | <b>(P8,330,074)</b> | <b>P16,445,801</b>     |             |

On September 30, 2020, the Bureau of Internal Revenue (BIR) issued Revenue Regulations No. 25-2020 implementing Section 4(b) of "Bayanihan to Recover As One Act" which states that the NOLCO incurred for taxable years 2020 and 2021 can be carried over and claimed as a deduction from gross income for the next five (5) consecutive taxable years immediately following the year of such loss.

The reconciliation of benefit from income tax computed at the statutory income tax rate to the provision for income tax shown in the separate statements of comprehensive income is as follows:

|   | 2022               | 2021         |
|---|--------------------|--------------|
| Benefit from income tax computed at the statutory income tax rate | <b>(P25,206)</b>   | (P1,485,501) |
| Change in unrecognized deferred tax assets                        | <b>(734,380)</b>   | (3,635,035)  |
| Change in tax rates   | -                  | 1,819,430    |
| Tax effects of:   |                    |              |
| Expired NOLCO   | <b>2,082,519</b>   | 3,136,233    |
| Income subjected to capital gains tax                             | <b>(1,327,250)</b> | -            |
| Nondeductible expenses  | <b>130,454</b>     | 264,666      |
| Dividend income exempt from income tax                            | <b>(79,869)</b>    | (64,782)     |
| Interest income subjected to final tax                            | <b>(46,268)</b>    | (35,011)     |
| Benefit from income tax computed at the effective income tax rate | <b>P-</b>          | <b>P-</b>    |

On March 26, 2021, the Corporate Recovery and Tax Incentive for Enterprise (CREATE) Bill was approved and signed into law by the country's President. Under the CREATE Law, the RCIT of domestic corporations was revised from 30% to 25% or 20% depending on the amount of total assets or total amount of taxable income. In addition, the MCIT was changed from 2% to 1% of gross income for a period of three years. The changes in the income tax rates retrospectively became effective on July 1, 2020 and was applied in 2021.

Accordingly, the income tax rates used in preparing the financial statements as at and for the years ended December 31, 2022 and 2021 are 25% and 1% for RCIT and MCIT, respectively.

---

## **16. Financial Risk Management Objectives and Policies**

### **General**

The Company has risk management policies that systematically view the risks that could prevent the Company from achieving its objectives. These policies are intended to manage risks identified in such a way that opportunities to deliver the Company's objectives are achieved. The Company's risk management takes place in the context of day-to-day operations and normal business processes such as strategic planning and business planning. It is also established to identify and manage the Company's exposure to financial risks, to set appropriate transaction limits and controls, and to monitor and assess risks and compliance to internal control policies.

Management has identified each risk and is responsible for coordinating and continuously improving risk strategies, processes and measures in accordance with the established business objectives. The BOD has overall responsibility for the establishment and oversight of the Company's risk management framework. Risk management policies and structure are reviewed regularly to reflect changes in market conditions and the activities of the Company.

The Company's principal financial instruments comprise of cash and cash equivalents, receivables, security deposits, financial assets at FVOCI, advances to subsidiaries, trade and other payables (excluding statutory payables), and advances from a related party.

The main risks arising from the Company's financial instruments are credit risk, liquidity risk and equity price risk. The BOD reviews and approves policies for managing these risks. These are summarized below.

### **Credit Risk**

Credit risk is the risk that the obligations of the Company will not be repaid on time and in full as contracted, resulting in a financial loss. It is inherent to the business as potential losses may arise due to the failure of its customers and counter parties to fulfill their obligations on maturity dates or due to adverse market conditions.

Generally, the credit risk of the Company is attributable to financial assets at amortized cost. The Company maintains credit policies and continuously monitors defaults of counter parties, identified either individually or by group, and incorporate this information into its credit risk controls. Managing credit risk has both qualitative and quantitative aspects. Credit officers must evaluate the credit quality of the counterparties and assign internal credit ratings upon this evaluation.

The Company defines credit exposure as all transactions where losses might occur due to the fact that counterparties may not fulfill their contractual payment obligations based on original contractual terms. The Company's exposure to credit risk arises from default of the counterparty, with a maximum exposure equal to the carrying amounts of these financial assets. Credit risk from cash in banks is mitigated by transacting only with reputable banks duly approved by management.

*Credit Quality of Financial Assets.* The credit quality of financial assets is managed by the Company using internal credit ratings such as high grade, standard grade, past due but not impaired and impaired.

High Grade - pertains to deposits or placements to counterparties with good credit rating or bank standing. For receivables, this covers accounts of good paying customers, with good credit standing and are not expected by the Company to default in settling its obligations, thus credit risk exposure is minimal. This normally includes large prime financial institutions, companies and government agencies.

Standard Grade - other financial assets not belonging to high quality financial assets are included in this credit rating.

Past due but not impaired - pertains to financial assets where contractual payments are past due but the Company believes that impairment is not appropriate based on the probability of collection of amounts owed to the Company.

Credit impaired - pertains to financial assets for which the Company determines that it is probable that it will not be able to collect the amount due based on the contractual terms and agreements.

The tables below summarize the analysis of the Company's financial assets as at December 31:

|                                  | 2022                          |                |                           |                 |              |
|----------------------------------|-------------------------------|----------------|---------------------------|-----------------|--------------|
|                                  | Neither Past Due nor Impaired |                | Past due but not impaired | Credit Impaired | Total        |
|                                  | High Grade                    | Standard Grade |                           |                 |              |
| Cash and cash equivalents*       | ₱16,294,068                   | ₱—             | ₱—                        | ₱—              | ₱16,294,068  |
| Receivables:                     |                               |                |                           |                 |              |
| Receivables from related parties | —                             | 4,118,687      | —                         | 6,066,572       | 10,185,259   |
| Others                           | —                             | 76,832         | —                         | —               | 76,832       |
| Security deposits                | 23,822                        | —              | —                         | —               | 23,822       |
| Advances to subsidiaries         | —                             | —              | —                         | 85,614,960      | 85,614,960   |
| Financial assets at FVOCI        | 3,020,525                     | —              | —                         | —               | 3,020,525    |
|                                  | ₱19,338,415                   | ₱4,195,519     | ₱—                        | ₱91,681,532     | ₱115,215,466 |

\*Excluding cash on hand amounting to ₱3,350.

|                                  | 2021                          |                |                           |                 |              |
|----------------------------------|-------------------------------|----------------|---------------------------|-----------------|--------------|
|                                  | Neither Past Due nor Impaired |                | Past due but not impaired | Credit Impaired | Total        |
|                                  | High Grade                    | Standard Grade |                           |                 |              |
| Cash and cash equivalents*       | ₱12,513,936                   | ₱—             | ₱—                        | ₱—              | ₱12,513,936  |
| Receivables:                     |                               |                |                           |                 |              |
| Receivables from related parties | —                             | 3,984,482      | —                         | 6,513,375       | 10,497,857   |
| Others                           | —                             | 48,926         | —                         | —               | 48,926       |
| Security deposits                | 23,822                        | —              | —                         | —               | 23,822       |
| Advances to subsidiaries         | —                             | —              | —                         | 85,614,960      | 85,614,960   |
| Financial assets at FVOCI        | 2,734,370                     | —              | —                         | —               | 2,734,370    |
|                                  | ₱15,272,128                   | ₱4,033,408     | ₱—                        | ₱92,128,335     | ₱111,433,871 |

\*Excluding cash on hand amounting to ₱7,748.

### **Liquidity Risk**

Liquidity risk is the risk that the Company will not be able to meet its financial obligations as they fall due. The Company's objectives to managing liquidity risk is to ensure, as far as possible, that it will always have sufficient liquidity to meet its liabilities when due, under both normal and stressed conditions, without incurring unacceptable losses or risking adverse effect to the Company's credit standing.

The Company seeks to manage its liquid funds through cash planning on a weekly basis. As part of its liquidity risk management, the Company regularly evaluates its projected and actual cash flows. It also continuously assesses conditions in the financial markets for opportunities to pursue fund raising activities.

The table below summarizes the maturity profile of the Company's financial liabilities as at December 31 based on contractual undiscounted payments:

|                               | 2022         |                    |                |             |              |
|-------------------------------|--------------|--------------------|----------------|-------------|--------------|
|                               | On demand    | Less than 3 months | 3 to 12 months | Over 1 year | Total        |
| Trade and other payables*     | ₱20,815,836  | ₱5,311,185         | ₱—             | ₱—          | ₱26,127,021  |
| Advances from a related party | 79,978,631   | —                  | —              | —           | 79,978,631   |
|                               | ₱100,794,467 | ₱5,311,185         | ₱—             | ₱—          | ₱106,105,652 |

\*Excluding statutory payables.

|                               | 2021         |                    |                |             |              |
|-------------------------------|--------------|--------------------|----------------|-------------|--------------|
|                               | On demand    | Less than 3 months | 3 to 12 months | Over 1 year | Total        |
| Trade and other payables*     | ₱20,814,242  | ₱4,474,812         | ₱—             | ₱—          | ₱25,289,054  |
| Advances from a related party | 79,978,631   | —                  | —              | —           | 79,978,631   |
|                               | ₱100,792,873 | ₱4,474,812         | ₱—             | ₱—          | ₱105,267,685 |

\*Excluding statutory payables.

### **Equity Price Risk**

The Company's investments in equity securities are susceptible to market price risk arising from uncertainties about future values of the investment securities. The Company manages the equity price risk through diversification and placing limits on individual and total equity instruments. Reports on the equity portfolio are submitted to the Company's senior management on a regular basis. The Company's BOD reviews and approves all equity investment decisions.

The Company's exposure to quoted securities amounted to ₱3.0 million as at December 31, 2022 and 2021, respectively (see Note 7).

The Company's assessment of reasonably possible change, based on its expectations, is presented below:

|             | Change in Equity Price* | Effect on Equity |
|-------------|-------------------------|------------------|
| <b>2022</b> | <b>8%</b>               | <b>₱234,472</b>  |
|             | <b>(8%)</b>             | <b>(234,472)</b> |
| <br>2021    | <br>13%                 | <br>₱346,922     |
|             | <br>(13%)               | <br>(346,922)    |

\*Based on PSE market index



## 17. Fair Value Measurements

The following table provides the fair value hierarchy of assets and liabilities with carrying amounts which approximate its fair value or measured at fair value as at December 31:

|                                | 2022        |            |            |
|--------------------------------|-------------|------------|------------|
|                                | Total       | Level 1    | Level 2    |
| Assets measured at fair value: |             |            |            |
| Investment properties          | ₱9,156,000  | ₱—         | ₱9,156,000 |
| Financial assets at FVOCI      | 3,020,525   | 3,020,525  | —          |
|                                | ₱12,176,525 | ₱3,020,525 | ₱9,156,000 |

|                                | 2021        |            |             |
|--------------------------------|-------------|------------|-------------|
|                                | Total       | Level 1    | Level 2     |
| Assets measured at fair value: |             |            |             |
| Investment properties          | ₱12,048,000 | ₱—         | ₱12,048,000 |
| Financial assets at FVOCI      | 2,734,370   | 2,734,370  | —           |
|                                | ₱14,782,370 | ₱2,734,370 | ₱12,048,000 |

*Cash and Cash Equivalents, Receivables, Advances to Subsidiaries, Trade and Other Payables (excluding Statutory Payables), and Advances from a Related Party.* Due to the short-term nature of the transactions, the carrying values approximate the fair values at reporting dates.

*Security Deposits.* The carrying value of security deposits does not materially differ from the fair value as at December 31, 2022 and 2021.

*Investment Properties.* The fair values of the investment properties were based on valuations performed by accredited independent appraisers, as discussed in Note 8.

*Financial Assets at FVOCI.* The fair values of quoted equity securities were determined by reference to market bid quotes as at reporting dates.

There were no transfers between Level 1 and Level 2 fair value measurements and no transfers into and out of Level 3 fair value measurements during the year ended December 31, 2022 and 2021.

## 18. Capital Management

The primary objective of the Company's capital management is to ensure that it maintains strong credit rating and stable capital ratios in order to support its business and maximize shareholders' value. The Company manages its capital structure and makes adjustments based on the changes in economic conditions. To maintain or adjust the capital structure, the Company may adjust the dividend payment to shareholders, return capital to shareholders or issue new shares. The Company is not subject to externally-imposed capital requirements.

The Company considers the equity attributable to the equity holders of the Company as presented in the separate statements of financial position as its core capital. As at December 31, 2022 and 2021, the Company was able to meet its capital management objectives. No changes were made in the objectives, policies or processes in 2022 and 2021.

**REPORT OF INDEPENDENT AUDITORS  
ON SUPPLEMENTARY SCHEDULE FOR FILING WITH THE  
SECURITIES AND EXCHANGE COMMISSION**

The Stockholders and the Board of Directors  
APC Group, Inc.  
G/F MyTown New York Bldg.  
General E. Jacinto St., cor. Capas St.  
Brgy. Guadalupe Nuevo, Makati City

We have audited in accordance with Philippine Standards on Auditing, the separate financial statements of APC Group, Inc. (the Company) as at and for the years ended December 31, 2022 and 2021, and have issued our report thereon dated February 28, 2023. Our audits were made for the purpose of forming an opinion on the basic separate financial statements taken as a whole. The accompanying Supplementary Schedule of Retained Earnings Available for Dividend Declaration as at December 31, 2022 is the responsibility of the Company's management.

The supplementary schedule is presented for purposes of complying with the Revised Securities Regulation Code Rule 68; and is not part of the basic separate financial statements. The supplementary schedule has been subjected to the auditing procedures applied in the audit of the basic separate financial statements and, in our opinion, fairly state, in all material respects, the financial data required to be set forth therein in relation to the basic separate financial statements taken as a whole.

**REYES TACANDONG & Co.**

**BELINDA B. FERNANDO**  
Partner  
CPA Certificate No. 81207  
Tax Identification No. [REDACTED]  
BOA Accreditation No. 4782; Valid until April 13, 2024  
SEC Accreditation No. 81207-SEC Group A  
Issued January 30, 2020  
Valid for Financial Periods 2019 to 2023  
BIR Accreditation No. 08-005144-004-2022  
Valid until October 16, 2025  
PTR No. 9564560  
Issued January 3, 2023, Makati City

February 28, 2023  
Makati City, Metro Manila

**APC GROUP, INC.**

**SUPPLEMENTARY SCHEDULE OF RETAINED EARNINGS  
AVAILABLE FOR DIVIDEND DECLARATION  
DECEMBER 31, 2022**

|   | Amount               |
|---|----------------------|
| Unappropriated retained earnings (deficit) available for dividend distribution as at January 1, 2022      | (P16,739,557)        |
| Net loss during the period closed to retained earnings  | (100,825)            |
| Net loss actually incurred during the year  | (16,840,382)         |
| Treasury shares   | (29,435,220)         |
| <b>Total retained earnings (deficit), available for dividend declaration, ending</b>                      | <b>(P46,275,602)</b> |
| <b>Reconciliation:</b>  |                      |
| Unappropriated retained earnings (deficit) as shown in the financial statements at end of year            | (P16,840,382)        |
| Treasury shares   | (29,435,220)         |
| <b>Total unappropriated retained earnings (deficit) available for dividend declaration at end of year</b> | <b>(P46,275,602)</b> |



Aivebel Tabarnilla &lt;aivytabarnilla.apc@gmail.com&gt;

---

**Your BIR AFS eSubmission uploads were received**

1 message

**eafs@bir.gov.ph** <eafs@bir.gov.ph>

Wed, Apr 12, 2023 at 3:14 PM

To: AIVYTABARNILLA.APC@gmail.com

Cc: AIVEBEL TABARNILLA@premiumleiurecorp.com

Hi APC GROUP, INC.,

**Valid files**

- EAFS002834075RPTTY122022.pdf
- EAFS002834075AFSTY122022.pdf
- EAFS002834075ITRTY122022.pdf
- EAFS002834075OTHTY122022.pdf

**Invalid file**

- <None>

Transaction Code **AFS 0 6GKJJJCF04N43V13VQRQV1XZV02QM4QSQR**Submission Date/Time: **Apr 12, 2023 03:14 PM**Company TIN: **002-834-075**

Please be reminded that you accepted the terms and conditions for the use of this portal and expressly agree, warrant and certify that:

- The submitted forms, documents and attachments are complete, truthful and correct based on the personal knowledge and the same are from authentic records;
- The submission is without prejudice to the right of the BIR to require additional document, if any, for completion and verification purposes;
- The hard copies of the documents submitted through this facility shall be submitted when required by the BIR in the event of audit/investigation and/or for any other legal purpose.

This is a system-generated e-mail. Please do not reply.

=====  
DISCLAIMER  
=====

This email and its attachments may be confidential and are intended solely for the use of the individual or entity to whom it is addressed.

If you are not the intended recipient of this email and its attachments, you must take no action based upon them, nor must you disseminate, distribute or copy this e-mail. Please contact the sender immediately if you believe you have received this email in error.

E-mail transmission cannot be guaranteed to be secure or error-free. The recipient should check this email and any attachments for the presence of viruses. The Bureau of Internal Revenue does not accept liability for any errors or omissions in the contents of this message which arise as a result of e-mail transmission.



**STATEMENT OF MANAGEMENT'S RESPONSIBILITY  
FOR ANNUAL INCOME TAX RETURN**

The Management of **APC Group, Inc.** is responsible for all information and representations contained in the Annual Income Tax Return for the year ended December 31, 2022. Management is likewise responsible for all information and representations contained in the financial statements accompanying the Annual Income Tax Return covering the same reporting period. Furthermore, the Management is responsible for all information and representations contained in all the other tax returns filed for the reporting period, including, but not limited, to the value added tax and/or percentage tax returns, withholding tax returns, documentary stamp tax returns, and any and all other tax returns.

In this regard, the Management affirms that the attached audited financial statements for the year ended December 31, 2022 and the accompanying Annual Income Tax Return are in accordance with the books and records of **APC Group, Inc.**, complete and correct in all material respects. Management likewise affirms that:

- (a) the Annual Income Tax Return has been prepared in accordance with the provisions of the National Internal Revenue Code, as amended, and pertinent tax regulations and other issuances of the Department of Finance and the Bureau of Internal Revenue;
- (b) any disparity of figures in the submitted reports arising from the preparation of financial statements pursuant to financial accounting standards (i.e. Philippine Financial Reporting Standards, or those applicable to Non-Publicly Accountable Entities) and the preparation of the income tax return pursuant to tax accounting rules has been reported as reconciling items and maintained in the Company's books and records in accordance with the requirements of Revenue Regulations No. 8-2007 and other relevant issuances;
- (c) the Company has filed all applicable tax returns, reports and statements required to be filed under Philippine tax laws for the reporting period, and all taxes and other impositions shown thereon to be due and payable have been paid for the reporting period, except those contested in good faith.

  
WILLY N. OCIER

Chairman of the Board



IAN JASON R. AGUIRRE

President

  
MARIE JOY T. CO

Treasu

February 28, 2023

APR 11 2023

MAKATI CITY

SUBSCRIBED AND SWORN to before me this \_\_\_\_\_ at \_\_\_\_\_ City, affiants who are personally known to me or identified through competent evidence of identity, to wit:

| Name                 | Passport ID | Date of Expiry | Place of Issue |
|----------------------|-------------|----------------|----------------|
| Willy N. Ocier       |             |                | DFA MANILA     |
| Ian Jason R. Aguirre |             |                | DFA ILOILO     |
| Marie Joy T. Co      |             |                | DFA MANILA     |

ATTY. JOEL ERICER FLORES

NOTARY PUBLIC / MAKATI CITY

COMMISSION NO. 1023 (2023-2024)

EXPIRATION DATE: MAR 31, 2025

NOT. NO. 77328 / MCLE (EXEMPT)

NOT. NO. 261994 / JAN. 03, 2023 / MAKATI CITY

NOT. NO. 261994 / JAN. 03, 2023 / PASIG CITY

1109 LILIBATAN ST., GUADALUPE NUEVO, MAKATI CITY



Reference No : 462300053326924  
Date Filed : April 12, 2023 01:36 PM  
Batch Number : 0



Republic of the Philippines  
Department of Finance  
Bureau of Internal Revenue

For BIR Use Only: BCS/Item:

|   |                |  |                |   |  |
|---|----------------|--|----------------|---|--|
| BIR Form No.<br><b>1702-RT</b><br>January 2018(ENCS)<br>Page 1  |                | <b>Annual Income Tax Return</b><br>For Corporation, Partnership and Other Non-Individual<br>Taxpayer Subject Only to REGULAR Income Tax Rate<br><i>Enter all required information in CAPITAL LETTERS. Mark applicable boxes with an "X".<br/>Two Copies MUST be filed with the BIR and one held by the taxpayer.</i> |                | <br>1702-RT 01/18ENCS P1  |  |
| 1 For <input checked="" type="radio"/> Calendar <input type="radio"/> Fiscal<br>2 Year Ended (MM/20YY)<br>12/2022   |                | 3 Amended Return?<br><input type="radio"/> Yes <input checked="" type="radio"/> No   |                | 4 Short Period Return?<br><input type="radio"/> Yes <input checked="" type="radio"/> No |  |
|   |                | 5 Alphanumeric Tax Code (ATC)<br>IC055 Minimum Corporate Income Tax (MCIT) <input checked="" type="checkbox"/><br>IC010 <input checked="" type="checkbox"/> DOMESTIC CORPORATION IN GENERAL <input checked="" type="checkbox"/>  |                |   |  |
| <b>Part I - Background Information</b>  |                |  |                |   |  |
| 6 Taxpayer Identification Number (TIN) 002 - 834 - 075 - 000  |                | 7 RDO Code 050   |                |   |  |
| 8 Registered Name (Enter only 1 letter per box using CAPITAL LETTERS)<br>APC GROUP, INC.  |                |  |                |   |  |
| 9A Registered Address (Indicate complete registered address)<br>G/F MYTOWN NEW YORK BLDG., GEN GUADALUPE NUEVO CITY OF MAKATI, NCR, FOURTH DI   |                |  |                |   |  |
| 9B Zipcode 1212   |                |  |                |   |  |
| 10 Date of Incorporation/Organization (MM/DD/YYYY)  |                |  |                | 10/15/1993  |  |
| 11 Contact Number<br>86628888   |                | 12 Email Address<br>aivytabarnilla.apc@gmail.com   |                |   |  |
| 13 Method of Deductions <input checked="" type="radio"/> Itemized Deductions [Section 34 (A-J), NIRC] <input type="radio"/> Optional Standard Deduction (OSD) - 40% of Gross Income [Section 34(L), NIRC as amended by RA No. 9504]   |                |  |                |   |  |
| <b>Part II - Total Tax Payable</b> (Do NOT enter Centavos)  |                |  |                |   |  |
| 14 Total Income Tax Due (Overpayment) (From Part IV Item 43)  |                |  |                | 0   |  |
| 15 Less: Total Tax Credits/Payments (From Part IV Item 55)  |                |  |                | 0   |  |
| 16 Net Tax Payable (Overpayment) (Item 14 Less Item 15) (From Part IV Item 56)  |                |  |                | 0   |  |
| <b>Add Penalties</b>  |                |  |                |   |  |
| 17 Surcharge  |                | 0  |                |   |  |
| 18 Interest   |                | 0  |                |   |  |
| 19 Compromise   |                | 0  |                |   |  |
| 20 Total Penalties (Sum of Items 17 to 19)  |                |  |                | 0   |  |
| 21 TOTAL AMOUNT PAYABLE (Overpayment) (Sum of Item 16 and 20)   |                |  |                | 0   |  |
| If Overpayment, mark "X" one box only (Once the choice is made, the same is irrevocable)<br><input type="radio"/> To be refunded <input type="radio"/> To be issued a Tax Credit Certificate (TCC) <input type="radio"/> To be carried over as tax credit next year/quarter   |                |  |                |   |  |
| We declare under the penalties of perjury, that this annual return has been made in good faith, verified by us, and to the best of our knowledge and belief, is true and correct pursuant to the provisions of the National Internal Revenue Code, as amended, and the regulations issued under authority thereof. (If Authorized Representative, attach authorization letter and indicate TIN) |                |  |                |   |  |
| Signature over printed name of President/Principal Officer/Authorized Representative  |                | Signature over printed name of Treasurer/Assistant Treasurer   |                | 22 Number of Attachments  |  |
| Title of Signatory<br>PRESIDENT   | TIN [REDACTED] | Title of Signatory<br>TREASURER  | TIN [REDACTED] | 4   |  |

| Part III - Details of Payment   |                    |        |                   |  |  |   |
|---|--------------------|--------|-------------------|--|--|---|
| Particulars   | Drawee Bank/Agency | Number | Date (MM/DD/YYYY) |  | Amount   |   |
| 23 Cash/Bank Debit Memo   |                    |        |                   |  |  | 0 |
| 24 Check  |                    |        |                   |  |  | 0 |
| 25 Tax Debit Memo   |                    |        |                   |  |  | 0 |
| 26 Others (Specify Below)   |                    |        |                   |  |  |   |
|   |                    |        |                   |  |  | 0 |
| Machine Validation/Revenue Official Receipts Details (if not filed with an Authorized Agent Bank) |                    |        |                   |  | Stamp of receiving Office/AAB and Date of Receipt (RO's Signature/Bank Teller's Initial) |   |




BIR Form No.

**1702-RT**

January 2018(ENCS)

Page 2

**Annual Income Tax Return**Corporation, Partnership and Other Non-Individual Taxpayer Subject Only to  
REGULAR Income Tax Rate

1702-RT 01/18ENCS P2

**Taxpayer Identification Number (TIN)**

002 - 834 - 075 - 000

**Registered Name**

APC GROUP, INC.

**Part IV - Computation of Tax**

(Do NOT enter Centavos)

|   |   |
|---|---|
| <b>27</b> Sales/Receipts/Revenues/Fees                            | 0 |
| <b>28</b> Less: Sales Returns, Allowances and Discounts           | 0 |
| <b>29</b> Net Sales/Receipts/Revenues/Fees (Item 27 Less Item 28) | 0 |
| <b>30</b> Less: Cost of Sales/Services                            | 0 |
| <b>31</b> Gross Income from Operation (Item 29 Less Item 30)      | 0 |
| <b>32</b> Add: Other Taxable Income Not Subjected to Final Tax    | 0 |
| <b>33 Total Taxable Income</b> (Sum of Items 31 and 32)           | 0 |

Less: Deductions Allowable under Existing Law

|  |           |
|--|-----------|
| <b>34</b> Ordinary Allowable Itemized Deductions (From Part VI Schedule I Item 18)   | 5,396,067 |
| <b>35</b> Special Allowable Itemized Deductions (From Part VI Schedule II Item 5)  | 0         |
| <b>36</b> NOLCO (only for those taxable under Sec. 27(A to C); Sec. 28(A)(1) & (A)(6)(b) of the tax Code) (From Part VI Schedule III Item 8) | 0         |
| <b>37 Total Deductions</b> (Sum of Items 34 to 36)   | 5,396,067 |

**OR** [in case taxable under Sec 27(A) & 28(A)(1)]

|  |   |
|--|---|
| <b>38</b> Optional Standard Deduction (40% of Item 33) | 0 |
|--|---|

|   |             |
|---|-------------|
| <b>39 Net Taxable Income/(Loss)</b> (If Itemized: Item 33 Less Item 37; If OSD: Item 33 Less Item 38) | (5,396,067) |
|---|-------------|

|                                      |     |
|--------------------------------------|-----|
| <b>40 Applicable Income Tax Rate</b> | 25% |
|--------------------------------------|-----|

|   |   |
|---|---|
| <b>41</b> Income Tax Due other than Minimum Corporate Income Tax (MCIT) (Item 39 x Item 40)                               | 0 |
| <b>42</b> MCIT Due (2% of Item 33)  | 0 |
| <b>43 Tax Due</b> (Normal Income Tax Due in Item 41 OR the MCIT Due in Item 42, whichever is higher) (To Part II Item 14) | 0 |

Less: Tax Credits/Payments (attach proof)

|   |   |
|---|---|
| <b>44</b> Prior Year's Excess Credits Other Than MCIT                                     | 0 |
| <b>45</b> Income Tax Payment under MCIT from Previous Quarter/s                           | 0 |
| <b>46</b> Income Tax Payment under Regular/Normal Rate from Previous Quarter/s            | 0 |
| <b>47</b> Excess MCIT Applied this Current Taxable Year (From Part VI Schedule IV Item 4) | 0 |
| <b>48</b> Creditable Tax Withheld from Previous Quarter/s per BIR Form No. 2307           | 0 |
| <b>49</b> Creditable Tax Withheld per BIR Form No. 2307 for the 4th Quarter               | 0 |
| <b>50</b> Foreign Tax Credits, if applicable  | 0 |
| <b>51</b> Tax Paid in Return Previously Filed, if this is an Amended Return               | 0 |
| <b>52</b> Special Tax Credits (To Part V Item 58)   | 0 |
| Other Credits/Payments (Specify)  |   |
| <b>53</b>   | 0 |
| <b>54</b>   | 0 |


|   |   |
|---|---|
| <b>55</b> Total Tax Credits/Payments (Sum of Items 44 to 54) (To Part II Item 15) | 0 |
|---|---|

|   |   |
|---|---|
| <b>56 Net Tax Payable / (Overpayment)</b> (Item 43 Less Item 55) (To Part II Item 16) | 0 |
|---|---|

**Part V - Tax Relief Availment**

|   |   |
|---|---|
| <b>57</b> Special Allowable Itemized Deductions (Item 35 of Part IV x Applicable Income Tax Rate) | 0 |
| <b>58</b> Add: Special Tax Credits (From Part IV Item 52)   | 0 |
| <b>59 Total Tax Relief Availment</b> (Sum of Items 57 and 58)                                     | 0 |




|  |  |   |
|--|--|---|
| BIR Form No.<br><b>1702-RT</b><br>January 2018(ENCS)<br>Page 3 | <b>Annual Income Tax Return</b><br>Corporation, Partnership and Other Non-Individual Taxpayer Subject Only to<br>REGULAR Income Tax Rate | <br>1702-RT 01/18ENCS P3 |
|--|--|---|

|   |                        |
|---|------------------------|
| <b>Taxpayer Identification Number (TIN)</b> | <b>Registered Name</b> |
| 002 - 834 - 075 - 000                       | APC GROUP, INC.        |

| Schedule I - Ordinary Allowable Itemized Deductions <i>(Attach additional sheet/s, if necessary)</i>                               |                  |
|--|------------------|
| 1 Amortizations  | 0                |
| 2 Bad Debts  | 0                |
| 3 Charitable Contributions   | 0                |
| 4 Depletion  | 0                |
| 5 Depreciation   | 13,884           |
| 6 Entertainment, Amusement and Recreation  | 0                |
| 7 Fringe Benefits  | 0                |
| 8 Interest   | 0                |
| 9 Losses   | 0                |
| 10 Pension Trust   | 0                |
| 11 Rental  | 53,571           |
| 12 Research and Development  | 0                |
| 13 Salaries, Wages and Allowances  | 1,240,190        |
| 14 SSS, GSIS, Philhealth, HDMF and Other Contributions   | 0                |
| 15 Taxes and Licenses  | 780,344          |
| 16 Transportation and Travel   | 1,068,124        |
| 17 Others (Deductions Subject to Withholding Tax and Other Expenses) <i>[Specify below; Add additional sheet(s), if necessary]</i> |                  |
| a Janitorial and Messengerial Services   | 0                |
| b Professional Fees  | 645,014          |
| c Security Services  | 0                |
| d OUTSIDE SERVICES   | 1,087,318        |
| e DUES AND SUBSCRIPTIONS   | 367,965          |
| f COMMUNICATION  | 49,251           |
| g SUPPLIES   | 7,500            |
| h INSURANCE  | 1,121            |
| i OTHERS   | 81,785           |
| ▼  |                  |
| <b>18 Total Ordinary Allowable Itemized Deductions</b> <i>(Sum of Items 1 to 17i) (To Part IV Item 34)</i>                         | <b>5,396,067</b> |

| Schedule II - Special Allowable Itemized Deductions <i>(Attach additional sheet/s, if necessary)</i>   |             |          |
|--|-------------|----------|
| Description  | Legal Basis | Amount   |
| 1  |             | 0        |
| 2  |             | 0        |
| 3  |             | 0        |
| 4  |             | 0        |
| ▼  |             |          |
| <b>5 Total Special Allowable Itemized Deductions</b> <i>(Sum of Items 1 to 4) (To Part IV Item 35)</i> |             | <b>0</b> |

|  |  |   |
|--|--|---|
| BIR Form No.<br><b>1702-RT</b><br>January 2018(ENCS)<br>Page 4       | <b>Annual Income Tax Return</b><br>Corporation, Partnership and Other Non-Individual Taxpayer Subject Only to<br>REGULAR Income Tax Rate | <br>1702-RT 01/18ENCS P4 |
| <b>Taxpayer Identification Number (TIN)</b><br>002 - 834 - 075 - 000 |  | <b>Registered Name</b><br>APC GROUP, INC.   |

| Schedule III - Computation of Net Operating Loss Carry Over (NOLCO)              |             |
|--|-------------|
| 1 Gross Income (From Part IV Item 33)  | 0           |
| 2 Less: Ordinary Allowable Itemized Deductions (From Part VI Schedule I Item 18) | 5,396,067   |
| 3 Net Operating Loss (Item 1 Less Item 2) (To Schedule IIIA, Item 7A)            | (5,396,067) |

**Schedule IIIA - Computation of Available Net Operating Loss Carry Over (NOLCO)** (DO NOT enter Centavos; 49 Centavos or Less drop down; 50 or more round up)

| Net Operating Loss |           | B) NOLCO Applied Previous Year |
|--------------------|-----------|--------------------------------|
| Year Incurred      | A) Amount |                                |
| 4 2022             | 5,396,067 | 0                              |
| 5 2021             | 4,475,831 | 0                              |
| 6 2020             | 7,020,706 | 0                              |
| 7 2019             | 8,330,074 | 0                              |

Continuation of Schedule IIIA (Item numbers continue from table above)

| C) NOLCO Expired  | D) NOLCO Applied Current Year | E) Net Operating Loss (Unapplied)<br>[ E = A Less (B + C + D) ] |
|---|-------------------------------|---|
| 4 0   | 0                             | 5,396,067   |
| 5 0   | 0                             | 4,475,831   |
| 6 0   | 0                             | 7,020,706   |
| 7 8,330,074   | 0                             | 0   |
| 8 Total NOLCO (Sum of Items 4D to 7D) (To Part IV, Item 36) | 0                             |   |

**Schedule IV - Computation of Minimum Corporate Income Tax (MCIT)**

| Year | A) Normal Income Tax as adjusted | B) MCIT | C) Excess MCIT over Normal Income Tax |
|------|----------------------------------|---------|---------------------------------------|
| 1    | 0                                | 0       | 0                                     |
| 2    | 0                                | 0       | 0                                     |
| 3    | 0                                | 0       | 0                                     |

Continuation of Schedule IV (Item numbers continue from table above)

| D) Excess MCIT Applied/Used in Previous Years                          | E) Expired Portion of Excess MCIT | F) Excess MCIT Applied this Current Taxable Year | G) Balance of Excess MCIT Allowable as Tax Credit for Succeeding Year/s<br>[ G = C Less (D + E + F) ] |
|--|-----------------------------------|--|---|
| 1 0  | 0                                 | 0  | 0   |
| 2 0  | 0                                 | 0  | 0   |
| 3 0  | 0                                 | 0  | 0   |
| Total Excess MCIT Applied (Sum of Items 1F to 3F) (To Part IV Item 47) |                                   | 0  |   |

**Schedule V - Reconciliation of Net Income per Books Against Taxable Income** (attach additional sheet/s, if necessary)

|   |           |
|---|-----------|
| 1 Net Income/(Loss) per books                                 | (100,825) |
| Add: Non-deductible Expenses/Taxable Other Income             |           |
| 2 REPRESENTATION EXPENSE                                      | 521,816   |
| 3 RETIREMENT PROVISION  | 443,291   |
| <input checked="" type="checkbox"/>                           |           |
| 4 Total (Sum of Items 1 to 3)                                 | 864,282   |
| Less: A) Non-Taxable Income and Income Subjected to Final Tax |           |
| 5 GAIN ON SALE OF INVESTMENT PROPERTY                         | 5,309,000 |
| 6 OTHERS  | 951,349   |

|                       |  |             |
|-----------------------|--|-------------|
| ✓                     |  |             |
| 6.1                   | INTERCOMPANY DIVIDEND                          | 319,476     |
| 6.2                   | INTEREST INCOME SUBJECT TO FINAL TAX           | 185,070     |
| 6.3                   | REVERSAL OF IMPAIRMENT                         | 446,803     |
| B) Special Deductions |  |             |
| 7                     |  | 0           |
| 8                     |  | 0           |
| ✓                     |  |             |
|                       |  |             |
| 9                     | Total (Sum of Items 5 to 8)                    | 6,260,349   |
| 10                    | Net Taxable Income/(Loss) (Item 4 Less Item 9) | (5,396,067) |

**STATEMENT OF MANAGEMENT'S RESPONSIBILITY  
FOR FINANCIAL STATEMENTS**


The management of **APC Group, Inc.** (the Company) is responsible for the preparation and fair presentation of the financial statements including the schedules attached therein, for the years ended **December 31, 2022 and 2021**, in accordance with the prescribed financial reporting framework indicated therein and for such internal control as management determines is necessary to enable the preparation of financial statements that are free from material misstatement, whether due to fraud or error.


In preparing the financial statements, management is responsible for assessing the Company's ability to continue as a going concern, disclosing, as applicable, matters related to going concern and using the going concern basis of accounting unless management either intends to liquidate the Group or to cease operations, or has no realistic alternative but to do so.

The Board of Directors is responsible for overseeing the Group's financial reporting process.

The Board of Directors reviews and approves the financial statements including the schedules attached therein, and submits the same to the stockholders.

Reyes Tacandong & Co., the independent auditor appointed by the stockholders for the years ended December 31, 2022 and 2021, have audited the financial statements of the Group in accordance with Philippine Standards on Auditing, and in their reports to the stockholders, have expressed their opinion on the fairness of presentation upon completion of such audit.

  
\_\_\_\_\_  
**WILLY N. OCIER**  
Chairman of the Board

  
\_\_\_\_\_  
**IAN JASON R. AGUIRRE**  
President and Chief Executive Officer


  
\_\_\_\_\_  
**MARIE JOY T. CO**  
Treasurer and Financial Controller

February 28, 2023

SUBSCRIBED AND SWORN to before me this APR 11 2023 at MAKATI CITY City, affiants who are personally known to me or identified through competent evidence of identity, to wit:

| Name                 | Passport ID | Date of Expiry | Place of Issue |
|----------------------|-------------|----------------|----------------|
| Willy N. Ocier       |             |                | DFA MANILA     |
| Ian Jason R. Aguirre |             |                | DFA ILOILO     |
| Marie Joy T. Co      |             |                | DFA MANILA     |

Doc. No. 51  
Page No. 12  
No. 9077

  
**ATTY. JOEL FERRER FLORES**  
NOTARY PUBLIC FOR MAKATI CITY  
COM. EX. DECEMBER 11, 2023 (2023-2024)  
APPOINTMENT NO. M-115  
ROLL NO. 77376 / MYLE (EXEMPT)  
OFF. NO. 8563364 / JAN. 03, 2023 / MAKATI CITY  
OFF. NO. 841934 / JAN. 03, 2023 / PASIG CITY  
SUITE 101, BAYAN ST., GUADALUPE NUEVO, MAKATI CITY

**SEC Number** AS93008127  
**File Number** \_\_\_\_\_

**APC GROUP, INC.**  
(Company's Full Name)

**G/F MyTown New York Bldg.  
General E. Jacinto St. cor. Capas St.  
Brgy. Guadalupe Nuevo, Makati City**  
(Company's Address)

**(632) 8662-8888**  
(Telephone Numbers)

**31 March 2023**  
(Quarter Ending)

**SEC FORM 17-Q**  
(Form Type)

SECURITIES AND EXCHANGE COMMISSION

SEC FORM 17-Q

QUARTERLY REPORT PURSUANT TO SECTION 17 OF THE SECURITIES  
REGULATION CODE AND SRC RULE 17(2)(b) THEREUNDER

1. For the three months ended **31 March 2023**
2. SEC identification number: **AS93008127**
3. BIR Tax Identification No. **002-834-075-000**
4. Exact name of registrant as specified in its charter: **APC Group Inc.**
5. Province, country or other jurisdiction of incorporation or organization: **Philippines**
6. Industry Classification Code:  (SEC Use Only)
7. Address of registrant's principal office:  
**G/F MyTown New York Bldg. General E. Jacinto St. cor. Capas St.,  
Brgy. Guadalupe Nuevo, Makati City, 1212**
8. Registrant's telephone number, including area code: **(632) 8662-8888**
9. Former name, former address and former fiscal year, if changed since last report:  
**n/a**
10. Securities registered pursuant to Sections in Securities Regulation Code

| <u>Title of each class</u>           | <u>Number of shares outstanding</u> |
|--------------------------------------|-------------------------------------|
| <b>Common Stock, ₱0.01 par value</b> | <b>7,504,203,997</b>                |

11. Are any or all of the Securities listed on the Philippine Stock Exchange? **Yes**
12. Indicate whether the registrant:
  - a) Has filed all reports required to be filed by Section 17 of the Code and SRC Rule 17 thereunder or Sections 11 of the SRC and SRC Rule 11(a)-1 thereunder, and Sections 26 and 141 of the Corporation Code of the Philippines, during the preceding 12 months (or for such shorter period the registrant was required to file such reports).  
**Yes**
  - b) Has been subject to such filing requirements for the past 90 days.  
**Yes**

**APC GROUP, INC.**

**MANAGEMENT'S DISCUSSION AND ANALYSIS OF  
FINANCIAL CONDITION AND RESULTS OF OPERATIONS**

**FOR THE THREE MONTHS ENDED**

**31 March 2023**

## PART I FINANCIAL INFORMATION

### Item 1. Financial Statements

#### APC GROUP INC. AND SUBSIDIARIES CONSOLIDATED STATEMENTS OF FINANCIAL POSITION

|  | March 31, 2023<br>(Unaudited) | December 31, 2022<br>(Audited) |
|--|-------------------------------|--------------------------------|
| <b>ASSETS</b>  |                               |                                |
| <b>Current Assets</b>  |                               |                                |
| Cash and cash equivalents  | P 16,508,619                  | P 17,969,394                   |
| Trade and other receivables - net  | 1,486,567                     | 1,618,021                      |
| Other current assets   | 29,022                        | 42,412                         |
| Total Current Assets   | 18,024,208                    | 19,629,827                     |
| <b>Noncurrent Assets</b>   |                               |                                |
| Investment property  | 9,156,000                     | 9,156,000                      |
| Financial assets at fair value through other comprehensive income                    | 3,052,320                     | 3,020,525                      |
| Deferred exploration costs and other noncurrent assets                               | 227,875,184                   | 227,824,080                    |
| Total Noncurrent Assets  | 240,083,504                   | 240,000,605                    |
|  | P 258,107,712                 | P 259,630,432                  |
| <b>LIABILITIES AND EQUITY</b>  |                               |                                |
| <b>Current Liabilities</b>   |                               |                                |
| Trade and other payables   | P 27,994,627                  | P 28,852,367                   |
| Advances from a related party  | 79,978,631                    | 79,978,631                     |
| Total Current Liabilities  | 107,973,258                   | 108,830,998                    |
| <b>Noncurrent Liabilities</b>  |                               |                                |
| Accrued retirement costs   | 3,481,207                     | 3,481,207                      |
| Total Noncurrent Liabilities   | 3,481,207                     | 3,481,207                      |
| Total Liabilities  | 111,454,465                   | 112,312,205                    |
| <b>Equity Attributable to Equity Holders of the Parent Company</b>                   |                               |                                |
| Capital stock  | 63,880,788                    | 63,880,788                     |
| Additional paid-in capital   | 144,295,958                   | 144,295,958                    |
| Unrealized gain on financial assets at fair value through other comprehensive income | 2,204,319                     | 2,172,524                      |
| Remeasurement loss on defined benefit obligation                                     | (251,723)                     | (251,723)                      |
| Equity reserves  | (3,140,235)                   | (3,140,235)                    |
| Deficit  | (23,881,365)                  | (23,189,323)                   |
| Treasury shares - 7,606,000 shares   | (29,435,220)                  | (29,435,220)                   |
| Total Equity Attributable to Equity Holders of the Parent Company                    | 153,672,523                   | 154,332,769                    |
| <b>Equity Attributable to Non-controlling Interests</b>                              | <b>(7,019,276)</b>            | <b>(7,014,542)</b>             |
| Total Equity   | 146,653,247                   | 147,318,227                    |
|  | P 258,107,712                 | P 259,630,432                  |



**APC GROUP INC. AND SUBSIDIARIES**  
**CONSOLIDATED STATEMENTS OF COMPREHENSIVE INCOME**

|   | 2023                            |                                    | 2022                            |                                    |
|---|---------------------------------|------------------------------------|---------------------------------|------------------------------------|
|   | 1st Quarter<br>January to March | Year-to-date<br>(January to March) | 1st Quarter<br>January to March | Year-to-date<br>(January to March) |
| <b>INCOME</b>   |                                 |                                    |                                 |                                    |
| Interest income   | 103,047 P                       | 103,047                            | 30,938 P                        | 30,938                             |
| Dividend income   | 319,476                         | 319,476                            | -                               | -                                  |
|   | 422,523                         | 422,523                            | 30,938                          | 30,938                             |
| <b>EXPENSES</b>   |                                 |                                    |                                 |                                    |
| General and administrative expenses   | (1,119,292)                     | (1,119,292)                        | (1,505,811)                     | (1,505,811)                        |
| <b>NET LOSS BEFORE AND AFTER INCOME TAX</b>   | <b>(696,769) 0</b>              | <b>(696,769)</b>                   | <b>(1,474,873) 0</b>            | <b>(1,474,873)</b>                 |
| <b>OTHER COMPREHENSIVE INCOME (LOSS)</b>  |                                 |                                    |                                 |                                    |
| Unrealized loss on financial assets at fair value<br>through other comprehensive income | 31,795                          | 31,795                             | 190,770                         | 190,770                            |
| Remeasurement gain/(loss) on defined benefit obligation                                 |                                 | -                                  |                                 | -                                  |
| <b>TOTAL COMPREHENSIVE LOSS</b>   | <b>(664,974) 0</b>              | <b>(664,974)</b>                   | <b>(1,284,103) 0</b>            | <b>(1,284,103)</b>                 |
| <b>Net Loss Attributable to:</b>  |                                 |                                    |                                 |                                    |
| Equity holders of the Parent Company  |                                 | (692,036)                          |                                 | (1,459,873)                        |
| Non-controlling interests   |                                 | (4,733)                            |                                 | (15,000)                           |
|   | <b>P</b>                        | <b>(696,769)</b>                   | <b>P</b>                        | <b>(1,474,873)</b>                 |
| <b>Total Comprehensive Loss Attributable to:</b>  |                                 |                                    |                                 |                                    |
| Equity holders of the Parent Company  |                                 | (660,241)                          |                                 | (1,269,103)                        |
| Non-controlling interests   |                                 | (4,733)                            |                                 | (15,000)                           |
|   | <b>P</b>                        | <b>(664,974)</b>                   | <b>P</b>                        | <b>(1,284,103)</b>                 |
| <b>Basic/Diluted Loss Per Common Share</b>  |                                 |                                    |                                 |                                    |
| (P-343,965/7,504,203,997) March 31, 2023  | <b>P</b>                        | <b>(0.000092)</b>                  |                                 |                                    |
| (P-1,459,873/7,504,203,997) March 31, 2022  |                                 |                                    | <b>P</b>                        | <b>(0.000195)</b>                  |
| <b>Weighted average number of common shares:</b>  |                                 |                                    |                                 |                                    |
| Total common shares   |                                 | 7,511,809,997                      |                                 | 7,511,809,997                      |
| Less: Treasury shares   |                                 | 7,606,000                          |                                 | 7,606,000                          |
| <b>Weighted average common shares</b>   |                                 | <b>7,504,203,997</b>               |                                 | <b>7,504,203,997</b>               |

**APC GROUP INC. AND SUBSIDIARIES**  
**CONSOLIDATED STATEMENTS OF CHANGES IN EQUITY**

| <b>For the Three Months Ended March 31</b>   |   |                              |   |                       |
|--|---|------------------------------|---|-----------------------|
|  |   | <b>2023</b>                  |   | <b>2022</b>           |
|  |   | <b>(Unaudited)</b>           |   | <b>(Unaudited)</b>    |
| Authorized:  |   |                              |   |                       |
| Preferred stock - P0.01 par value  |   | <b>6,000,000,000 shares</b>  |   | 6,000,000,000 shares  |
| Common stock - P0.01 par value   |   | <b>14,000,000,000 shares</b> |   | 14,000,000,000 shares |
| <hr/>  |   |                              |   |                       |
| Issued   | P | 59,981,491                   | P | 59,981,491            |
| Subscribed (net of subscription receivable)  |   | 3,899,297                    |   | 3,899,297             |
| <hr/>  |   |                              |   |                       |
| <b>Capital stock</b>   |   | <b>63,880,787</b>            |   | <b>63,880,787</b>     |
| <hr/>  |   |                              |   |                       |
| <b>Additional paid-in capital</b>  |   | <b>144,295,958</b>           |   | <b>144,295,958</b>    |
| <hr/>  |   |                              |   |                       |
| <b>Unrealized gain/loss on financial assets at fair value through other comprehensive income</b> |   |                              |   |                       |
| Balance at the beginning of period   |   | 2,172,524                    |   | 1,886,369             |
| Other comprehensive income   |   | 31,795                       |   | 190,770               |
| <hr/>  |   |                              |   |                       |
| Balance at the end of period   |   | <b>2,204,319</b>             |   | <b>2,077,139</b>      |
| <hr/>  |   |                              |   |                       |
| <b>Remeasurement loss on defined benefit obligation</b>  |   | <b>(251,723)</b>             |   | <b>(495,461)</b>      |
| <hr/>  |   |                              |   |                       |
| <b>Equity Reserves</b>   |   | <b>(3,140,235)</b>           |   | <b>(3,140,235)</b>    |
| <hr/>  |   |                              |   |                       |
| <b>Deficit</b>   |   |                              |   |                       |
| Balance at the beginning of period   |   | (23,189,328)                 |   | (22,322,828)          |
| Net loss   |   | (692,036)                    |   | (1,459,873)           |
| <hr/>  |   |                              |   |                       |
| Balance at the end of period   |   | <b>(23,881,364)</b>          |   | <b>(23,782,701)</b>   |
| <hr/>  |   |                              |   |                       |
| <b>Treasury shares - 7,606,000 shares</b>  |   | <b>(29,435,220)</b>          |   | <b>(29,435,220)</b>   |
| <hr/>  |   |                              |   |                       |
| <b>Minority interest</b>   |   | <b>(7,019,276)</b>           |   | <b>(7,008,533)</b>    |
| <hr/>  |   |                              |   |                       |
|  | P | <b>146,653,247</b>           | P | <b>146,391,735</b>    |
| <hr/>  |   |                              |   |                       |

**APC GROUP INC. AND SUBSIDIARIES**  
**CONSOLIDATED STATEMENTS OF CASH FLOWS**

|  | For the Three Months Ended March 31 |                    |             |                    |
|--|-------------------------------------|--------------------|-------------|--------------------|
|  | 2023                                |                    | 2022        |                    |
|  | (Unaudited)                         |                    | (Unaudited) |                    |
| <b>CASH FLOWS FROM OPERATING ACTIVITIES</b>                  |                                     |                    |             |                    |
| Loss before income tax                                       | <b>P</b>                            | <b>(696,769)</b>   | <b>P</b>    | <b>(1,474,873)</b> |
| Adjustments for:   |                                     |                    |             |                    |
| Interest income  |                                     | <b>(103,047)</b>   |             | <b>(30,938)</b>    |
| Dividend income  |                                     | <b>(319,476)</b>   |             | <b>-</b>           |
| Depreciation and amortization                                |                                     | <b>-</b>           |             | <b>5,207</b>       |
| Operating loss before working capital changes                |                                     | <b>(1,119,292)</b> |             | <b>(1,500,604)</b> |
| Decrease (increase) in:                                      |                                     |                    |             |                    |
| Trade and other receivables                                  |                                     | <b>131,454</b>     |             | <b>(403,210)</b>   |
| Other current assets   |                                     | <b>13,390</b>      |             | <b>8,931</b>       |
| Decrease in:   |                                     |                    |             |                    |
| Trade and other payables                                     |                                     | <b>(857,746)</b>   |             | <b>55,161</b>      |
| Cash used in operations                                      |                                     | <b>(1,832,193)</b> |             | <b>(1,839,724)</b> |
| Interest received  |                                     | <b>103,047</b>     |             | <b>30,938</b>      |
| Dividends received   |                                     | <b>319,476</b>     |             | <b>-</b>           |
| <b>Net cash used in operating activities</b>                 |                                     | <b>(1,409,671)</b> |             | <b>(1,808,786)</b> |
| <b>CASH FLOWS FROM INVESTING ACTIVITIES</b>                  |                                     |                    |             |                    |
| Increase in deferred exploration costs and noncurrent assets |                                     | <b>(51,104)</b>    |             | <b>(87,669)</b>    |
| <b>Net cash used in investing activities</b>                 |                                     | <b>(51,104)</b>    |             | <b>(87,669)</b>    |
| <b>NET DECREASE IN CASH AND CASH EQUIVALENTS</b>             |                                     | <b>(1,460,775)</b> |             | <b>(1,896,455)</b> |
| <b>CASH AND CASH EQUIVALENTS AT BEGINNING OF PERIOD</b>      |                                     | <b>17,969,394</b>  |             | <b>13,976,898</b>  |
| <b>CASH AND CASH EQUIVALENTS AT END OF PERIOD</b>            | <b>P</b>                            | <b>16,508,619</b>  | <b>P</b>    | <b>12,080,443</b>  |

## Item 2. Management Discussion and Analysis of Financial Condition and Results of Operations

### Consolidated Statements of Financial Position

|  | March 31, 2023<br>(Unaudited) | December 31, 2022<br>(Audited) | Horizontal Analysis<br>Increase (Decrease) |      | Vertical Analysis |      |
|--|-------------------------------|--------------------------------|--|------|-------------------|------|
|  |                               |                                | Amount                                     | %    | 2023              | 2022 |
| <b>ASSETS</b>  |                               |                                |  |      |                   |      |
| <b>Current Assets</b>  |                               |                                |  |      |                   |      |
| Cash and cash equivalents  | P 16,508,619                  | P 17,969,394                   | (1,460,775)                                | -8%  | 6%                | 7%   |
| Trade and other receivables - net  | 1,486,567                     | 1,618,021                      | (131,454)                                  | -8%  | 1%                | 1%   |
| Other current assets   | 29,022                        | 42,412                         | (13,390)                                   | -32% | 0%                | 0%   |
| Total Current Assets   | 18,024,208                    | 19,629,827                     | (1,605,619)                                | -8%  | 7%                | 8%   |
| <b>Noncurrent Assets</b>   |                               |                                |  |      |                   |      |
| Investment property  | 9,156,000                     | 9,156,000                      | -  | 0%   | 4%                | 4%   |
| Financial assets at fair value through other comprehensive income                    | 3,052,320                     | 3,020,525                      | 31,795                                     | 1%   | 1%                | 1%   |
| Deferred exploration costs and other noncurrent assets                               | 227,875,184                   | 227,824,080                    | 51,104                                     | 0%   | 88%               | 88%  |
| Total Noncurrent Assets  | 240,083,504                   | 240,000,605                    | 82,899                                     | 0%   | 93%               | 92%  |
|  | P 258,107,712                 | P 259,630,432                  | (1,522,720)                                | -1%  | 100%              | 100% |
| <b>LIABILITIES AND EQUITY</b>  |                               |                                |  |      |                   |      |
| <b>Current Liabilities</b>   |                               |                                |  |      |                   |      |
| Trade and other payables   | P 27,994,627                  | P 28,852,367                   | (857,740)                                  | -3%  | 11%               | 11%  |
| Advances from a related party  | 79,978,631                    | 79,978,631                     | (0)  | 0%   | 31%               | 31%  |
| Total Current Liabilities  | 107,973,258                   | 108,830,998                    | (857,740)                                  | -1%  | 42%               | 42%  |
| <b>Noncurrent Liabilities</b>  |                               |                                |  |      |                   |      |
| Accrued retirement costs   | 3,481,207                     | 3,481,207                      | -  | 0%   | 1%                | 1%   |
| Total Noncurrent Liabilities   | 3,481,207                     | 3,481,207                      | -  | 0%   | 1%                | 1%   |
| Total Liabilities  | 111,454,465                   | 112,312,205                    | (857,740)                                  | -1%  | 43%               | 43%  |
| <b>Equity Attributable to Equity Holders of the Parent Company</b>                   |                               |                                |  |      |                   |      |
| Capital stock  | 63,880,788                    | 63,880,788                     | -  | 0%   | 25%               | 25%  |
| Additional paid-in capital   | 144,295,958                   | 144,295,958                    | -  | 0%   | 56%               | 56%  |
| Unrealized gain on financial assets at fair value through other comprehensive income | 2,204,319                     | 2,172,524                      | 31,795                                     | 1%   | 1%                | 1%   |
| Remeasurement loss on defined benefit obligation                                     | (251,723)                     | (251,723)                      | -  | 0%   | 0%                | 0%   |
| Equity reserves  | (3,140,235)                   | (3,140,235)                    | -  | 0%   | -1%               | -1%  |
| Deficit  | (23,881,364)                  | (23,189,323)                   | (692,041)                                  | 3%   | -9%               | -9%  |
| Treasury shares - 7,606,000 shares   | (29,435,220)                  | (29,435,220)                   | -  | 0%   | -11%              | -11% |
| Total Equity Attributable to Equity Holders of the Parent Company                    | 153,672,523                   | 154,332,769                    | (660,246)                                  | 0%   | 60%               | 59%  |
| <b>Equity Attributable to Non-controlling Interests</b>                              | (7,019,276)                   | (7,014,542)                    | (4,734)                                    | 0%   | -3%               | -3%  |
| Total Equity   | 146,653,247                   | 147,318,227                    | (664,980)                                  | 0%   | 57%               | 57%  |
|  | P 258,107,712                 | P 259,630,432                  | (1,522,720)                                | -1%  | 100%              | 100% |

As of March 31, 2023, consolidated assets of APC Group, Inc. and its subsidiaries (the Company) amounted to ₱258.1M million, ₱1.5 million (0.1%) lower compared to the December 31, 2022 balance of ₱259.6 million.

- Cash decreased due to the disbursements for the capital gains tax amounting to ₱0.5 million related to the sale of land last year, payment for 2022 financial audit amounting to ₱0.4 million, payment to PSE for this year's annual listing maintenance fee amounting to ₱0.3 million and payment for corporate secretary services amounting to ₱0.2 million.

The Company's consolidated liabilities amounted to ₱111 million. The movement in this account pertains to the payment of the accrued and other payables.

Total equity as of March 31, 2023 and December 31, 2022 amounted to ₱146.7 million and ₱147.3 million, respectively. The decline, amounting to ₱0.7 million is attributable to the comprehensive loss incurred during the period.

There were no off-balance sheet transactions.

## Consolidated Statements of Comprehensive Income

|  | 2023                            |                                    | 2022                            |                                    | Horizontal Analysis           |              | Vertical Analysis |               |
|--|---------------------------------|------------------------------------|---------------------------------|------------------------------------|-------------------------------|--------------|-------------------|---------------|
|  | 1st Quarter<br>January to March | Year-to-date<br>(January to March) | 1st Quarter<br>January to March | Year-to-date<br>(January to March) | Increase (Decrease)<br>Amount | %            | 2023<br>%         | 2022<br>%     |
| <b>INCOME</b>  |                                 |                                    |                                 |                                    |                               |              |                   |               |
| Interest income  | 103,047 ₱                       | 103,047                            | 30,938 ₱                        | 30,938                             | 72,109                        | 233%         | 24%               | 100%          |
| Dividend income  | 319,476                         | 319,476                            | -                               | -                                  | 319,476                       | 0%           | 76%               | 0%            |
|  | <b>422,523</b>                  | <b>422,523</b>                     | <b>30,938</b>                   | <b>30,938</b>                      | <b>391,585</b>                | <b>1266%</b> | <b>100%</b>       | <b>100%</b>   |
| <b>EXPENSES</b>  |                                 |                                    |                                 |                                    |                               |              |                   |               |
| General and administrative expenses  | (1,119,292)                     | (1,119,292)                        | (1,505,811)                     | (1,505,811)                        | 386,520                       | -26%         | -265%             | -4867%        |
| <b>NET LOSS BEFORE AND AFTER INCOME TAX</b>  | <b>(696,769) 0</b>              | <b>(696,769)</b>                   | <b>(1,474,873) 0</b>            | <b>(1,474,873)</b>                 | <b>778,105</b>                | <b>-53%</b>  | <b>-165%</b>      | <b>-4767%</b> |
| <b>OTHER COMPREHENSIVE INCOME (LOSS)</b>   |                                 |                                    |                                 |                                    |                               |              |                   |               |
| Unrealized loss on financial assets at fair value through other comprehensive income | 31,795                          | 31,795                             | 190,770                         | 190,770                            | (158,975)                     | 0%           | 8%                | 617%          |
| Remeasurement gain/(loss) on defined benefit obligation                              | -                               | -                                  | -                               | -                                  | -                             | -            | -                 | -             |
| <b>TOTAL COMPREHENSIVE LOSS</b>  | <b>(664,974) 0</b>              | <b>(664,974)</b>                   | <b>(1,284,103) 0</b>            | <b>(1,284,103)</b>                 | <b>619,130</b>                | <b>-48%</b>  | <b>-157%</b>      | <b>-4151%</b> |

The Company ended the 1st quarter of 2023 with total net loss of Php0.7 million. This lower net loss versus the loss incurred in the same period in 2022 is attributable to timing of expenditures. The Company continues to optimize and manage its costs.

Dividend income from PLC, which was declared and paid out earlier this year, contributed to bringing the Company's comprehensive loss to ₱0.7 million as of March 31, 2023.

As of March 31, 2023, except for what has been noted in the preceding, there were no material events or uncertainties known to management that had a material impact on past performance, or that would have a material impact on the future operations, in respect of the following:

- Known trends, demands, commitments, events or uncertainties that would have a material impact on the Company;
- Material commitments for capital expenditures that are reasonably expected to have a material impact on the Company's short-term or long-term liquidity;
- Known trends, events or uncertainties that have had or that are reasonably expected to have a material favorable or unfavorable impact on net sales/revenues/income from continuing operations;
- Significant elements of income or loss that did not arise from the Company's continuing operations;
- Seasonal aspects that had a material impact on the Company's results of operations; and
- Material changes in the financial statements of the Company for the periods ended March 31, 2023 and March 31, 2022, except those mentioned above.

## KEY PERFORMANCE INDICATORS

Management uses the following key performance indicators to evaluate the performance of the Company and its subsidiaries. Except for Net Income, these key performance indicators are not measurements in accordance with Philippine Financial Reporting Standards (PFRS) and should not be considered as an alternative to net income or any other measure of performance which are in accordance with PFRS.

1. **Return on Assets Ratio (ROA).** Return on Assets is an indicator of how profitable a company is relative to its total assets. ROA gives an idea as to how efficient management is at using its assets to generate earnings and is calculated by dividing the Company's annual earnings by its total assets.
2. **Return on Equity Ratio (ROE).** Return on Equity measures how much profit is generated with the money shareholders have invested in the Company. It is expressed as a percentage and calculated by dividing net income by total Stockholders' Equity.

3. **Current Ratio.** Current ratio is computed by dividing current assets by current liabilities. This indicates the liquidity of the Company in the short term and measures the peso amount of current asset available to cover a peso amount of current liability.
4. **Debt-to-Equity Ratio (DER).** DER gives an indication of the Company's leverage position and is computed by dividing total liabilities with total stockholders' equity.
5. **Asset-to-Equity Ratio (AER).** Asset-to-Equity Ratio is computed using total assets divided by the total stockholders' equity. This ratio shows the relationship of the total assets of the firm owned by shareholders and an indicator of the leverage used to finance the Company.

The table below shows the comparative figures of the key performance indicators for the period in review.

|                        | YTD<br>March 31, 2023 | YTD<br>December 31, 2022 | YTD<br>March 31, 2022 |
|------------------------|-----------------------|--------------------------|-----------------------|
| Return on Assets Ratio | (0.00)                | (0.00)                   | (0.01)                |
| Return on Equity Ratio | (0.00)                | (0.01)                   | (0.01)                |
| Current Ratio          | 0.17                  | 0.18                     | 0.14                  |
| Debt to Equity Ratio   | 0.76                  | 0.76                     | 0.76                  |
| Asset to Equity Ratio  | 1.76                  | 1.76                     | 1.76                  |

#### Discussion on the key performance indicators

##### **Return on Assets Ratio and Return on Equity Ratio**

The Company's ROA and ROE as of March 31, 2023 and 2022 are negative due to the reported net loss for both years. There is no significant change in the ROA and ROE of the Company as of March 31, 2023 and 2022.

##### **Current Ratio**

Current ratio decreased from 0.18 as of December 31, 2022 to 0.17 as of March 31, 2023 due to the decline in the cash balance of the Company as discussed above.

##### **Debt to Equity Ratio**

There is no significant change in the Debt to Equity Ratio of the Company as of December 31, 2022 and as of March 31, 2023.

##### **Assets to Equity Ratio**

There is no significant change in the Assets to Equity Ratio of the Company as of December 31, 2022 and as of March 31, 2023.

## **PART II OTHER INFORMATION**

Other than what has been reported, no event has since occurred.

## ANNEX TO THE MD&A SECTION

### 1. PRINCIPLES OF CONSOLIDATION

The consolidated financial statements include the accounts of the Parent Company and the following subsidiaries (collectively referred to as the “Company”):

| Subsidiaries   | Percentage of Ownership |          |        |
|--|-------------------------|----------|--------|
|  | Direct                  | Indirect | Total  |
| Aragorn Power & Energy Corporation (APEC) <sup>(1)</sup>   | 97.6%                   | -        | 97.6%  |
| PRC Magma Energy Resources Inc. (PRC-Magma) <sup>(2)</sup> | -                       | 85.0%    | 85.0%  |
| APC Cement Corporation (APC Cement) <sup>(2)</sup>         | 100.0%                  | -        | 100.0% |
| APC Energy Resources, Inc. (APC Energy) <sup>(2)</sup>     | 100.0%                  | -        | 100.0% |
| APC Mining Corporation (APC Mining) <sup>(2)</sup>         | 83.3%                   | -        | 83.3%  |

*(1) Still in exploration stage*

*(2) Still in the pre-operating stage*

### 2. RISK EXPOSURES

#### **Financial Risk Management**

The Company has risk management policies that systematically view the risks that could prevent the Company from achieving its objectives. These policies are intended to manage risks identified in such a way that opportunities to deliver the Company’s objectives are achieved. The Company’s risk management takes place in the context of day-to-day operations and normal business processes such as strategic planning and business planning. It is also established to identify and manage the Company’s exposure to financial risks, to set appropriate transaction limits and controls, and to monitor and assess risks and compliance to internal control policies.

Management has identified each risk and is responsible for coordinating and continuously improving risk strategies, processes and measures in accordance with the established business objectives. The BOD has overall responsibility for the establishment and oversight of the Company’s risk management framework. Risk management policies and structure are reviewed regularly to reflect changes in market conditions and the activities of the Company.

The Company’s principal financial instruments comprise of cash and cash equivalents, receivables, security deposits, financial assets at FVOCI, trade and other payables (excluding statutory payables), and advances from a related party.

The main risks arising from the Company’s financial instruments are credit risk, liquidity risk and interest rate risk. The BOD reviews and approves policies for managing these risks. These are summarized below.

#### Credit Risk

Credit risk is the risk that the obligations of the Company will not be repaid on time and in full as contracted, resulting in a financial loss. It is inherent to the business as potential losses may arise due to the failure of its counter parties to fulfill their obligations on maturity dates or due to adverse market conditions.

Generally, the credit risk of the Company is attributable to financial assets at amortized cost. The Company maintains credit policies and continuously monitors defaults of customers and other counter parties, identified either individually or by group, and incorporate this information into its credit risk controls. Managing credit risk has both qualitative and quantitative aspects. Credit officers must evaluate the credit quality of the counterparties and assign internal credit ratings upon this evaluation.

The Company defines credit exposure as all transactions where losses might occur due to the fact that counterparties may not fulfill their contractual payment obligations based on original contractual terms. The Company’s exposure to credit risk arises from default of the counterparty, with a maximum exposure equal to the carrying amounts of these financial assets. Credit risk from cash in banks is mitigated by transacting only with reputable banks duly approved by management.

### Liquidity Risk

Liquidity risk is the risk that the Company will not be able to meet its financial obligations as they fall due. The Company's objectives to managing liquidity risk is to ensure, as far as possible, that it will always have sufficient liquidity to meet its liabilities when due, under both normal and stressed conditions, without incurring unacceptable losses or risking adverse effect to the Company's credit standing.

The Company seeks to manage its liquid funds through cash planning on a weekly basis. As part of its liquidity risk management, the Group regularly evaluates its projected and actual cash flows. It also continuously assesses conditions in the financial markets for opportunities to pursue fund raising activities.

### Equity Price Risk

The Company's investments in equity securities are susceptible to market price risk arising from uncertainties about future values of the investment securities. The Company manages the equity price risk through diversification and placing limits on individual and total equity instruments. Reports on the equity portfolio are submitted to the Company's senior management on a regular basis. The Company's BOD reviews and approves all equity investment decisions.

There is no material change in the financial risk exposures of the company and its subsidiaries particularly on currency, interest, credit, market and liquidity risks on its March 31, 2023 interim financial statements compared to the December 31, 2022 audited consolidated financial statements of APC Group Inc.

### Fair value of Financial Instruments

A comparison by category of the carrying values and estimated fair values of the Company's financial instruments that are carried in the consolidated financial statements as of March 31, 2022 and December 31, 2022 are as follows:

|  | March 31, 2023     |                    | December 31, 2022  |                    |
|--|--------------------|--------------------|--------------------|--------------------|
|  | Carrying Value     | Fair Value         | Carrying Value     | Fair Value         |
| Financial assets:                          |                    |                    |                    |                    |
| Loans and receivables:                     |                    |                    |                    |                    |
| Cash and cash equivalents*                 | 16,458,619         | 16,458,619         | 17,966,044         | 17,966,044         |
| Trade and other Receivables                | 1,486,567          | 1,486,567          | 1,618,021          | 1,618,021          |
| Deposits**                                 | 23,821             | 23,821             | 23,821             | 23,821             |
| AFS financial assets                       | 3,052,320          | 3,052,320          | 3,020,525          | 3,020,525          |
| <b>Total financial assets</b>              | <b>21,021,328</b>  | <b>21,021,328</b>  | <b>22,628,411</b>  | <b>22,628,411</b>  |
| Financial liabilities -                    |                    |                    |                    |                    |
| Other financial liabilities:               |                    |                    |                    |                    |
| Trade and other payables***                | 27,985,381         | 27,985,381         | 28,828,136         | 28,828,136         |
| Advances from related parties              | 79,978,631         | 79,978,631         | 79,978,631         | 79,978,631         |
| <b>Total current financial liabilities</b> | <b>107,964,012</b> | <b>107,964,012</b> | <b>108,806,767</b> | <b>108,806,767</b> |

\*Excluding cash on hand amounting to ₱50,000 as at March 31, 2023 and ₱3,350 as of December 31, 2022

\*\* Included in "Other noncurrent assets" account

\*\*\*Excluding statutory liabilities.

### Cash and Cash Equivalents, Trade and Other Receivables, Trade and Other Payables and Advances from Related Parties

Due to the short-term nature of the transactions, the carrying values approximate the fair values at reporting dates.

### Financial Assets at FVOCI

The fair values of quoted equity securities were determined by reference to market bid quotes as at reporting dates.

### Deposits and Subscription Payable

Due to non-availability of definite payment terms, there is no reliable source of fair values as at reporting dates.



The following tables provide the fair value measurement hierarchy of the Company's assets and liabilities as at March 31, 2023 and December 31, 2022:

|                                |   | March 31, 2023    |   |           |   |           |  |
|--------------------------------|---|-------------------|---|-----------|---|-----------|--|
|                                |   | Total             |   | Level 1   |   | Level 3   |  |
| Assets measured at fair value: |   |                   |   |           |   |           |  |
| Investment properties          | ₱ | 9,156,000         | ₱ | –         | ₱ | 9,156,000 |  |
| Financial assets at FVOCI      |   | 3,052,320         |   | 3,052,320 |   | –         |  |
| Total financial assets         | ₱ | 12,208,320        | ₱ | 3,052,320 | ₱ | 9,156,000 |  |
|                                |   |                   |   |           |   |           |  |
|                                |   | December 31, 2022 |   |           |   |           |  |
|                                |   | Total             |   | Level 1   |   | Level 3   |  |
| Assets measured at fair value: |   |                   |   |           |   |           |  |
| Investment properties          | ₱ | 9,156,000         | ₱ | –         | ₱ | 9,156,000 |  |
| Financial assets at FVOCI      |   | 3,020,525         |   | 3,020,525 |   | –         |  |
| Total financial assets         | ₱ | 12,176,525        | ₱ | 3,020,525 | ₱ | 9,156,000 |  |

There were no transfers between Level 1 and Level 2 fair value measurements and no transfers into and out of Level 3 fair value measurements during the period ended March 31, 2023 and year ended December 31, 2022.

### 3. OTHER REQUIRED DISCLOSURES

- A.) The attached interim financial reports were prepared in accordance with accounting standards generally accepted in the Philippines. The accounting policies and methods of computation followed in these interim financial statements are the same compared with the audited financial Statements for the period ended December 31, 2022.
- B.) Except as reported in the Management's Discussion and Analysis of Financial Condition and Results of Operations ("MD&A"), there were no unusual items affecting assets, liabilities, equity, net income or cash flows for the interim period.
- C.) There were no material changes in estimates of amounts reported in prior periods that have material effects in the current interim period.
- D.) Except as disclosed in the MD&A, there were no other issuance, repurchase and repayments of debt and equity securities.
- E.) There were no material events that occurred subsequent to March 31, 2023 and up to the date of this report that need disclosure herein.
- F.) There were no changes in the composition of the Company during the interim period such as business combinations, acquisition or disposals of subsidiaries and long-term investments, restructuring and discontinued operations.
- G.) There were no changes in contingent liabilities or contingent assets since December 31, 2022 and as of March 31, 2023.
- H.) There exist no material contingencies and other material events or transactions affecting the current interim period.



## SIGNATURES

Pursuant to the requirement of the Securities Regulation Code, the registrant has duly caused this report to be signed on its behalf by the undersigned thereunto duly authorized.

Registrant: **APC Group, Inc.**

By:

A handwritten signature in black ink, appearing to read 'I. Aguirre', written over the printed name.

**IAN JASON R. AGUIRRE**  
President and Chief Executive Officer  
Date: April 20, 2023

A handwritten signature in black ink, appearing to read 'M. Co', written over the printed name.

**MARIE JOY T. CO**  
Treasurer and Financial Controller, Compliance Officer  
Date: April 20, 2023

**APPENDIX 1**  
**APC GROUP INC. and SUBSIDIARIES**  
**Aging of Accounts Receivables**  
**As of March 31, 2023**

| Trade and Other Receivables        | Total            | 1 Month        | 2 - 3 Months   | 4 - 6 Months   | 7 Months to<br>1 Year | More than 1 year |
|------------------------------------|------------------|----------------|----------------|----------------|-----------------------|------------------|
| Trade receivables                  | 1,420,174        | 161,657        | 188,582        | 759,321        | 259,898               | 50,716           |
| Advances to officers and employees | 12,139           | -              | 1,871          | -              | -                     | 10,267           |
| Other receivables                  | 54,255           | -              | -              | -              | 15,537                | 38,718           |
| <b>TOTAL</b>                       | <b>1,486,567</b> | <b>161,657</b> | <b>190,453</b> | <b>759,321</b> | <b>275,435</b>        | <b>99,701</b>    |

# MINUTES OF THE STOCKHOLDERS' MEETING OF

## APC GROUP, INC.

Held 09 June 2022 at 11:00 a.m.

Via Webinar (Zoom) link

### DIRECTORS PRESENT:

|                      |  |
|----------------------|--|
| WILLY N. OCIER       | Chairman of the Board<br>Director<br>Chairman, Executive Committee<br>Chairman, Compensation and Remuneration Committee  |
| IAN JASON R. AGUIRRE | President & CEO<br>Director<br>Member, Executive Committee   |
| JACKSON T. ONGSIP    | Director<br>Chairman, Risk Oversight Committee<br>Member, Audit Committee<br>Member, Corporate Governance Committee<br>Member, Related Party Transactions Committee                  |
| RAFAEL M. ALUNAN III | Lead Independent Director<br>Chairman, Audit Committee<br>Member, Corporate Governance Committee<br>Member, Related Party Transactions Committee<br>Member, Risk Oversight Committee |
| EDMUNDO L. TAN       | Director<br>Member, Compensation and Remuneration Committee  |
| VIRIGINIA A. YAP     | Director<br>Member, Executive Committee<br>Member, Compensation and Remuneration Committee   |
| JERRY C. TIU         | Independent Director<br>Chairman, Corporate Governance Committee<br>Chairman, Related Party Transactions Committee<br>Member, Audit Committee<br>Member, Risk Oversight Committee    |

### **ALSO PRESENT:**

|                            |   |
|----------------------------|---|
| RICHARD ANTHONY D. ALCAZAR | Corporate Secretary                     |
| MICHELLE T. HERNANDEZ      | Contact for Stakeholders' Concerns/Host |
| MS. MARIE JOY T. CO        | Compliance Officer and Treasurer        |
| MS. CRISTINA CASTRO NUGUIT | Third Party Tabulator                   |

Stockholders present in person or  
represented by proxy

4,545,332,817 constituting 60.57% of the  
total outstanding capital of the  
Corporation as of record date 30, April  
2022 (Please see the Record of  
Attendance here attached as Annex "A")

The representatives from the Company's external auditor, Reyes Tacandong & Co., were likewise in attendance to address questions from the stockholders during the Meeting.



**1. Call To Order**

Mr. Willy N. Ocier, the Chairman of the Board, welcomed the stockholders, called the meeting to order, and presided over the proceedings. The Corporate Secretary, Atty. Richard Anthony D. Alcazar, recorded the minutes of the meeting.

**2. Certification of Notice and Quorum**

The Corporate Secretary certified that the notice of the annual stockholders' meeting and the Definitive Information Statement, along with the Corporation's "Guidelines for Participation via Remote Communication and Voting in Absentia" were uploaded via PSE EDGE on May 12, 2022 and posted on the Corporation's website beginning on the same day. In addition, the Corporate Secretary also certified that the notices of the meeting were distributed electronically and by courier to the shareholders starting on May 12, 2022.

The Chairman inquired from the Corporate Secretary whether there was a quorum for the transaction of business by the stockholders.

The Corporate Secretary certified that based on the proxies recorded and on the registration of those personally present at the meeting, that 4,545,332,817 shares representing 60.57 % of the total outstanding capital stock of the Corporation as of record date April 30, 2022.

The Chairman then declared that there was a quorum for the transaction of business. He then invited everyone to listen to a brief discussion on the rules of conduct and voting procedures of the meeting.

The Corporate Secretary discussed the rules of conduct and voting procedures set forth in the Definitive Information Statement and in the Notice of Annual Stockholders' Meeting, in accordance with the rules of the Securities and Exchange Commission as follows:

First, shareholders who notified the Corporation of their intention to participate in the meeting by remote communication have sent their questions or comments through the e-mail address provided for the purpose;

Shareholders now participating through the livestream can continue sending more questions throughout the duration of the meeting through the Q&A button located at the bottom of their screens.

Second, some of the questions or comments received will be read out during the Open Forum, after all matters in the agenda are concluded;

As the time dedicated for the meeting, however, is limited, the questions and comments which will not be read out and responded to during the meeting will be answered by the appropriate officers of the Corporation concerned;

Third, resolutions will be proposed for adoption by the shareholders for each of the items in the Agenda for this meeting. Each proposed resolution will be shown on the screen as the same is being taken up.

Finally, as tabulated, the votes cast as of June 6, 2022 are from shareholders owning 4,545,332,817 voting shares, representing 60.57% of the total outstanding voting shares. The results of this preliminary tabulation will be referred to when the voting results are reported throughout the meeting.

The results of the final tabulation of votes, with full details of the affirmative and negative votes and abstentions, will be reflected in the Minutes of the Meeting.



3. **Approval of the Minutes of the Annual Meeting of Stockholders held on 22 July 2021**

The Chairman proceeded to the next item in the agenda which is the approval of the minutes of the previous annual meeting of the stockholders held on July 22, 2021 posted on the Corporation’s website several days after its adjournment. A copy of the minutes is also appended to the Definitive Information Statement posted on the PSE EDGE and the Corporation’s website. The minutes reflect the proceedings of the last annual meeting, including resolutions adopted and approved, with corresponding tabulation of votes for each item then for approval.

Upon inquiry from the Chair, the Corporate Secretary reported that based on the tabulation of votes, 100% of the shareholders present voted in favor of the approval. Below was the tabulation of votes:

| In Favor      |      | Against       |    | Abstain       |    |
|---------------|------|---------------|----|---------------|----|
| No. of Shares | %    | No. of Shares | %  | No. of Shares | %  |
| 4,545,332,817 | 100% | 0             | 0% | 0             | 0% |

The Chairman then declared that the motion was carried and the minutes were approved, and the following resolution was passed and adopted:

“RESOLVED, that the Minutes of the Annual Stockholders’ Meeting of APC Group, Inc. held on July 22, 2021 is approved.”

4. **Approval of the 2021 Operation and Results**

The Chairman proceeded to the next item in the agenda which is the approval of the 2021 operations and results of the Corporation. The Chairman explained that the copies of the Corporation’s Definitive Information Statement and the accompanying Annual Report had been sent and made available to all stockholders several weeks prior to the meeting, and the same were likewise posted in the Corporation’s website. The Annual report contains the summaries of operations and the Audited Financial Statements of the Corporation for the Year 2021. The Information Statement and Annual report likewise contains the items required under Section 49 of the Revised Corporation Code.

The Chairman then requested the President and CEO, Mr. Ian Jason Aguirre, to render his report on the Company’s results of operations for 2021. The President reported as follows:

*“To our fellow stockholders, members of the Board of Directors and friends, good morning and welcome to APC Group Inc.’s 2022 Annual Stockholders Meeting. Thank you for taking the time to be with us today.*

*I am pleased to report that your Company, through its subsidiary, Aragorn Power and Energy Corporation or APEC, continues to move forward in its Kalinga Geothermal Project (KGP).*

*In 2021, despite challenges caused by the COVID pandemic, the Company remained committed to continuing its exploration activities while ensuring safe, effective and sustainable operations amidst the various difficulties and hurdles in supply chain and working conditions. The Project recommenced its geology, geochemical, and geophysical surveys (3G) to obtain additional information that would support the results of the exploration well drilled in 2020 as well as to refine the Resource Conceptual Model- Activities that will consequently ensure the soundness of the geologic targets before resuming drilling operations.*

*Analysis of the 3G results reaffirm the commercial temperatures observed in the area suggesting close proximity to the resource, but at a narrower band of drilling targeting. The results also suggest the existence of multiple systems to the South West of the current exploration area. As such, further study is needed to ascertain the new discoveries and allow assessment of the Kalinga prospect as a whole before committing and proceeding to drilling operations. Understanding the potential of the additional systems is key in determining the technical viability commerciality, and overall value of the prospect and improving the likelihood of Project success.*



This year, with the newly discovered potential systems, the Project intends to continue exploration activities, including the South West areas through further 3G surveys. Moreover, due to the pandemic and typhoons, including typhoon Ulysses significantly hampered our drilling operations and exploration activities, APEC has requested the Department of Energy for a period of suspension of its obligations equivalent to various Force Majeure events that impacted its operations during the period of October 2020 until March 2022. This request is still being reviewed by the Department.

Notwithstanding these various challenges, your Company continues its commitment to partnership and relationship-building with its host communities through the continuation of scholarship grants and educational assistance to deserving youths from the eight (8) ancestral domains within its contract area. The KGP has already extended scholarships to 369 grantees and has produced 280 graduates in various courses. In fact, five (5) scholar graduates in engineering and geology have been hired for the Project. Furthermore, your Company remains active in caring for the environment, together with Department of Environment and Natural Resources (DENR), National Commission on Indigenous Peoples (NCIP) and the KGP community scholars and families, we have planted more than 100 native bamboo and guyabano seedlings in the area of Pasil at PAS-02, where we have drilled our well and at Balatoc Junction, where landslides are prone. We adhere to our commitment to protect the environment and ensure the safety of the people within our host communities.

Notwithstanding these various challenges, your Company continues its commitment to partnership and relationship-building with its host communities through the continuation of scholarship grants and educational assistance to deserving youths from the eight (8) ancestral domains within its contract area. The KGP has already extended scholarships to 369 grantees and has produced 280 graduates in various courses. In fact, five (5) scholar graduates in engineering and geology have been hired for the Project. Furthermore, your Company remains active in caring the environment together with the Department Company remains active in caring for the environment, together with Department of Environment and National Resources (DENR), National Commission on Indigenous Peoples (NCIP) and the KGP community scholars and families, we have planted more than 100 native bamboo and guyabano seedlings in the area of Pasil at PAS-02, where we have drilled our well and at Balatoc Junction, where landslides are prone. We adhere to our commitment to protect the environment and ensure the safety of the people within our host communities.

Please allow me also to briefly go through the Company's financial performance in 2021. For your reference, the details of the financial statements are contained in the Information Statement sent to the stockholders.

For the year ended 2021, APC Group Inc., our Company's consolidated assets stood at 259.1 MM, lower by 3% vs the previous year, Liabilities P3MM (or 3%) lower vs last year at P114.4MM and Stockholders equity at P147.7MM lower by 3% from last year mainly due to the total comprehensive loss recognized amounting to P8.5MM. In spite of lowering general and admin costs by 2% from the previous year, the Company continues to incur Kalinga project related costs as well as general and administrative expenses necessary to operate a business.

Please allow me also to briefly go through the Company's financial performance in 2021. For your reference, the details of the financial statements are contained in the Information Statement sent to the stockholders.

For the year ended 2021, APC Group Inc., our Company's consolidated assets stood at P259.1 MM, lower by 3% vs the previous year, Liabilities P3MM (or 3%) lower vs last year at P114.4MM and Stockholders equity at P147.7MM lower by 3% from last year mainly due to the total comprehensive loss recognized amounting to P8.5MM. In spite of lowering general and admin costs by 2% from the previous year, the Company continues to incur Kalinga project related costs as well as general and administrative expenses necessary to operate the business.

In conclusion, despite the current business environment and challenges, the Company has remained focused on its mission of creating value for our investors and our stakeholders. I would like to take this opportunity to thank you, our dear shareholders for your continued patience, trust and confidence, to our Board of Directors for their guidance and wisdom, and to our employees for their hard work and



dedication. We look forward to working together with our many stakeholders to move our project further and create value in the future.

Thank you and good day to everyone.”

The Chairman then requested Corporate Secretary to announce the results of the voting for the approval of the 2021 Operations and Results of the Corporation which were appended to the Definitive Information Statement, the 2021 Annual Report and the Consolidated Audited Financial Statements of the Corporation as of December 31, 2021 as audited by Reyes Tacandong & Co.

The Corporate Secretary reported that based on the tabulation of votes, 100% of the shareholders present voted in favor of the approval. Below was the tabulation of votes:

| In Favor      |      | Against       |    | Abstain       |    |
|---------------|------|---------------|----|---------------|----|
| No. of Shares | %    | No. of Shares | %  | No. of Shares | %  |
| 4,545,332,817 | 100% | 0             | 0% | 0             | 0% |

The Chairman then declared that the motion was carried and the minutes were approved, and the following resolution was passed and adopted:

“**RESOLVED**, That the 2021Annual Report, 2021 Consolidated Audited Financial Statements of APC Group, Inc., and the Corporation’s 2021 Operations and Results are approved.”

5. **Approval and Ratification of the Acts of the Board of Directors and Management**

The next item in the agenda was the approval and ratification of the acts of the Board of Directors and Management during their term of office. The Chairman explained that the summary of these acts could be found in the Definitive Information Statement that was made available to all stockholders.

Upon inquiry from the Chair, the Corporate Secretary reported that based on the tabulation of votes, 100% of the shareholders present voted in favor for the approval and ratification. Below was the tabulation of votes:

| In Favor      |      | Against       |    | Abstain       |    |
|---------------|------|---------------|----|---------------|----|
| No. of Shares | %    | No. of Shares | %  | No. of Shares | %  |
| 4,545,332,817 | 100% | 0             | 0% | 0             | 0% |

The Chairman then declared that the motion was carried and the minutes were approved, and the following resolutions were passed and adopted:

“**RESOLVED**, that all acts, transactions and contracts entered into as well as resolutions made and adopted by the Board of Directors, Board Committees, and Management of APC Group, Inc. (the ‘Corporation’) from the date of the last Annual Stockholders’ Meeting up to the date of meeting are approved, ratified, and confirmed.

“**RESOLVED FINALLY**, that all acts, proceedings, elections and appointments performed or taken pursuant to the foregoing resolution, be in all respects approved, ratified and confirmed.”

6. **Election of Directors for 2022-2023**

The next item in the agenda is the election of directors for the year 2022-2023. The Chairman requested Mr. Jerry C. Tiu, Chairman of the Corporate Governance Committee, to announce the nominees.

Mr. Tiu announced the following nominees, prequalified by the Corporate Governance Committee, for the election to the Board for 2022-2023:



WILLY N. OCIER  
IAN JASON R. AGUIRRE  
JACKSON T. ONGSIP  
EDMUNDO L. TAN  
VIRGINIA A. YAP

Independent Directors

RAFAEL M. ALUNAN III  
JERRY C. TIU

Upon inquiry from the Chair, the Corporate Secretary announced the tabulation of the votes received and cast in favor of the said nominees, as follows:

| Nominee              | Number of shares<br>voting in favor | %    |
|----------------------|-------------------------------------|------|
| Willy N. Ocier       | 4,545,332,817                       | 100% |
| Ian Jason R. Aguirre | 4,545,332,817                       | 100% |
| Jackson T. Ongsip    | 4,545,332,817                       | 100% |
| Edmundo L. Tan       | 4,545,332,817                       | 100% |
| Virginia A. Yap      | 4,545,332,817                       | 100% |
| Rafael M. Alunan III | 4,545,332,817                       | 100% |
| Jerry C. Tiu         | 4,545,332,817                       | 100% |

The Corporate Secretary announced that since there are only seven (7) nominees and with the votes received, all nominees have obtained sufficient votes for election. The following resolution was then passed and approved:

“RESOLVED, that the following persons are elected directors of APC Group, Inc. for a period of one (1) year until their successors shall have been duly elected and qualified.

WILLY N. OCIER  
IAN JASON R. AGUIRRE  
JACKSON T. ONGSIP  
EDMUNDO L. TAN  
VIRGINIA A. YAP

Independent Directors

RAFAEL ALUNAN III  
JERRY C. TIU

7. **Appointment of External Auditor**

The next item in the agenda was the appointment of the Company’s External Auditor for 2022. The Chairman of the Audit Committee, Mr. Rafael M. Alunan III informed the shareholders that the Audit Committee has pre-screened and recommended, and the Board has endorsed for consideration of the stockholders, the appointment of Reyes Tacandong & Co. as the Corporation’s external auditor for 2022.

Upon inquiry from the Chair, the Corporate Secretary reported that based on the tabulation of votes, 100% of the shareholders present voted in favor for the approval and ratification. Below was the tabulation of votes:

| In Favor      |      | Against       |    | Abstain       |    |
|---------------|------|---------------|----|---------------|----|
| No. of Shares | %    | No. of Shares | %  | No. of Shares | %  |
| 4,545,332,817 | 100% | 0             | 0% | 0             | 0% |

Accordingly, the following resolution was passed and approved:

“RESOLVED that Reyes Tacandong & Co. is appointed as the External Auditor of APC Group, Inc. for 2022, under such terms and conditions as may be approved by the Board.”

The Chairman then announced that as stated in the Definitive Information Statement, all stockholders of record were allowed to submit questions via email to [apc.corpsec@gmail.com](mailto:apc.corpsec@gmail.com), and through the live comments broadcast section of the proceedings. He added that for those not entertained due to time constraints, the Corporation will endeavor to respond to their questions via email.

Upon request of the Chair, the Corporate Secretary read the following question sent via email:

“Are there any plans for the renewal of KGP’S service contract with the DOE?”

The President and Chief Executive Officer, Mr. Ian Jason Aguirre gave the following reply:

*“Yes we are awaiting DOE’s response to our submission of Request for Suspension of Obligations with Extension, which intends to grant extension of the service contract in response of exploration activities impacted by the COVID19 Pandemic. We have also submitted to DOE our Letter of Intention for New Investment which, when approved, will grant further exploration period for Kalinga.”*

The other question that was sent to us states: *“What can we look forward from the KGP?”*

*We can expect a continue effort to explore the New Discovery areas through further 3G activities. Prior, there will be continue engagements with stakeholders, both existing and new, to ensure continued support and acceptance of the project. Upon favorable findings from the 3G, the decision and planning to commence exploration drilling will be reviewed and pursued.”*

8. **Other Matters**

The Chairman inquired if there were other matters that could properly be taken up at this meeting. The Corporate Secretary confirmed that there was none.

9. **Adjournment**

There being no further business to transact, the meeting was upon motion duly made and seconded thereupon adjourned.

CERTIFIED CORRECT:

**RICHARD ANTHONY D. ALCAZAR**  
Corporate Secretary

ATTESTED BY:

**WILLY N. OCIER**  
Chairman



### CERTIFICATION OF INDEPENDENT DIRECTOR

I, **Rafael M. Alunan III**, Filipino, of legal age, and with address at [REDACTED] after having been duly sworn to in accordance with law hereby declare that:

1. I am a nominee for independent director (ID) of **APC Group, Inc. (APC)** (the "Corporation").
2. I am affiliated with the following companies or organizations (including Government-Owned and Controlled Corporations):

| COMPANY/ORGANIZATION  | POSITION/RELATIONSHIP                  | PERIOD OF SERVICE   |
|---|--|---------------------|
| Pepsi Cola Products (Philippines), Inc.                           | Vice Chairman and Independent Director | 2007 to present     |
| Philippine Council for Foreign Regulations                        | Chairman                               | 2018 to present     |
| Harvard Kennedy School Alumni Association of the Philippines Inc. | Chairman                               | 2013 to present     |
| Philippine Taekwondo Association                                  | President                              | Jan 2023 to present |
| Spirit of EDSA Foundation   | Board Member                           | 1998 to present     |
| One Philippines Party List  | Founder                                | 2018 to present     |
| Rotary Club of Manila   | Director and President-elect           | 2023-2024           |
| Kaltimex Energy Phils.  | Senior Adviser                         | 2018 to present     |
| Development Academy of the Philippines                            | Fellow                                 | 2015 to present     |
| Institute of Corporate Directors                                  | Fellow                                 | 2014 to present     |
| Institute for Solidarity in Asia                                  | Fellow                                 | 2014 to present     |

3. I possess all the qualifications and none of the disqualifications to serve as an ID of the Corporation, as provided for in Section 38 of the Securities Regulation Code (SRC), its Implementing Rules and Regulations (IRR) and other Securities and Exchange Commission (SEC) issuances.
4. I am related to the following director/officer/substantial shareholder of (covered company and its subsidiaries and affiliates) other than the relationship provided under Rule 38.2.3 of the SRC. (where applicable)



**CERTIFICATION OF INDEPENDENT DIRECTOR**

I, **Jerry C. Tiu**, Filipino, of legal age and a resident of [REDACTED]

after having been duly sworn to in accordance with law do hereby declare that:

1. I am a nominee for independent director (ID) of **APC Group, Inc.** (the "Corporation").
2. I am affiliated with the following companies or organizations (including Government-Owned and Controlled Corporations):

| <b>COMPANY/ORGANIZATION</b>                                | <b>POSITION/RELATIONSHIP</b> | <b>PERIOD OF SERVICE</b>                |
|--|------------------------------|---|
| Premium Leisure Corp.                                      | Independent Director         | June 25, 2021 to present                |
| Tagaytay Highlands Community Condominium Association, Inc. | Director                     | August 9, 2001 to present               |
|  | President                    | August 25, 2001 to present              |
| Tagaytay Midlands Community Homeowners' Association, Inc.  | Director                     | September 3, 2002 to present            |
|  | President                    | June 28, 2008 to present                |
| Greenlands Community Homeowners' Association, Inc.         | Director                     | April 26, 2006 to present               |
|  | Chairman                     | December 12, 2014 to June 24, 2017      |
|  |                              | September 20, 2006 to December 12, 2014 |
|  | President                    | Sept. 20, 2006 to present               |
| Tagaytay Highlands International Golf Club, Inc.           | Director                     | December 22, 1999 to present            |
|  | President                    | June 28, 2001 to present                |
| The Country Club at Tagaytay Highlands, Inc.               | Director                     | December 22, 1999 to present            |
|  | President                    | November 21, 2001 to present            |
| Tagaytay Midlands Golf Club, Inc.                          | Director                     | April 12, 2000 to present               |
|  | President                    | November 21, 2001 to present            |
| The Spa & Lodge at Tagaytay Highlands, Inc.                | Director and President       | August 16, 2001 to present              |

3. I possess all the qualifications and none of the disqualifications to serve as an ID of the Corporation, as provided for in Section 38 of the Securities Regulation Code (SRC), its Implementing Rules and Regulations (IRR) and other Securities and Exchange Commission (SEC) issuances.

4. I am related to the following director/officer/substantial shareholder of (covered company and its subsidiaries and affiliates) other than the relationship provided under Rule 38.2.3 of the SRC. (where applicable)

| NAME OF<br>DIRECTOR/OFFICER/<br>SUBSTANTIAL<br>SHAREHOLDER | COMPANY | NATURE OF<br>RELATIONSHIP |
|--|---------|---------------------------|
| Not applicable   |         |                           |
|  |         |                           |


5. To the best of my knowledge, I am not the subject of any pending criminal or administrative investigation or proceeding / I disclose that I am the subject of the following criminal/administrative investigation or proceeding (as the case may be):

| OFFENSE<br>CHARGED/INVESTIGATED | TRIBUNAL OR AGENCY<br>INVOLVED | STATUS |
|---------------------------------|--------------------------------|--------|
| Not applicable                  |                                |        |
|                                 |                                |        |

6. I am not in government service/affiliated with a government agency or government-owned and controlled corporation.
7. I shall faithfully and diligently comply with my duties and responsibilities as ID under the SRC and its IRR, Code of Corporate Governance and other SEC issuances.
8. I shall inform the Corporate Secretary of the Corporation of any changes in the abovementioned information within five (5) days from its occurrence.

28 FEB 2023


Done, this \_\_ day of \_\_\_\_\_, at PASIG CITY.

  
Jerry C. Tiu

28 FEB 2023

SUBSCRIBED AND SWORN to before me this \_\_ day of \_\_\_\_\_ at PASIG CITY, affiant personally appeared before me and exhibited to me his Tax Identification Number (TIN) Card with

Doc. No. 469;  
Page No. 99;  
Book No. 1;  
Series of 2013

  
PATRIC G. GILMAN, JR.  
Notary Public for the State of San Jose  
and in the Philippines  
Approved: \_\_\_\_\_  
Commission Expires: \_\_\_\_\_  
789 East Tavera, Santa Cruz, Cebu Road  
City of Cebu, Philippines  
PTR No. 9004777 / 01-01-01-01  
IBP No. 242535 / 01-01-23 / 01-01-01  
Roll of Attorneys No. 77106  
Admitted to the Bar: 05.06.22



Republic of the Philippines )  
 City of Pasig )

## CERTIFICATION


I, Richard Anthony D. Alcazar, of legal age, Filipino citizen, with office address at 23<sup>rd</sup> Floor, Philippine Stock Exchange Centre, Exchange Road, Ortigas Center, Pasig City, after being duly sworn in accordance with law, certify that:

1. I am the Corporate Secretary of APC Group, Inc. (the "Corporation"), a corporation duly organized and existing under the laws of the Philippines, with offices at the G/F MyTown New York Building, General E. Jacinto St. corner Capas St., Barangay Guadalupe Nuevo, Makati City, 1212 Philippines;
2. No director or officer of the Corporation is connected with any government agencies or instrumentalities; and
3. The foregoing is in accordance with the records of the Corporation presently in my custody.

  
**RICHARD ANTHONY D. ALCAZAR**  
 Corporate Secretary

SUBSCRIBED AND SWORN to before me this MAY 08 2023 at PASIG CITY, affiant exhibiting to me his Community Tax Certificate No. [REDACTED] issued on January 11, 2023 at Pasig City and SSS No. [REDACTED] as proof of his identity.

Doc. No. 62  
 Page No. 19  
 Book No. I  
 Series of 2023

  
**RAY LEMUEL D. MOLABOLA**  
 Notary Public for the Cities of Pasig, San Juan,  
 and Municipality of Pateros  
 Appointment No. 169 (2023-2024)  
 Commission Expires on 31 December 2024  
 2303-A East Tower, Tektite Towers, Exchange Road  
 Ortigas Center, Pasig City, Metro Manila  
 Roll No. 81599  
 PTR No. 8979298; 01/11/2023; Pasig City  
 IBP No. 256685; 12/31/2022; Leyte  
 MCLE Compliance: N/A  
 (Admitted to the Philippine Bar on 24 May 2022)